



Office of Research, Planning & Institutional Effectiveness
Key Performance Indicator (KPI) Dashboard

Goal 1 – Student Success

KPI I.A – Percentage of Students with a Student Education Plan (SEP)

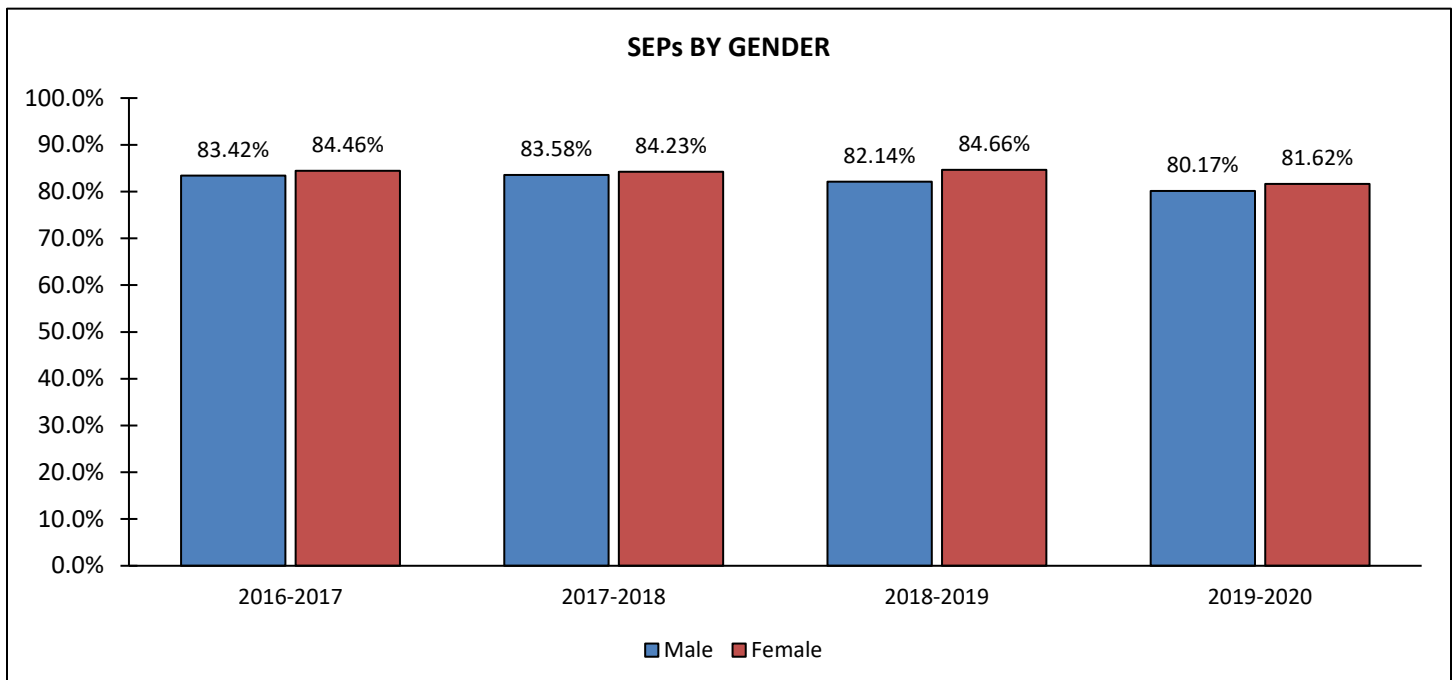
Objective: Increase student success while preserving access, enhancing quality, and reducing attainment gaps associated with income, race, ethnicity, age, and gender.

Definition: The total number of students that have (1) met with a counselor to plan their courses for any number of semesters, (2) had the educational goal of earning a degree/transferring to a 4 year college, and (3) declared a major divided by the total number of enrolled students who were not exempted from completing a student educational plan.

Measurement Frequency: Annual

KPI I.A: Percentage of Students with SEP	2016-2017	2017-2018	2018-2019	2019-2020
Crafton Hills College (CHC)	77.73%	77.09%	77.66%	71.27%
San Bernardino Valley College (SBVC)	86.57%	86.77%	86.19%	85.20%
SBCCD (Total)	84.01%	83.96%	83.64%	81.05%

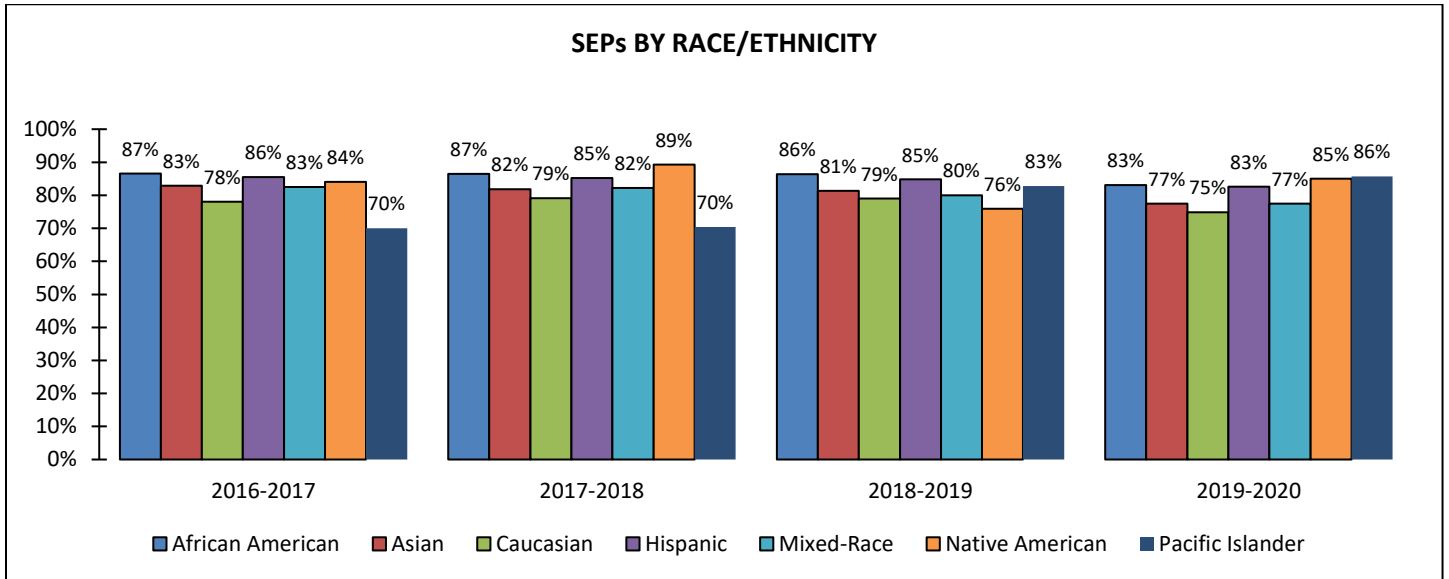
EQUITY ANALYSIS:



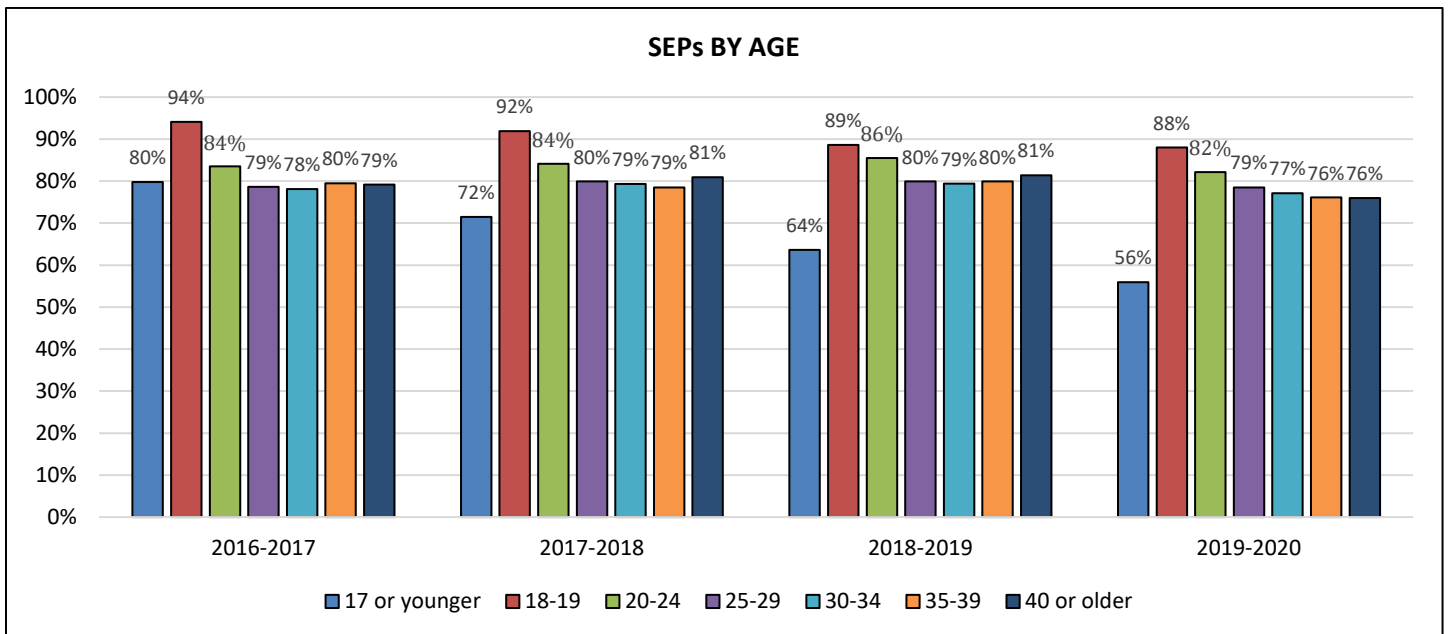
Analysis: The number of students with an SEP showed a **net decrease** of 2.96% since the 2016-2017 academic year. This amounts to an **average** of 83.16% of SBCCD students that have an SEP over this 4-year period. On average, a greater percentage of **females** completed a SEP than **males** over this four-year period (83.7% vs. 82.3%, respectively).



Office of Research, Planning & Institutional Effectiveness
Key Performance Indicator (KPI) Dashboard



Analysis: On average, **African Americans** obtained the **highest SEP percentage** over this four-year period (85.7%). The next highest was Hispanics (84.5%), Native Americans (84.0%), Asians (80.8%), Mixed-Race (80.5%), Caucasians (77.8%), and Pacific Islanders (74.0%).



Analysis: On average, over this four-year period, the 18-19 age group had the **highest SEP percentage** (90.5%), followed by the 20-24, 40 or older, 25-29, 30-34 and 35-39 age groups (83.8% and 79.3% and 79.2% and 78.5% and 78.4%, respectively). The **lowest SEP percentage** was seen in the 17 or younger age group (67.0%).