


Q1 The Board conducts all board meetings efficiently and effectively.

Answered: 7 Skipped: 0




ANSWER CHOICES	RESPONSES	
Never (1)	0.00%	0
Seldom (2)	0.00%	0
Often (3)	0.00%	0
Most or All of the Time (4)	100.00%	7
TOTAL		7

BASIC STATISTICS				
Minimum	Maximum	Median	Mean	Standard Deviation
4.00	4.00	4.00	4.00	0.00

#	SPACE FOR COMMENTS:	DATE
1	the board meetings have improved since the new chancellor was hired. We with the chancellor have improved procedures and reports.	6/26/2023 11:56 AM

Q2 The Board provides opportunities for the public to address the Board and sets, and enforces, consistent and clearly defined times and procedures for responsible public participation at board meetings.

Answered: 7 Skipped: 0



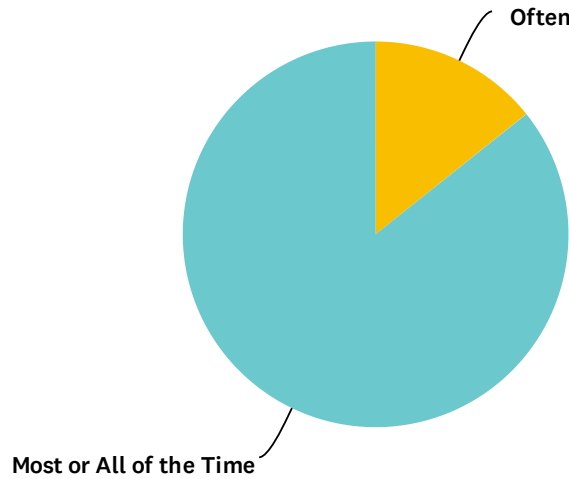
ANSWER CHOICES	RESPONSES	
Never (1)	0.00%	0
Seldom (2)	0.00%	0
Often (3)	0.00%	0
Most or All of the Time (4)	100.00%	7
TOTAL		7

BASIC STATISTICS				
Minimum	Maximum	Median	Mean	Standard Deviation
4.00	4.00	4.00	4.00	0.00

#	SPACE FOR COMMENTS:	DATE
	There are no responses.	

Q3 The Board maintains and follows procedures for developing the agenda and getting materials to board members in advance of meetings as agreed upon between the board and the Chancellor.

Answered: 7 Skipped: 0



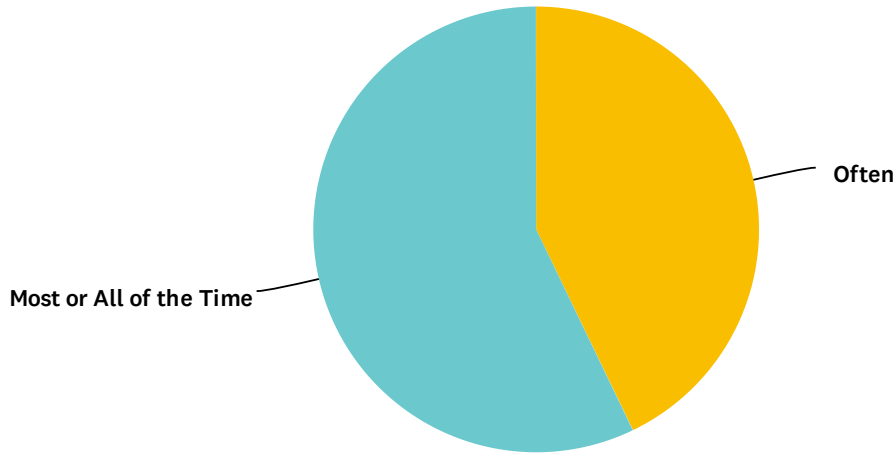
ANSWER CHOICES	RESPONSES	
Never (1)	0.00%	0
Seldom (2)	0.00%	0
Often (3)	14.29%	1
Most or All of the Time (4)	85.71%	6
TOTAL		7

BASIC STATISTICS				
Minimum	Maximum	Median	Mean	Standard Deviation
3.00	4.00	4.00	3.86	0.35

#	SPACE FOR COMMENTS:	DATE
1	This is a two part question. We do provide materials in advance of meetings. But we do not have ample opportunity to solicit agenda items from members of the board.	6/26/2023 11:56 AM

Q4 The Board makes a sincere effort to be informed on all agenda items prior to meetings.

Answered: 7 Skipped: 0




ANSWER CHOICES	RESPONSES	
Never (1)	0.00%	0
Seldom (2)	0.00%	0
Often (3)	42.86%	3
Most or All of the Time (4)	57.14%	4
TOTAL		7

BASIC STATISTICS				
Minimum	Maximum	Median	Mean	Standard Deviation
3.00	4.00	4.00	3.57	0.49

#	SPACE FOR COMMENTS:	DATE
1	It appears sometimes the agenda has not been reviewed by all.	6/26/2023 11:56 AM
2	I can only speak for myself.	6/26/2023 9:11 AM

Q5 The Board adheres to it's adopted Code of Ethics.

Answered: 7 Skipped: 0



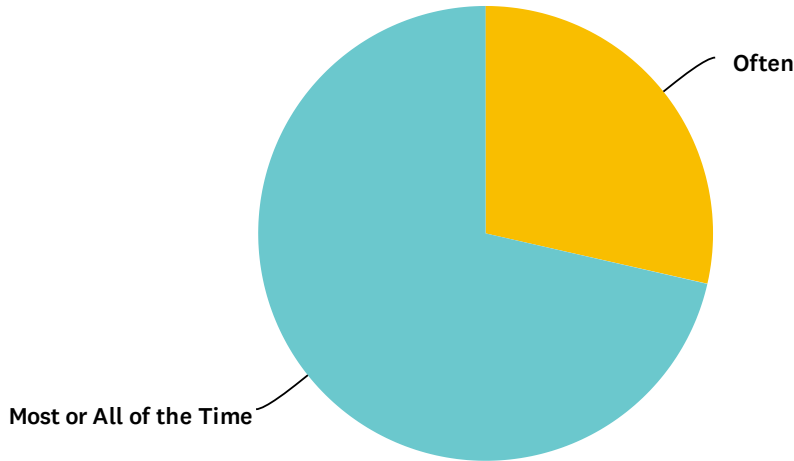
ANSWER CHOICES	RESPONSES
Never (1)	0.00% 0
Seldom (2)	0.00% 0
Often (3)	0.00% 0
Most or All of the Time (4)	100.00% 7
TOTAL	7

BASIC STATISTICS				
Minimum	Maximum	Median	Mean	Standard Deviation
4.00	4.00	4.00	4.00	0.00

#	SPACE FOR COMMENTS:	DATE
	There are no responses.	

Q6 The Board avoids committing to a position or an issue before all relevant facts are presented.

Answered: 7 Skipped: 0



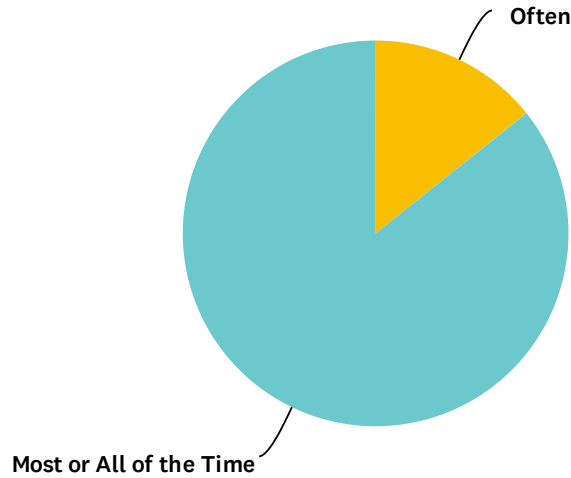
ANSWER CHOICES	RESPONSES	
Never (1)	0.00%	0
Seldom (2)	0.00%	0
Often (3)	28.57%	2
Most or All of the Time (4)	71.43%	5
TOTAL		7

BASIC STATISTICS				
Minimum	Maximum	Median	Mean	Standard Deviation
3.00	4.00	4.00	3.71	0.45

#	SPACE FOR COMMENTS:	DATE
	There are no responses.	

Q7 The Board allows for citizen input through public hearings, advisory committees, etc.

Answered: 7 Skipped: 0




ANSWER CHOICES	RESPONSES	
Never (1)	0.00%	0
Seldom (2)	0.00%	0
Often (3)	14.29%	1
Most or All of the Time (4)	85.71%	6
TOTAL		7

BASIC STATISTICS				
Minimum	Maximum	Median	Mean	Standard Deviation
3.00	4.00	4.00	3.86	0.35

#	SPACE FOR COMMENTS:	DATE
1	We can do a better job and ensure broad based participation.	6/26/2023 11:50 AM

Q8 The Board supports the Board Chair in his/her role as spokesperson for the board.

Answered: 7 Skipped: 0



Most or All of the Time


ANSWER CHOICES	RESPONSES	
Never (1)	0.00%	0
Seldom (2)	0.00%	0
Often (3)	0.00%	0
Most or All of the Time (4)	100.00%	7
TOTAL		7

BASIC STATISTICS				
Minimum	Maximum	Median	Mean	Standard Deviation
4.00	4.00	4.00	4.00	0.00

#	SPACE FOR COMMENTS:	DATE
	There are no responses.	

Q9 The Board follows the Brown Act requirements in the reporting out of actions taken in closed session and in the dissemination of information.

Answered: 7 Skipped: 0



Most or All of the Time

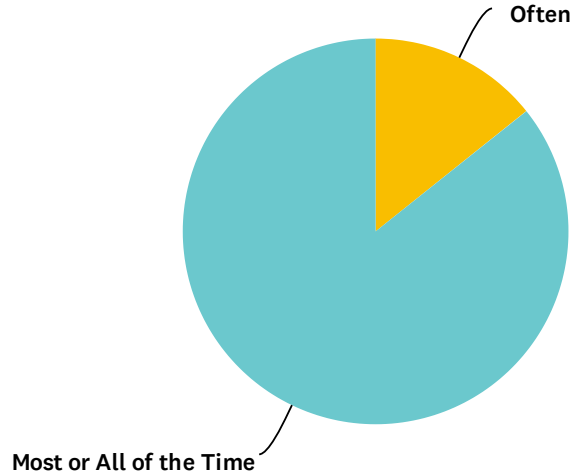
ANSWER CHOICES	RESPONSES	
Never (1)	0.00%	0
Seldom (2)	0.00%	0
Often (3)	0.00%	0
Most or All of the Time (4)	100.00%	7
TOTAL		7

BASIC STATISTICS				
Minimum	Maximum	Median	Mean	Standard Deviation
4.00	4.00	4.00	4.00	0.00

#	SPACE FOR COMMENTS:	DATE
	There are no responses.	

Q10 The Board strives to maintain an open dialogue with governmental and community leaders.

Answered: 7 Skipped: 0




ANSWER CHOICES	RESPONSES	
Never (1)	0.00%	0
Seldom (2)	0.00%	0
Often (3)	14.29%	1
Most or All of the Time (4)	85.71%	6
TOTAL		7

BASIC STATISTICS				
Minimum	Maximum	Median	Mean	Standard Deviation
3.00	4.00	4.00	3.86	0.35

#	SPACE FOR COMMENTS:	DATE
	There are no responses.	

Q11 The Board displays a sincere and unselfish interest in students and contributes to their education and growth.

Answered: 7 Skipped: 0



Most or All of the Time

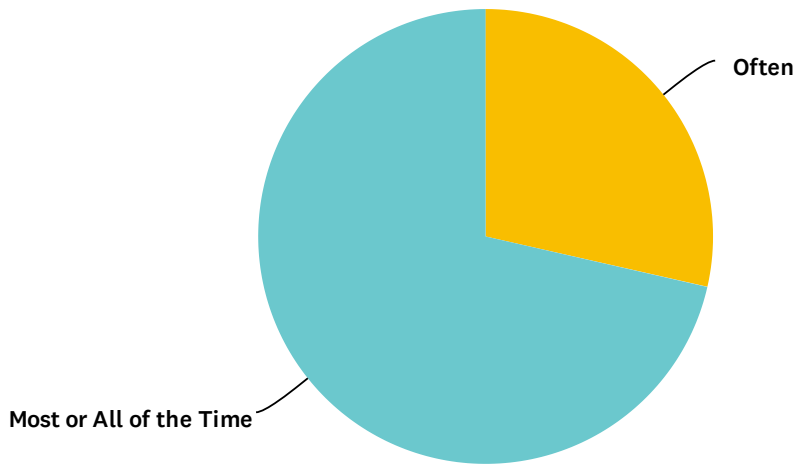
ANSWER CHOICES	RESPONSES
Never (1)	0.00% 0
Seldom (2)	0.00% 0
Often (3)	0.00% 0
Most or All of the Time (4)	100.00% 7
TOTAL	7

BASIC STATISTICS				
Minimum 4.00	Maximum 4.00	Median 4.00	Mean 4.00	Standard Deviation 0.00

#	SPACE FOR COMMENTS:	DATE
	There are no responses.	

Q12 The Board is attuned to the needs of the community and it's students.

Answered: 7 Skipped: 0



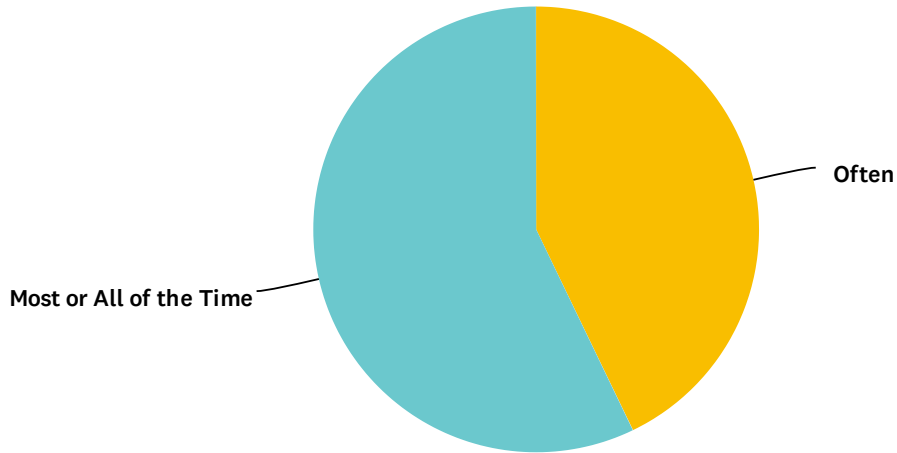
ANSWER CHOICES	RESPONSES	
Never (1)	0.00%	0
Seldom (2)	0.00%	0
Often (3)	28.57%	2
Most or All of the Time (4)	71.43%	5
TOTAL		7

BASIC STATISTICS				
Minimum	Maximum	Median	Mean	Standard Deviation
3.00	4.00	4.00	3.71	0.45

#	SPACE FOR COMMENTS:	DATE
1	We need better access to data around community and student needs. We should review our strategic plan more frequently and talk about it in relation to the identified need.	6/26/2023 11:52 AM

Q13 The Board weighs all decisions in terms of what is best for the students of the district.

Answered: 7 Skipped: 0



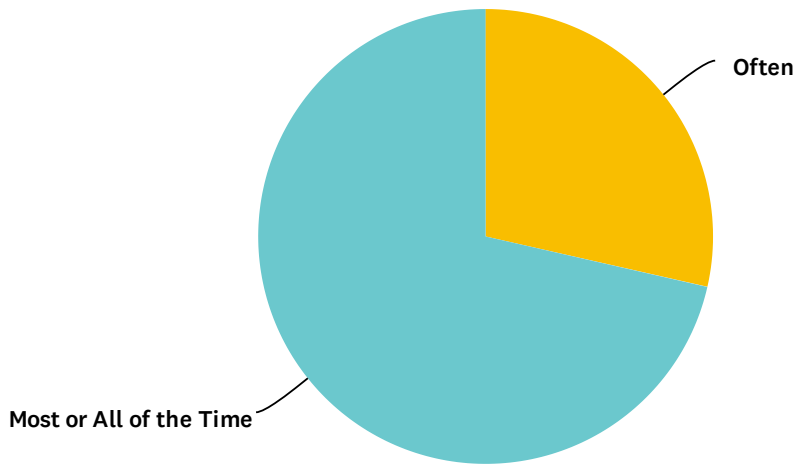
ANSWER CHOICES	RESPONSES	
Never (1)	0.00%	0
Seldom (2)	0.00%	0
Often (3)	42.86%	3
Most or All of the Time (4)	57.14%	4
TOTAL		7

BASIC STATISTICS				
Minimum	Maximum	Median	Mean	Standard Deviation
3.00	4.00	4.00	3.57	0.49

#	SPACE FOR COMMENTS:	DATE
	There are no responses.	

Q14 The Board is visible in the community.

Answered: 7 Skipped: 0




ANSWER CHOICES	RESPONSES	
Never (1)	0.00%	0
Seldom (2)	0.00%	0
Often (3)	28.57%	2
Most or All of the Time (4)	71.43%	5
TOTAL		7

BASIC STATISTICS				
Minimum	Maximum	Median	Mean	Standard Deviation
3.00	4.00	4.00	3.71	0.45

#	SPACE FOR COMMENTS:	DATE
1	Individual members are visible in the community, but maybe not as members of the board, per se,	6/26/2023 11:51 AM
2	Would appreciate being invited to more college events.	6/26/2023 9:12 AM

Q15 Board members consistently demonstrate respect for their fellow individual Trustees and for their positions on issues and board decisions.

Answered: 7 Skipped: 0



Most or All of the Time

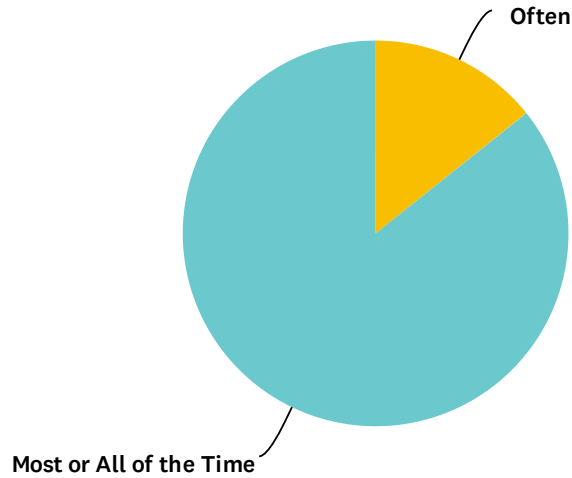
ANSWER CHOICES	RESPONSES	
Never (1)	0.00%	0
Seldom (2)	0.00%	0
Often (3)	0.00%	0
Most or All of the Time (4)	100.00%	7
TOTAL		7

BASIC STATISTICS				
Minimum	Maximum	Median	Mean	Standard Deviation
4.00	4.00	4.00	4.00	0.00

#	SPACE FOR COMMENTS:	DATE
1	Any disrespect is unintentional. But it does still happen.	6/26/2023 11:58 AM

Q16 Board members trust fellow individual Trustees, and work collaboratively to the benefit of the district.

Answered: 7 Skipped: 0



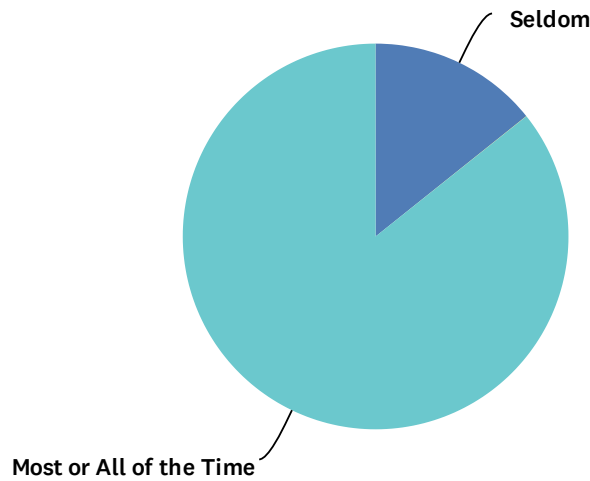
ANSWER CHOICES	RESPONSES	
Never (1)	0.00%	0
Seldom (2)	0.00%	0
Often (3)	14.29%	1
Most or All of the Time (4)	85.71%	6
TOTAL		7

BASIC STATISTICS				
Minimum	Maximum	Median	Mean	Standard Deviation
3.00	4.00	4.00	3.86	0.35

#	SPACE FOR COMMENTS:	DATE
	There are no responses.	

Q17 The Board is independent and open-minded.

Answered: 7 Skipped: 0




ANSWER CHOICES	RESPONSES	
Never (1)	0.00%	0
Seldom (2)	14.29%	1
Often (3)	0.00%	0
Most or All of the Time (4)	85.71%	6
TOTAL		7

BASIC STATISTICS				
Minimum	Maximum	Median	Mean	Standard Deviation
2.00	4.00	4.00	3.71	0.70

#	SPACE FOR COMMENTS:	DATE
1	This Board has made a commitment to constantly review its policies and procedures to improve service to our students and community. It is willing to listen to new ideas to find solutions to issues affecting the District.	6/26/2023 12:02 PM
2	two part question again. We are collaborative- but I would not say independent. We are open-minded.	6/26/2023 11:58 AM

Q18 The Board keeps confidential matters confidential.

Answered: 7 Skipped: 0



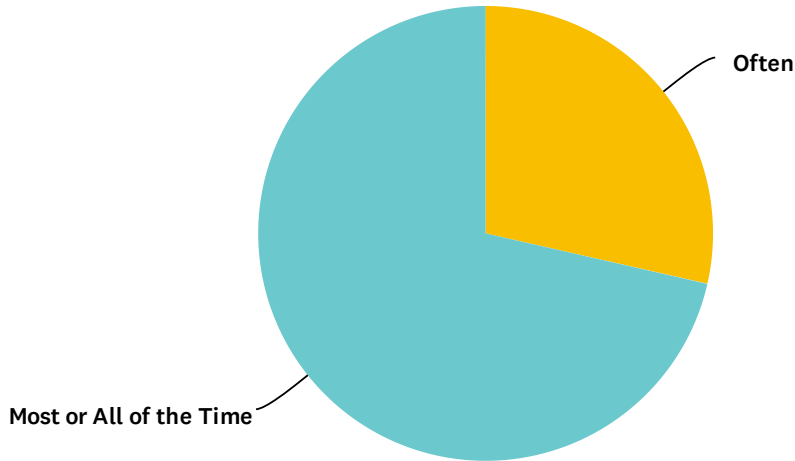
ANSWER CHOICES	RESPONSES	
Never (1)	0.00%	0
Seldom (2)	0.00%	0
Often (3)	0.00%	0
Most or All of the Time (4)	100.00%	7
TOTAL		7

BASIC STATISTICS				
Minimum	Maximum	Median	Mean	Standard Deviation
4.00	4.00	4.00	4.00	0.00

#	SPACE FOR COMMENTS:	DATE
	There are no responses.	

Q19 The Board keeps informed by seeking and reading current educational news and literature.

Answered: 7 Skipped: 0



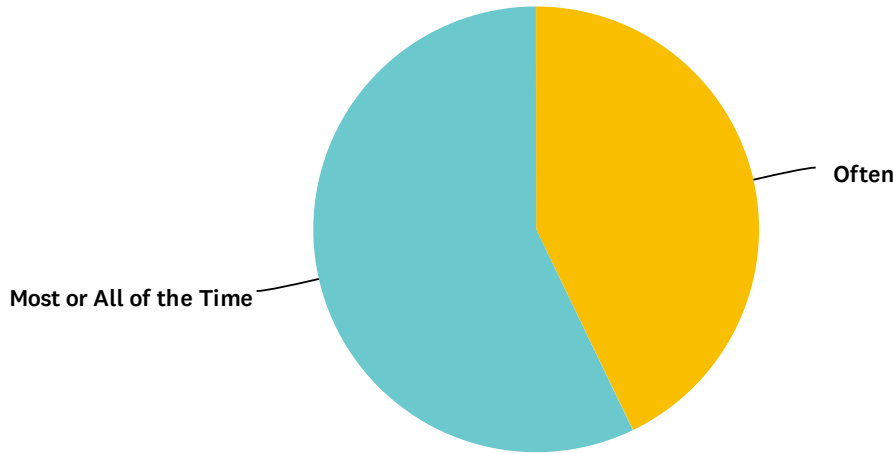
ANSWER CHOICES	RESPONSES	
Never (1)	0.00%	0
Seldom (2)	0.00%	0
Often (3)	28.57%	2
Most or All of the Time (4)	71.43%	5
TOTAL		7

BASIC STATISTICS				
Minimum	Maximum	Median	Mean	Standard Deviation
3.00	4.00	4.00	3.71	0.45

#	SPACE FOR COMMENTS:	DATE
1	Can only speak for myself.	6/26/2023 9:12 AM

Q20 The Board improves its governance skills and keeps current on educational issues through board workshops and attendance at local, regional, and national conferences.

Answered: 7 Skipped: 0




ANSWER CHOICES	RESPONSES	
Never (1)	0.00%	0
Seldom (2)	0.00%	0
Often (3)	42.86%	3
Most or All of the Time (4)	57.14%	4
TOTAL		7

BASIC STATISTICS				
Minimum	Maximum	Median	Mean	Standard Deviation
3.00	4.00	4.00	3.57	0.49

#	SPACE FOR COMMENTS:	DATE
1	We could have more trustees attend PD.	6/26/2023 12:00 PM
2	I wish the Board had a better grasp on issues like Guided Pathways and had a means to help the colleges be accountable to full implementation.	6/26/2023 11:54 AM

Q21 The Board annually assesses board performance through taking a board self-evaluation, discussing the results, and committing to the training necessary to improve in agreed upon areas.

Answered: 7 Skipped: 0




ANSWER CHOICES	RESPONSES	
Never (1)	0.00%	0
Seldom (2)	0.00%	0
Often (3)	0.00%	0
Most or All of the Time (4)	100.00%	7
TOTAL		7

BASIC STATISTICS				
Minimum	Maximum	Median	Mean	Standard Deviation
4.00	4.00	4.00	4.00	0.00

#	SPACE FOR COMMENTS:	DATE
	There are no responses.	

Q22 The Board strives toward growth through a yearly board in-service program, planned in concert with the Chancellor, and based primarily on where the Board wants to be in 3-5 years.

Answered: 7 Skipped: 0



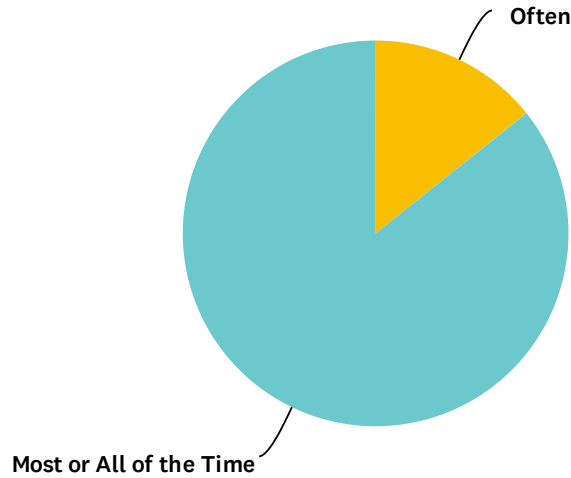
ANSWER CHOICES	RESPONSES	
Never (1)	0.00%	0
Seldom (2)	0.00%	0
Often (3)	0.00%	0
Most or All of the Time (4)	100.00%	7
TOTAL		7

BASIC STATISTICS				
Minimum	Maximum	Median	Mean	Standard Deviation
4.00	4.00	4.00	4.00	0.00

#	SPACE FOR COMMENTS:	DATE
1	Would like to have more input on the agenda for the retreats.	6/26/2023 12:00 PM

Q23 The Board develops sound written policies and maintains an up-to-date organized policy manual, which provides ready access to each policy.

Answered: 7 Skipped: 0



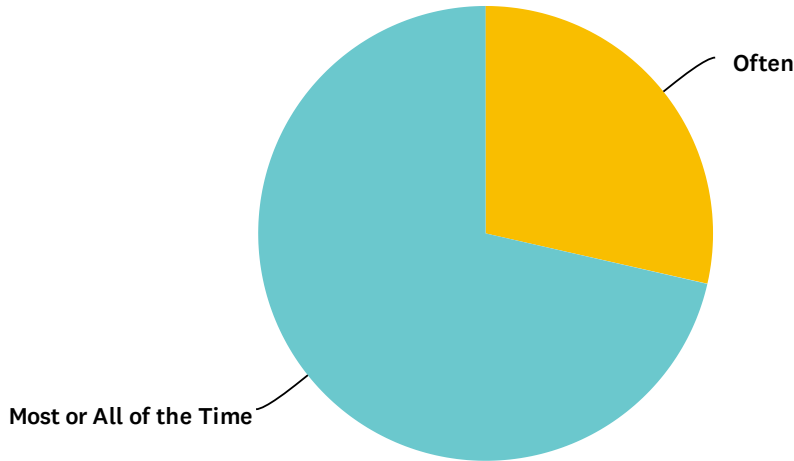
ANSWER CHOICES	RESPONSES	
Never (1)	0.00%	0
Seldom (2)	0.00%	0
Often (3)	14.29%	1
Most or All of the Time (4)	85.71%	6
TOTAL		7

BASIC STATISTICS				
Minimum	Maximum	Median	Mean	Standard Deviation
3.00	4.00	4.00	3.86	0.35

#	SPACE FOR COMMENTS:	DATE
1	Realistically it seems like it's staff who develop and maintain policies, and the board approves them.	6/26/2023 11:53 AM

Q24 The Board cooperatively establishes policies with the administration for the operation of the Community College District.

Answered: 7 Skipped: 0




ANSWER CHOICES	RESPONSES	
Never (1)	0.00%	0
Seldom (2)	0.00%	0
Often (3)	28.57%	2
Most or All of the Time (4)	71.43%	5
TOTAL		7

BASIC STATISTICS				
Minimum	Maximum	Median	Mean	Standard Deviation
3.00	4.00	4.00	3.71	0.45

#	SPACE FOR COMMENTS:	DATE
1	An annual or bi-annual review committee is suggested.	6/26/2023 9:14 AM

Q25 The Board allows for public input into the policy development process by using a first and second reading agenda process for policy adoption.

Answered: 7 Skipped: 0



Most or All of the Time


ANSWER CHOICES	RESPONSES	
Never (1)	0.00%	0
Seldom (2)	0.00%	0
Often (3)	0.00%	0
Most or All of the Time (4)	100.00%	7
TOTAL		7

BASIC STATISTICS				
Minimum	Maximum	Median	Mean	Standard Deviation
4.00	4.00	4.00	4.00	0.00

#	SPACE FOR COMMENTS:	DATE
1	How the public seldom provides input and is seldom encouraged to do so.	6/26/2023 11:55 AM

Q26 The Board provides for periodic policy review and revision when laws, court rulings or circumstances change.

Answered: 7 Skipped: 0



Most or All of the Time

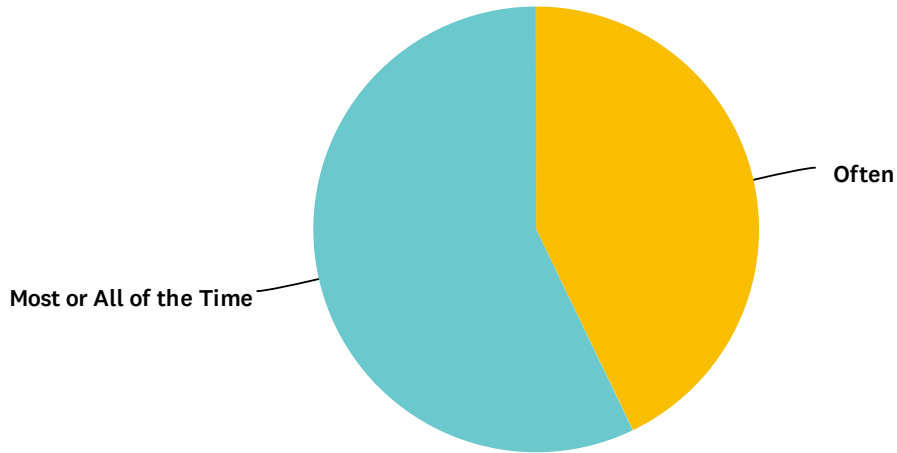
ANSWER CHOICES	RESPONSES	
Never (1)	0.00%	0
Seldom (2)	0.00%	0
Often (3)	0.00%	0
Most or All of the Time (4)	100.00%	7
TOTAL		7

BASIC STATISTICS				
Minimum	Maximum	Median	Mean	Standard Deviation
4.00	4.00	4.00	4.00	0.00

#	SPACE FOR COMMENTS:	DATE
1	Assuming this is done by staff and communicated to the board.	6/26/2023 9:14 AM

Q27 The Board communicates all expectations, compliments, concerns, or criticisms of the Community College District to the Chancellor.

Answered: 7 Skipped: 0



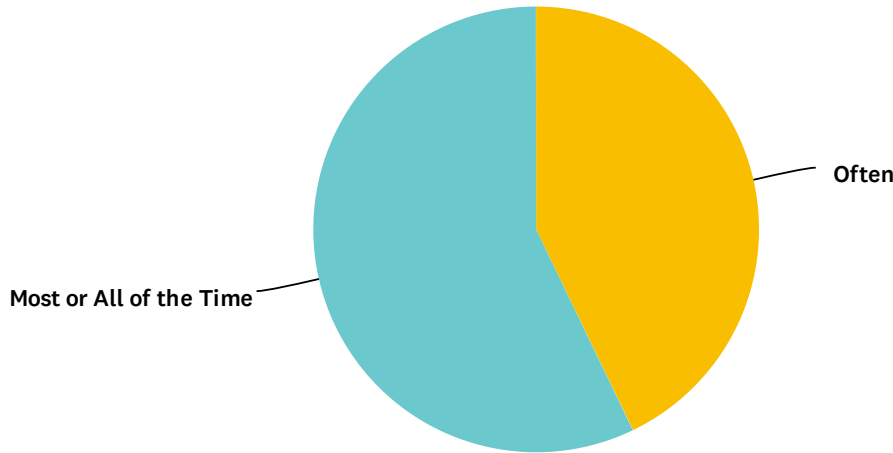
ANSWER CHOICES	RESPONSES	
Never (1)	0.00%	0
Seldom (2)	0.00%	0
Often (3)	42.86%	3
Most or All of the Time (4)	57.14%	4
TOTAL		7

BASIC STATISTICS				
Minimum	Maximum	Median	Mean	Standard Deviation
3.00	4.00	4.00	3.57	0.49

#	SPACE FOR COMMENTS:	DATE
	There are no responses.	

Q28 The Board stays within its governance role and avoids infringing on the Chancellor's areas of responsibilities.

Answered: 7 Skipped: 0



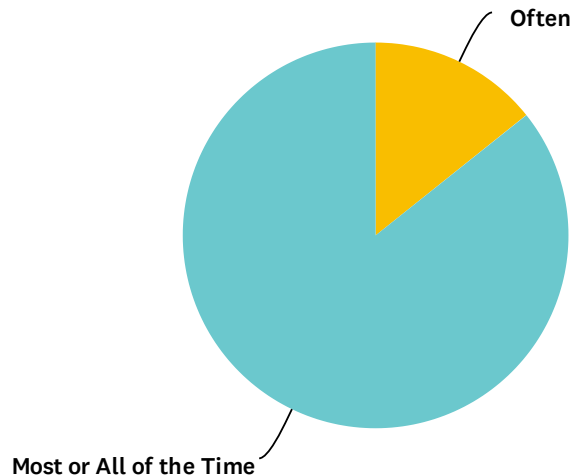
ANSWER CHOICES	RESPONSES	
Never (1)	0.00%	0
Seldom (2)	0.00%	0
Often (3)	42.86%	3
Most or All of the Time (4)	57.14%	4
TOTAL		7

BASIC STATISTICS				
Minimum	Maximum	Median	Mean	Standard Deviation
3.00	4.00	4.00	3.57	0.49

#	SPACE FOR COMMENTS:	DATE
1	We try to stay in our lane, but still creep sometimes.	6/26/2023 12:02 PM
2	This is one of several areas in which the Board has improved.	6/26/2023 11:00 AM

Q29 The Board follows agreed upon procedures in communicating with the staff.

Answered: 7 Skipped: 0




ANSWER CHOICES	RESPONSES	
Never (1)	0.00%	0
Seldom (2)	0.00%	0
Often (3)	14.29%	1
Most or All of the Time (4)	85.71%	6
TOTAL		7

BASIC STATISTICS				
Minimum	Maximum	Median	Mean	Standard Deviation
3.00	4.00	4.00	3.86	0.35

#	SPACE FOR COMMENTS:	DATE
1	I can only speak for myself. I am aware a Board member directs staff and has been counseled not to do so.	6/26/2023 9:15 AM

Q30 The Board avoids criticizing the Chancellor in public.

Answered: 7 Skipped: 0




ANSWER CHOICES	RESPONSES	
Never (1)	0.00%	0
Seldom (2)	0.00%	0
Often (3)	0.00%	0
Most or All of the Time (4)	100.00%	7
TOTAL		7

BASIC STATISTICS				
Minimum	Maximum	Median	Mean	Standard Deviation
4.00	4.00	4.00	4.00	0.00

#	SPACE FOR COMMENTS:	DATE
	There are no responses.	

Q31 The Board holds regular informal Chancellor evaluations in closed session to discuss areas of concern as well as to promote trust and effective two-way communication.

Answered: 7 Skipped: 0




ANSWER CHOICES	RESPONSES	
Never (1)	0.00%	0
Seldom (2)	0.00%	0
Often (3)	0.00%	0
Most or All of the Time (4)	100.00%	7
TOTAL		7

BASIC STATISTICS				
Minimum	Maximum	Median	Mean	Standard Deviation
4.00	4.00	4.00	4.00	0.00

#	SPACE FOR COMMENTS:	DATE
	There are no responses.	

Q32 The Board encourages the Chancellor's participation in professional associations and activities.

Answered: 7 Skipped: 0




ANSWER CHOICES	RESPONSES	
Never (1)	0.00%	0
Seldom (2)	0.00%	0
Often (3)	0.00%	0
Most or All of the Time (4)	100.00%	7
TOTAL		7

BASIC STATISTICS				
Minimum	Maximum	Median	Mean	Standard Deviation
4.00	4.00	4.00	4.00	0.00

#	SPACE FOR COMMENTS:	DATE
1	Our visibility has increased significantly under this Chancellor.	6/26/2023 9:15 AM

Q33 The Board demonstrates respect toward the Chancellor, members of his/her Cabinet and Community College District staff.

Answered: 7 Skipped: 0



Most or All of the Time


ANSWER CHOICES	RESPONSES	
Never (1)	0.00%	0
Seldom (2)	0.00%	0
Often (3)	0.00%	0
Most or All of the Time (4)	100.00%	7
TOTAL		7

BASIC STATISTICS				
Minimum	Maximum	Median	Mean	Standard Deviation
4.00	4.00	4.00	4.00	0.00

#	SPACE FOR COMMENTS:	DATE
	There are no responses.	

Q34 The Board places trust in the Chancellor and in the integrity of the Chancellor, Cabinet, and staff.

Answered: 7 Skipped: 0



Most or All of the Time


ANSWER CHOICES	RESPONSES	
Never (1)	0.00%	0
Seldom (2)	0.00%	0
Often (3)	0.00%	0
Most or All of the Time (4)	100.00%	7
TOTAL		7

BASIC STATISTICS				
Minimum	Maximum	Median	Mean	Standard Deviation
4.00	4.00	4.00	4.00	0.00

#	SPACE FOR COMMENTS:	DATE
	There are no responses.	

Q35 The Board maintains a professional Chancellor's compensation package to attract and keep an excellent Chancellor.

Answered: 7 Skipped: 0



Most or All of the Time


ANSWER CHOICES	RESPONSES	
Never (1)	0.00%	0
Seldom (2)	0.00%	0
Often (3)	0.00%	0
Most or All of the Time (4)	100.00%	7
TOTAL		7

BASIC STATISTICS				
Minimum	Maximum	Median	Mean	Standard Deviation
4.00	4.00	4.00	4.00	0.00

#	SPACE FOR COMMENTS:	DATE
	There are no responses.	

Q36 The Board, in collaboration with the Chancellor, has established strategic, multi-year goals in critical areas that reflect where the board wants the district to be in 3-5 years.

Answered: 7 Skipped: 0



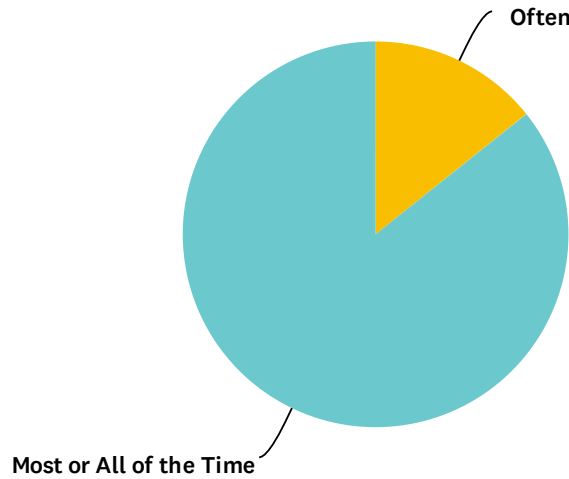
ANSWER CHOICES	RESPONSES	
Never (1)	0.00%	0
Seldom (2)	0.00%	0
Often (3)	0.00%	0
Most or All of the Time (4)	100.00%	7
TOTAL		7

BASIC STATISTICS				
Minimum	Maximum	Median	Mean	Standard Deviation
4.00	4.00	4.00	4.00	0.00

#	SPACE FOR COMMENTS:	DATE
	There are no responses.	

Q37 The Board regularly monitors progress on the strategic, multi-year goals through scheduled reports by the Chancellor on the accomplishment of activities on the Chancellor's implementation action plan.

Answered: 7 Skipped: 0



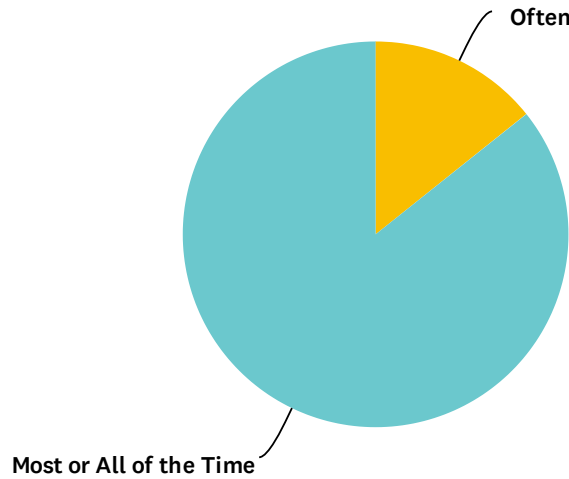
ANSWER CHOICES	RESPONSES	
Never (1)	0.00%	0
Seldom (2)	0.00%	0
Often (3)	14.29%	1
Most or All of the Time (4)	85.71%	6
TOTAL		7

BASIC STATISTICS				
Minimum	Maximum	Median	Mean	Standard Deviation
3.00	4.00	4.00	3.86	0.35

#	SPACE FOR COMMENTS:	DATE
1	We need more robust conversation about this; we get update however we really dont talk about it.	6/26/2023 11:57 AM

Q38 The Board annually reviews the progress to date on the strategic, multi-year goals and reviews with the Chancellor the Chancellor's implementation action plan for the upcoming academic year.

Answered: 7 Skipped: 0



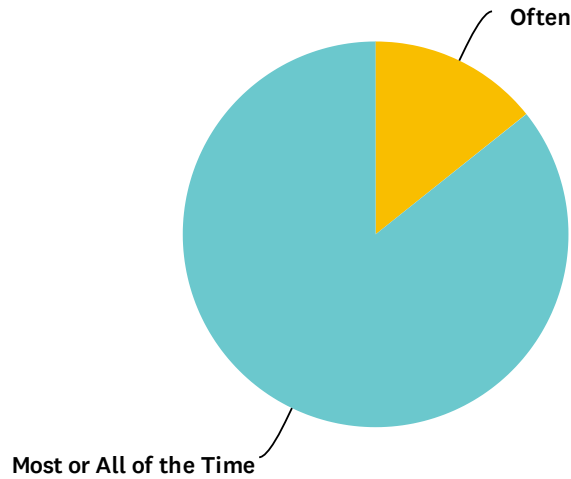
ANSWER CHOICES	RESPONSES	
Never (1)	0.00%	0
Seldom (2)	0.00%	0
Often (3)	14.29%	1
Most or All of the Time (4)	85.71%	6
TOTAL		7

BASIC STATISTICS				
Minimum	Maximum	Median	Mean	Standard Deviation
3.00	4.00	4.00	3.86	0.35

#	SPACE FOR COMMENTS:	DATE
1	We need more robust conversation about this; we get update however we really dont talk about it.	6/26/2023 11:57 AM

Q39 The Board provides, through policy, a clear set of expectations of performance and personal qualities against which the Chancellor will be measured.

Answered: 7 Skipped: 0




ANSWER CHOICES	RESPONSES	
Never (1)	0.00%	0
Seldom (2)	0.00%	0
Often (3)	14.29%	1
Most or All of the Time (4)	85.71%	6
TOTAL		7

BASIC STATISTICS				
Minimum	Maximum	Median	Mean	Standard Deviation
3.00	4.00	4.00	3.86	0.35

#	SPACE FOR COMMENTS:	DATE
1	We need more robust conversation about this; we get update however we really dont talk about it.	6/26/2023 11:57 AM

Q40 The Board formally evaluates the Chancellor annually and uses "Reasonable Progress" on the strategic goals as a key indicator of success.

Answered: 7 Skipped: 0



ANSWER CHOICES	RESPONSES	
Never (1)	0.00%	0
Seldom (2)	0.00%	0
Often (3)	0.00%	0
Most or All of the Time (4)	100.00%	7
TOTAL		7

BASIC STATISTICS				
Minimum	Maximum	Median	Mean	Standard Deviation
4.00	4.00	4.00	4.00	0.00

#	SPACE FOR COMMENTS:	DATE
1	Not sure what is meant by "reasonable progress," but annual evaluations are held.	6/26/2023 9:17 AM