



San Bernardino Community College District
Board Meeting
September 12, 2024
4:00 pm-6:00 pm Pacific Time

Due to a state of emergency declared by Governor Gavin Newsom on September 7, 2024, the September 12, 2024 meeting will be held via Zoom in accordance with Government Code section 54953(e).

Meeting Location:

Via Zoom: <https://sbccd-edu.zoom.us/j/82009943912>

Dial in (669)444-9171 Meeting ID 820 0994 3912

Livestream

<https://www.youtube.com/@sanbernardinocommunitycoll42/streams>

Public records relating to an open session agenda item that is distributed within 72 hours prior to the meeting is available for public inspection in the Office of the Chancellor at SBCCD, 550 E. Hospitality Ln., Suite 200, San Bernardino, CA, during regular business hours or on the District's website www.sbccd.edu.

Anyone who wishes to address the Board of Trustees on an agenda or non-agenda item may do so pursuant to Board Policy 2350 Speakers. Public comment will be conducted in real-time by accessing the meeting via Zoom.

To address the Board please log onto Zoom 15 minutes prior to the commencement of the meeting. The audience will be asked if anyone has any public comments. At that time, you can state that you would like to make a public comment. When it is your turn to speak, your microphone will be unmuted. Members of the public may also submit written comments to be read by emailing HFORD@SBCCD.EDU. Public comments will be read by staff at the time designated on the agenda for public comments.

Comments must be limited to three (3) minutes per speaker or 20 minutes on the same, or a substantially similar subject unless the Board votes to extend the time limit.

In the event of a disruption that prevents the Board from broadcasting the meeting to members of the public using the call-in option or internet-based service option, or in the event of a disruption within the Board's control that prevents members of the public from offering public comments using the call-in option or internet-based service option, the Board shall take no further action on items appearing on the meeting agenda until public access to the meeting via the call-in option or internet-based service option is restored.

If you have questions about access or require an accommodation in order to participate in the public meeting, please contact the Chancellor's Office at (909) 388-6903 as far in advance of the Board meeting as possible.

AGENDA

Meeting of the Board of Trustees

September 12, 2024

4:00 p.m. (Public Meeting); 5:30 p.m. (Closed Session)

LOCATION: Zoom Conference:

<https://sbccd-edu.zoom.us/j/82009943912>

Dial in (669)444-9171 Meeting ID 820 0994 3912

- I. CALL TO ORDER – PLEDGE OF ALLEGIANCE**
- II. APPROVAL OF RESOLUTION #2024-09-12-BOT-01 TO HOLD VIRTUAL MEETING DURING STATE OF EMERGENCY PURSUANT TO GOVERNMENT CODE 54953**
- III. PUBLIC COMMENTS ON AGENDA AND NON-AGENDA ITEMS**
- IV. CLARIFICATION**
- V. APPROVAL OF MINUTES**
 - A. 08-08-2024 Board Business Meeting
 - B. 08-22-2024 Board Strategy Session
- VI. RECOGNITION/CELEBRATIONS**
 - A. Recognize Applause Cards Recipients For Extending Extra Effort to Provide Quality Service and Valued Assistance
- VII. ACTION AGENDA**
 - A. CHC ACCJC Mid-Term Report
 - B. SBVC ACCJC Mid-Term Report
 - C. College and Career Access Pathways Partnership Agreement with River Springs Charter School
 - D. Conduct a Public Hearing and Acknowledge Initial Proposals to Reopen Negotiations between the SBCCDTA and SBCCD
 - E. Conduct a Public Hearing on the 2024-25 Final Budget
 - F. Adopt the 2024-25 Final Budget
 - G. Revised Diaper and Wipe Policy in the SBVC Child Development Center
- VIII. CONSENT AGENDA**

The Consent Agenda is expected to be routine and noncontroversial. It will be acted upon by the Board at one time without discussion. Any member of the Board, staff member or citizen may request that an item be removed from this section for discussion.

 - A. Human Resources**
 - 1. Adjunct and Substitute Academic Employees
 - 2. Appointment of District Employees

3. Appointment of Temporary Academic Employees
4. Confidential Job Descriptions, Personnel Effects, and Revised Confidential Salary Schedule
5. Employee Promotions
6. Equal Employment Opportunity Fund Annual Certification 2023-2024
7. Grant Sabbatical Leaves for the 2025-2026 Academic Year
8. Management Job Descriptions and Revised Management Salary Schedule
9. Management Tuition Reimbursement
10. Non-Instructional Pay
11. Payment of Stipends

B. Business & Fiscal Services

1. Alcoholic Beverages
2. Conference Requests
3. Contracts at or Above \$114,500
4. Individual Memberships

C. Facilities

1. Award Bid #CC01-3610-32 and Contract for SBVC Irrigation Controller Upgrades Project
2. Master Services Agreements Task Orders for Bond Construction

IX. REPORTS

A. Board Committee & Activity Reports

1. Board Finance Committee (BFC)
2. Board Legislative Committee (BLC)
3. Board Policy & Procedures Advisory Committee (BPPAC)

Regional & State Reports

1. Board of Governors (BOG)
2. Joint Powers Authority (JPA)

B. Chancellor's Report

1. Strategic Plan Update: Goal 1

C. Represented Groups (3 minutes per group)

1. Crafton Hills College Academic Senate
2. Crafton Hills College Classified Senate
3. Crafton Hills College Associated Students
4. San Bernardino Valley College Academic Senate

5. San Bernardino Valley College Classified Senate
 6. San Bernardino Valley College Associated Students
 7. CSEA
 8. CTA
 9. Police Officers Association
- D. Staff Reports (3 minutes per person)
1. San Bernardino Valley College President
 2. Crafton Hills College President
 3. Executive Vice Chancellor
 4. Vice Chancellor of Human Resources & Police Services
 5. Vice Chancellor of Educational & Student Support Services

X. INFORMATION ITEMS

- A. Board Master Action Planning Calendar
- B. Budget Revenue & Expenditure Summary
- C. Construction Change Orders and Amendments - Bond Program
- D. Contracts Below \$114,500
- E. District Grant Update
- F. General Fund Cash Flow Analysis
- G. Lexipol Policy and Procedure - 1010 Personnel Complaints
- H. MOUs between SBCCD and the CSEA
 - I. Professional Expert Short-Term and Substitute Employees
- J. Purchase Order Report
- K. Quarterly Investment & Deposit Report
- L. Resignations
- M. Volunteers

XI. ANNOUNCEMENT OF CLOSED SESSION ITEMS

- A. Conference with Labor Negotiators
 Government Code 54957.6
 Agency Representatives: Diana Rodriguez and Kristina Hannon
 Non-Represented Groups: CSEA, CTA, POA,
 Management/Supervisors, and Confidential Employees
- B. Public Employee Discipline/Dismissal/Release/Non Re-Employment
 Government Code 54957
 Number of cases: 1

- C. Conference with Legal Counsel – Anticipated Litigation
Significant Exposure to Litigation Pursuant to Subdivision (d)(2) and
(e) of Government Code Section 54956.9
Number of cases: 1
- D. Conference with Legal Counsel – Existing Litigation
Government Code 54956.9(e)(3) or (d)(1)
Number of cases: 1
- E. Public Employee Performance Evaluation
Government Code Section 54957(b)(1)
Title: Chancellor

XII. PUBLIC COMMENTS ON CLOSED SESSION ITEMS

XIII. CONVENE CLOSED SESSION

XIV. RECONVENE PUBLIC MEETING

XV. REPORT OF ACTION IN CLOSED SESSION

XVI. ADJOURN

The next meeting of the Board: Board Strategy Session
September 26, 2024, at 4:00 p.m.
SBCCD, Boardroom, 550 E. Hospitality Ln., Ste 200, San Bernardino,
CA 92408

Supplemental Handouts (not part of the agenda)

- CHC Report to the Board
- EDCT Report to the Board
- KVCR Report to the Board
- SBVC Report to the Board

SAN BERNARDINO COMMUNITY COLLEGE DISTRICT

TO: Board of Trustees

FROM: Dr. Diana Z. Rodriguez, Chancellor

REVIEWED BY: Jose F. Torres, Executive Vice Chancellor

PREPARED BY: Heather M. Ford, Senior Executive Administrative Assistant

DATE: September 12, 2024

SUBJECT: Approval to Adopt Resolution #2024-09-12-BOT01 to Hold Virtual Meeting During State of Emergency Pursuant to Government Code 54953.

RECOMMENDATION

It is recommended that the Board of Trustees adopt resolution #2024-09-12-BOT-01 to Hold Virtual Meeting During State of Emergency Pursuant to Government Code 54953 authorizing the District to hold meetings via teleconference based on the active state of emergency due to the San Bernardino County Line Fire.

OVERVIEW

On September 7, 2024, pursuant to the California Emergency Services Act and Government Code section 8625, Governor Gavin Newsom declared a statewide emergency in San Bernardino County arising from the Line Fire. the declared state of emergency remains active, and meeting in person would present imminent risks to the health or safety of attendees.

ANALYSIS

The September 7, 2024, Proclamation of a State of Emergency states, under the provisions of Government Code section 8558(b), finds that conditions of extreme peril to the safety of persons and property exist due to the Line Fire in San Bernardino County. Declaring emergency conditions exist at SBCCD and authorizing any and all actions to hold Board of Trustees meetings virtually allows the district to conduct regular business during the State of Emergency.

SBCCD GOALS

1. Eliminate Barriers to Student Access and Success
2. Be a Diverse, Equitable, Inclusive, and Anti-Racist Institution
3. Be a Leader and Partner in Addressing Regional Issues
4. Ensure Fiscal Accountability/Sustainability

FINANCIAL IMPLICATIONS

None.



**BEFORE THE BOARD OF TRUSTEES OF THE
SAN BERNARDINO COMMUNITY COLLEGE DISTRICT**

**RESOLUTION #2024-09-12-BOT-01 TO HOLD VIRTUAL MEETING DURING STATE
OF EMERGENCY PURSUANT TO GOVERNMENT CODE 54953**

WHEREAS, on September 7, 2024, pursuant to the California Emergency Services Act and Government Code section 8625, Governor Gavin Newsom declared a statewide emergency in San Bernardino County arising from the Line Fire. A copy of the Proclamation of State of Emergency is attached to this Resolution;

WHEREAS, the aforementioned declaration of emergency has not been rescinded, and, thus, remains in effect.

WHEREAS, on September 16, 2021, Governor Newsom signed AB 361 (Rivas) as urgency legislation effective immediately, which provides that legislative bodies may meet remotely during a declared State of Emergency subject to certain conditions;

WHEREAS, AB 361 amends the Brown Act (Government Code section 54953) to add the following provision:

(e)(1) A local agency may use teleconferencing without complying with the requirements of paragraph (3) of subdivision (b) if the legislative body complies with the requirements of paragraph (2) of this subdivision in any of the following circumstances:

(A) The legislative body holds a meeting during a proclaimed state of emergency for the purpose of determining, by majority vote, whether as a result of the emergency, meeting in person would present imminent risks to the health or safety of attendees.

[-OR-]

(B) The legislative body holds a meeting during a proclaimed state of emergency and has determined, by majority vote, that, as a result of the emergency, meeting in person would present imminent risks to the health or safety of attendees;

WHEREAS, AB 361 further amends the Brown Act (Government Code section 54953) to add the following provision:

(e)(3) If a state of emergency remains active, in order to continue to teleconference without compliance with paragraph (3) of subdivision (b), the legislative body shall, not later than 45 days after teleconferencing for the first time pursuant to subparagraph (A) or (B) of paragraph (1), and every 45 days thereafter, make the following findings by majority vote:

(A) The legislative body has reconsidered the circumstances of the state of emergency.

[-AND-]

(B) The state of emergency continues to directly impact the ability of the members to meet safely in person.

WHEREAS, The September 7, 2024, Proclamation of a State of Emergency states, under the provisions of Government Code section 8558(b), I find that conditions of extreme peril to the safety of persons and property exist due to the Line Fire in San Bernardino County; and

...under the provisions of Government Code section 8558(b), I find that the conditions caused by the Line Fire, by reason of their magnitude, are beyond the control of the services, personnel, equipment, and facilities of any single local government and require the combined forces of a mutual aid region or regions to appropriately respond; and¹;

THEREFORE, BE IT RESOLVED that the Board of Trustees of the San Bernardino Community College District hereby makes the following findings:

(1) The Board has considered the circumstances of the Governor's September 7, 2024, proclamation of a state of emergency due to the San Bernardino Line Fire, and the Board finds that the declared state of emergency remains active, and meeting in person would present imminent risks to the health or safety of attendees.

BE IT FURTHER RESOLVED, that based on the findings herein, the Board shall hold meetings via teleconference as permitted by Government Code section 54953(e) for up to the next forty-five (45) days from the date of this Resolution;

BE IT FURTHER RESOLVED, that any meetings held via teleconference pursuant to this Resolution shall comply with all requirements of Government Code section 54953(e)(2), including, but not limited to, Government Code section 54953(e)(2)(A)-(D), which provides:

(2) A legislative body that holds a meeting pursuant to this subdivision shall do all of the following:

(A) In each instance in which notice of the time of the teleconferenced meeting is otherwise given or the agenda for the meeting is otherwise posted, the legislative body shall also give notice of the means by which members of the public may access the meeting and offer public comment. The agenda shall identify and include an opportunity for all persons to attend via a call-in option or an internet-based service option.

(B) In the event of a disruption that prevents the legislative body from broadcasting the meeting to members of the public using the call-in option or internet-based service option, or in the event of a disruption within the local agency's control that prevents members of the public from offering public comments using the call-in option or internet-based service option, the legislative body shall take no further action on items appearing on the meeting agenda until public access to the meeting via the call-in option or internet-based service option is restored. Actions taken on agenda items during a disruption that prevents the legislative body from broadcasting the meeting may be challenged pursuant to Section 54960.1.

(C) The legislative body shall not require public comments to be submitted in advance of the meeting and must provide an opportunity for the public to address the legislative body and offer comment in real time.

¹ https://www.gov.ca.gov/wp-content/uploads/2024/09/2024.09.07.SOE-Line-Fire.FINAL_.pdf

(D) Notwithstanding Section 54953.3, an individual desiring to provide public comment through the use of an internet website, or other online platform, not under the control of the local legislative body, that requires registration to log in to a teleconference may be required to register as required by the third-party internet website or online platform to participate.

BE IT FURTHER RESOLVED, that not more than forty-five (45) days from the date of this Resolution, the Board shall again reconsider the circumstances of the state of emergency declared by the Governor on September 7, 2024, in order to determine whether such circumstances warrant the Board continuing to hold teleconference meetings as permitted by Government Code section 54953(e).

PASSED AND ADOPTED by the following vote of the Board of Trustees of the San Bernardino Community College District, County of San Bernardino, State of California on September 12, 2024.

AYES:

NOES:

ABSTAIN:

ABSENT:

Stephanie Houston, Board Chair
San Bernardino Community College District
Board of Trustees

I hereby certify that the foregoing is a full, true, and correct transcript of a resolution duly adopted by the Governing Board named therein at a duly constituted meeting of said Governing Board held on September 12, 2024, as it appears upon the minutes of the said meeting on September 12, 2024.

Joseph Williams, Clerk
San Bernardino Community College District
Board of Trustees

EXECUTIVE DEPARTMENT STATE OF CALIFORNIA

PROCLAMATION OF A STATE OF EMERGENCY

WHEREAS on September 5, 2024, the Line Fire began burning in San Bernardino County and has since burned over 7,000 acres; and

WHEREAS the Line Fire has prompted evacuation orders and road closures, and continues to threaten structures, homes, critical infrastructure, endangered species, watersheds, and cultural and heritage resources; and

WHEREAS continued high temperatures throughout the day and night, dry conditions, and strong winds have increased the intensity and spread of the Line Fire, causing imminent threat to life, with an Excessive Heat Warning in effect in San Bernardino County; and

WHEREAS in response to a request from the Office of Emergency Services, the Federal Emergency Management Agency approved a Fire Management Assistance Grant to assist with the mitigation, management, and control of the Line Fire; and

WHEREAS under the provisions of Government Code section 8558(b), I find that conditions of extreme peril to the safety of persons and property exist due to the Line Fire in San Bernardino County; and

WHEREAS under the provisions of Government Code section 8558(b), I find that the conditions caused by the Line Fire, by reason of their magnitude, are beyond the control of the services, personnel, equipment, and facilities of any single local government and require the combined forces of a mutual aid region or regions to appropriately respond; and

WHEREAS under the provisions of Government Code section 8625(c), I find that local authorities are inadequate to cope with the magnitude of the damage caused by the Line Fire; and

WHEREAS under the provisions of Government Code section 8571, I find that strict compliance with various statutes and regulations specified in this Proclamation would prevent, hinder, or delay the mitigation of the effects of the Line Fire.

NOW, THEREFORE, I, GAVIN NEWSOM, Governor of the State of California, in accordance with the authority vested in me by the State Constitution and statutes, including the California Emergency Services Act, and in particular, Government Code section 8625, **HEREBY PROCLAIM A STATE OF EMERGENCY** to exist in San Bernardino County due to the Line Fire.

IT IS HEREBY ORDERED THAT:

1. All agencies of the state government utilize and employ state personnel, equipment, and facilities for the performance of any and all activities consistent with the direction of the Office of Emergency Services and the State Emergency Plan. Also, all residents are to obey

the direction of emergency officials with regard to this emergency in order to protect their safety.

2. The Office of Emergency Services shall provide assistance to local governments, if appropriate, under the authority of the California Disaster Assistance Act, Government Code section 8680 et seq., and California Code of Regulations, Title 19, section 2900 et seq.
3. As necessary to assist local governments and for the protection of public health and the environment, state agencies shall enter into contracts to arrange for the procurement of materials, goods, and services necessary to quickly assist with the response to and recovery from the impacts of the Line Fire. Applicable provisions of the Government Code and the Public Contract Code, including but not limited to travel, advertising, and competitive bidding requirements, are suspended to the extent necessary to address the effects of the Line Fire.
4. The California National Guard may be mobilized under Military and Veterans Code section 146 to support disaster response and relief efforts, as directed by the Office of Emergency Services, and to coordinate with all relevant state agencies and state and local emergency responders and law enforcement within the impacted areas. Sections 147 and 188 of the Military and Veterans Code are applicable during the period of participation in this mission, exempting the California Military Department from applicable procurement rules for specified emergency purchases, and those rules are hereby suspended.
5. The provisions of Unemployment Insurance Code section 1253 imposing a one-week waiting period for unemployment insurance applicants are suspended as to all applicants who are unemployed as a direct result of the Line Fire in San Bernardino County and apply for unemployment insurance benefits during the time period beginning September 5, 2024, and ending on the close of business on March 5, 2025, in San Bernardino County and who are otherwise eligible for unemployment insurance benefits.
6. In order to ensure hospitals, clinics, and other health facilities remain open, the Director of the California Department of Public Health (CDPH) may waive any of the licensing requirements of Chapters 1, 2, 8, and 8.5 of Division 2 of the Health and Safety Code and accompanying regulations with respect to any hospital, clinic, other health facility, home health agency, or hospice agency identified in Health and Safety Code sections 1200, 1250, 1727, or 1746 that is impacted by the Line Fire. Any waiver shall include alternative measures that, under the circumstances, will allow the facilities to remain open while protecting public health and safety. Any health facilities or agencies being granted a waiver shall be established and operated in accordance with their disaster and mass casualty plan or emergency preparedness plan. Any waivers granted pursuant to this paragraph shall be posted on the CDPH website and shall be in effect only so long as necessary to address the direct impacts of the Line Fire in San Bernardino County.

7. In order to directly respond to the needs of impacted adult and senior care facilities, child care facilities, children's residential facilities, resource family homes, home care organizations, and other similar care facilities and care providers within the California Department of Social Services' (CDSS) jurisdiction, the Director of CDSS may waive any provisions of the Family Code, Health and Safety Code, or Welfare and Institutions Code, and accompanying regulations or written directives, with respect to the use, licensing, certification, registration or approval of care providers, facilities or homes within CDSS jurisdiction set forth in the California Community Care Facilities Act (Health and Safety Code section 1500 et seq.), Child Care Provider Registration (Health and Safety Code section 1596.60 et seq.), the California Child Day Care Facilities Act (Health and Safety Code section 1596.70 et seq.), Residential Care Facilities for Persons With Chronic Life-Threatening Illness (Health and Safety Code section 1568.01 et seq.), the California Residential Care Facilities for the Elderly Act (Health and Safety Code section 1569 et seq.), Medical Foster Homes for Veterans (Health and Safety Code section 1568.21 et seq.), Continuing Care Contracts (Health and Safety Code section 1770 et seq.), the Home Care Services Consumer Protection Act (Health and Safety Code section 1796.10 et seq.), and the Resource Family Approval Program (Welfare and Institutions Code section 16519.5 et seq.). Any waivers granted pursuant to this paragraph shall be posted on the CDSS website and shall be in effect only so long as necessary to address the direct impacts of the Line Fire in San Bernardino County.

8. In order to directly respond to the needs of behavioral health programs and facilities impacted by the Line Fire, including alcohol and other drug programs, adult alcoholism or drug abuse recovery or treatment facilities, driving-under-the-influence programs, narcotic treatment programs, psychiatric health facilities, mental health rehabilitation centers, social rehabilitation programs, skilled nursing facilities with special treatment programs, Lanterman-Petris-Short designated facilities, community treatment facilities, short term residential therapeutic programs, and children's crisis residential programs, the Director of the Department of Health Care Services (DHCS) may waive any licensing, certification, or approval requirements for such programs under its jurisdiction set forth in Welfare and Institutions Code, Divisions 4, 5 and 9 and in Health and Safety Code, Divisions 2 and 10.5, and accompanying regulations, written standards, or information notices. Any waivers granted pursuant to this paragraph shall be posted on the DHCS website and shall only be in effect so long as necessary to address the direct impacts of the Line Fire in San Bernardino County.

9. Health and Safety Code sections 103525.5 and 103625, and Penal Code section 14251, requiring the imposition of fees, are suspended with regard to any request for copies of certificates of birth, death, marriage, and dissolution of marriage records, by any individual who loses such records as a result of the Line Fire in San Bernardino County. Such copies shall be provided without charge.

I FURTHER DIRECT that as soon as hereafter possible, this Proclamation be filed in the Office of the Secretary of State and that widespread publicity and notice be given of this Proclamation.

This Proclamation is not intended to, and does not, create any rights or benefits, substantive or procedural, enforceable at law or in equity, against the

State of California, its agencies, departments, entities, officers, employees, or any other person.

IN WITNESS WHEREOF I have hereunto set my hand and caused the Great Seal of the State of California to be affixed this 7th day of September 2024.



GAVIN NEWSOM
Governor of California

ATTEST:

SHIRLEY N. WEBER, PH. D
Secretary of State



BOARD OF TRUSTEES
Meeting Minutes – August 8, 2024

Location: San Bernardino Community College District Boardroom, 550 E. Hospitality Ln., Ste 200, San Bernardino, CA 92408
 Livestream: <https://www.youtube.com/@sanbernardinocommunitycoll42/streams>
 Meeting materials: www.sbccd.edu/govenda

MEMBERS PRESENT	ADMINISTRATORS PRESENT
Dr. Stephanie Houston, Chair Dr. Nathan Gonzales, Vice Chair Joseph Williams, Clerk Dr. Cherina Betters, Trustee John Longville, Trustee (arrived at 4:31 p.m.) Frank Reyes, Trustee Hadi Natour, CHC Student Trustee (advisory) Nelva Ruiz-Martinez, SBVC Student Trustee (advisory)	Dr. Diana Z. Rodriguez, Chancellor Jose Torres, Executive Vice Chancellor Dr. Kevin Horan, CHC President Dr. Gilbert Contreras, SBVC President Kristina Hannon, VC Human Resources & Police Services Dr. Nohemy Ornelas, VC Educational & Student Support Services Angel Rodriguez, Associate Vice Chancellor Government Relations & Strategic Communications
MEMBERS ABSENT	ADMINISTRATORS ABSENT

I. CALL TO ORDER – PLEDGE OF ALLEGIANCE

Chair Houston called the meeting to order at 4:00 p.m.
 Trustee Gonzales led the pledge of allegiance.

II. PUBLIC COMMENTS ON AGENDA AND NON-AGENDA ITEMS

None

III. CLARIFICATION

None

IV. PRESENTATIONS

- A.** SBCCD Police Officer Pinning Ceremony:
 - 1.** Officer Richard Diaz, pinned by Acting Chief Blake Bonnet
 - 2.** Officer Sarah Gonzales, pinned by Amelia Gonzales, mother
 - 3.** Officer Kay Kuroda, pinned by Yoshiko Kuroda, mother
 - 4.** Officer Donovan Shaw, pinned by Mike Shaw, father

V. APPROVAL OF MINUTES

- A.** 07/11/2024
- B.** 07/17/2024 Special Meeting of the Board

Motion: to approve the 07/11/204 and 07/17/2024 Special Meeting of the Board minutes

Moved by: Trustee Gonzales. Seconded by Trustee Williams.

Electronic vote:

AYES:	Natour (advisory), Ruiz Martinez (advisory), Betters, Gonzales, Reyes, Williams, Houston
NOES:	none
ABSTAIN:	none
ABSENT:	Longville

Motion passed

VI. RECOGNITION/CELEBRATIONS

A. Applause Cards

The Board recognized applause recipients for extending extra effort to provide quality service and valued assistance.

VII. CONSENT AGENDA

A. Human Resources

- 1. Adjunct and Substitute Academic Employees
- 2. Appointment of District Employees
- 3. Appointment of Interim Managers
- 4. Appointment of Temporary Academic Employees
- 5. Classification Advancement for Academic Employees
- 6. Classified Job Description and Revision to Classified Salary Schedule
- 7. Consideration of Approval of Sabbatical Leaves for the 2024-2025 Academic Year
- 8. Employee Promotions
- 9. Management Job Description and Revision to Management
- 10. Salary Schedule
- 11. Management Tuition Reimbursement
- 12. Non-Instructional Pay

B. Business & Fiscal Services

- 1. Individual Memberships
- 2. Conference Requests
- 3. Individual Memberships
- 4. Resolution #2024-08-08FS01 Approving Transfers from the Reserve for Contingencies to Various Expenditure
- 5. Surplus Property and Authorization for Private Sale or Disposal

C. Facilities

- 1. Award Bid #RFQ-P #CC03-3640.18 and Contract to Corovan Moving & Storage of Corona, CA
- 2. Master Services Agreements and Task Orders for Bond Construction
- 3. Ratification of Agreement for Acquisition of Real Property Identified as Lopez
- 4. Ratification of Agreement for Acquisition of Real Property Identified as Rendon

Motion: to approve the Consent Agenda as presented.

Moved by: Trustee Gonzales. Seconded by Trustee Reyes.

Electronic vote:	AYES:	Natour (advisory), Ruiz Martinez (advisory), Betters, Gonzales, Reyes, Williams, Houston
	NOES:	none
	ABSTAIN:	none
	ABSENT:	Longville

Motion passed

VIII. REPORTS

Brief reports were provided orally. All written reports are uploaded and can be referenced at www.sbccd.edu/Govenda

- A. Board Committee & Activity Reports
 - 1. Board Finance Committee (BFC) – Trustee Gonzales provided a brief report.
 - 2. Board Legislative Committee (BLC) – Trustee Reyes provided a brief report.
 - 3. Board Policy & Procedures Ad-Hoc Committee (BPPAC) – No report.
- B. Regional and State Reports
 - 1. Board of Governors (BOG) – Trustee Williams provided a brief report.
 - 2. Joint Powers Authority – No report.
- C. Chancellor's Report – Chancellor Rodriguez provided a brief report.
- D. Represented Groups
 - 1. Crafton Hills College Academic Senate. No report.
 - 2. Crafton Hills College Classified Senate – No report.
 - 3. Crafton Hills College Associated Students – No report.
 - 4. San Bernardino Valley College Academic Senate – Andrea Hecht provided a brief report.
 - 5. San Bernardino Valley College Classified Senate – No report.
 - 6. San Bernardino Valley College Associated Students – No report.
 - 7. CSEA – No report.
 - 8. CTA – Jeff Demsky provided a brief report.
 - 9. Police Officers Association – Officer James Quigley provided a brief report.
- E. Staff Reports
 - 1. San Bernardino Valley College President – President Contreras provided a brief report.
 - 2. Crafton Hills College President – President Horan provided a brief report.
 - 3. Executive Vice Chancellor – No report.
 - 4. Vice Chancellor of Human Resources & Police Services – No report.
 - 5. Vice Chancellor of Educational & Student Support Services – No report.

IX. INFORMATION ITEMS

- 1. 2024-2025 Update: Strategic Plan and Objectives
- 2. Board Master Action Planning Calendar
- 3. Budget Revenue & Expenditure Summary
- 4. CCFS-320 Apportionment Attendance Report for FY 2024 Period 3
- 5. Construction Change Orders and Amendments - Bond Program
- 6. Contracts Below \$114,500
- 7. District Grant Update
- 8. General Fund Cash Flow Analysis
- 9. MOUs between SBCCD and the CSEA
- 10. Professional Expert Short-Term and Substitute Employees
- 11. Purchase Order Report
- 12. Resignations
- 13. Volunteers

X. ANNOUNCEMENT OF CLOSED SESSION ITEMS

- A. Conference with Labor Negotiators
Government Code 54957.6
Agency Representatives: Diana Rodriguez and Kristina Hannon
Non-Represented Groups: CSEA, CTA, POA,
Management/Supervisors, and Confidential Employees

- B. Public Employee Discipline/Dismissal/Release/Non Re-Employment
Government Code 54957
Number of cases: 2
- C. Conference with Legal Counsel – Anticipated Litigation
Significant Exposure to Litigation Pursuant to Subdivision (d)(2) and
(e) of Government Code Section 54956.9
Number of cases: 1
- D. Conference with Legal Counsel – Existing Litigation
Government Code 54956.9(e)(3) or (d)(1)
Number of cases: 1
- E. Public Employee Performance Evaluation
Government Code Section 54957(b)(1)
Title: Chancellor

XI. PUBLIC COMMENTS ON CLOSED SESSION ITEMS

None

XII. CONVENE CLOSED SESSION

The Board convened to closed session at 4:52 p.m.

XIII. RECONVENE PUBLIC MEETING

Chair Houston reconvened the public meeting at 5:24 p.m.

XIV. REPORT OF ACTION IN CLOSED SESSION

On August 8, 2024, in closed session, the Board Unanimously, with board members 6 and 0 voting against, approved the Resignation Agreement and General Release between the District and Employee No. 26544. Pursuant to the terms of the agreement, Employee No. 26544 will resign effective July 31, 2024. Under the agreement, Employee No. 26544 releases the District from any and all legal claims.

XV. ADJOURNMENT

The next meeting of the Board: Board Strategy Session
August 22, 2024, at 4:00 p.m.
SBCCD Boardroom
550 E. Hospitality Ln., Ste 200
San Bernardino, CA 92407

The chair adjourned the meeting in memory of Anita Moore at 5:26 p.m.

The Board of Trustees approved the August 8, 2024, minutes on September 12, 2024.

Joseph R. Williams, Clerk
SBCCD Board of Trustees

Heather Ford, Senior Executive Administrative Assistant
SBCCD Office of the Chancellor



BOARD OF TRUSTEES

Meeting Minutes – August 22, 2024

Location: San Bernardino Community College District Boardroom, 550 E. Hospitality Ln., Ste 200, San Bernardino, CA 92408
 Livestream: <https://www.youtube.com/@sanbernardinocommunitycoll42/streams>
 Meeting materials: www.sbccd.edu/govenda

MEMBERS PRESENT	ADMINISTRATORS PRESENT
Dr. Stephanie Houston, Chair Dr. Nathan Gonzales, Vice Chair Joseph Williams, Clerk Dr. Cherina Betters, Trustee John Longville, Trustee Nelva Ruiz-Martinez, SBVC Student Trustee (advisory)	Dr. Diana Z. Rodriguez, Chancellor Jose Torres, Executive Vice Chancellor Dr. Kevin Horan, CHC President Dr. Gilbert Contreras, SBVC President Dr. Nohemy Ornelas, VC Educational & Student Support Services Angel Rodriguez, Associate Vice Chancellor Government Relations & Strategic Communications
MEMBERS ABSENT	ADMINISTRATORS ABSENT
Frank Reyes, Trustee Hadi Natour, CHC Student Trustee (advisory)	Kristina Hannon, VC Human Resources & Police Services

I. CALL TO ORDER – PLEDGE OF ALLEGIANCE

Chair Houston called the meeting to order at 4:01 p.m.
 Trustee Gonzales led the pledge of allegiance.

II. PUBLIC COMMENTS ON AGENDA AND NON-AGENDA ITEMS

None

III. CLARIFICATION

None

IV. PRESENTATIONS

- A. SBCCD Fiscal Year 2024-25 Final Budget
 Chancellor Rodriguez introduced the item and the presenters.

Executive Vice Chancellor Torres and Director Andrade presented.

The 2024-25 California State Budget reflects expenditures of approximately \$298 billion – down 4.2% from 2023-24. General Fund spending is reduced by more than 6% to address deficit. The budget incorporates various solutions to close the deficit, including funding delays, reductions from previous budgets, and suspension of certain tax credits.

Student Centered Funding Formula (SCFF): The State Chancellor’s Office provides this amount based on a district’s SCFF and it includes Full-Time Equivalent Students (FTES), Supplemental and Student Success metrics.

Hold Harmless (expires 2024-25): The existing minimum revenue provision (Hold Harmless) expires in 2024-25. Under this provision, districts earn at least their 2017-18 Total Compensational Revenue (TCR), adjusted by COLA each year, or the prior year’s TCR multiplied by COLA.

SCFF and the New Floor: The 2021 Budget Act extended the SCFF Hold Harmless provision through 2024-25. The 2022 Budget Act extended the revenue protections in a modified form beginning in 2025-26, with a district's 2024-25 funding representing its new "floor." Starting in 2025-26, districts will be funded at their SCFF-generated amount that year or their 2024-25 funding floor, whichever is higher. This revised hold harmless provision no longer includes adjustments to reflect cumulative COLAs over time, as is the case with the provision in effect through 2024-25.

Enrollment: currently 2023-24 FTES 14,161 (+9% increase)

CHC: 11.5% increase in FTES in fall 2024 compared to fall 2023. Which is 90 FTES above fall target.
SBVC: 13,806 headcount. 6% increase headcount. Efficiency is increasing in course offerings. A lot of growth in 19 years and under.

Anticipating State action to address its budget gaps, SBCCD has implemented nine measures to mitigate the impact of such actions. These strategies are prioritized, and latter measures will not be implemented if SBCCD is able to meet its reserve requirement and maintain a balanced budget.

1. Meet or Exceed FTES Goals

Having attained this year's FTES goal, we are confident in our ability to achieve the following enrollment goals.

FY24/25 4%

FY25/26 4%

FY26/27 4%

FY27/28 4%

FY28/29 1%

2. No Increase in Object Codes 4000's – 6000's

Due to the 1.07% COLA, prioritizing wages, step and column increases, and increased costs in employee benefits, the 2024-25 budget reflects no increases in object codes 4000-6000. Any increases in expenses due to inflation will be covered from other areas of the budget.

3. Maintain Competitive Employee Health Benefits

SBCCD will continue to offer one cost-free benefit plan to eligible employees to maintain competitive health benefits.

4. Soft Hiring Freeze

As part of the early retirement incentive plan, all vacancies will require Chancellor's Cabinet approval. Recruitment will be limited to essential positions only.

5. As Appropriate, Eliminate Low-Enrolled Classes

We will evaluate low-enrolled classes and optimize class offerings as part of our enrollment management strategies. Classes needed to meet graduation requirements will continue to be offered.

6. Reduction of Reassign Time

Reassign time will be evaluated and modified to ensure it is focused on student success and/or student enrollment.

7. Use of Commercial Property Income

Commercial property income will be used as needed to balance the budget or meet the two-month reserve requirement.

8. Use of OPEB Truste Funds

Up to \$2 million from the Other Post Employment Benefits, or OPEB, trust will be utilized as necessary to balance the budget or meet the two-month reserve requirement.

9. Reduction of Reserve Requirement

If necessary, SBCCD staff will propose Board approval of the usage of reserves to balance the budget.

Currently have a balanced budget and is projecting a balanced budget through FY 2028-29. SBCCD commercial buildings are 96% occupied. Financial aid funds are pass through funds. OPEB Trust close to \$11 million. PARS Trust expect to generated \$5.4 million and expect to spend \$5.2 million. KVCR has a balanced budget and self-sustaining. SBCCD is in a positive position and are at pre-COVID 19 enrollment numbers.

The hold harmless for 2024-25. If we exceed the hold harmless level we will get funded more based on enrollment growth.

Clarifying: #2 – no increases in Object Codes 4000's – 6000's. The is for general fund only.

Trustee Williams inquired how to fund the BookSaver. Executive Vice Chancellor clarified that the students are paying the flat per unit cost. SBCCD received it's first invoice from Follett which is approximately \$250,000. Trustee Williams commented there is an initiative heading to the BOG to mandate districts. Chancellor Rodriguez recommended strategize to leverage the BOG, State Chancellor's Office, and the CEOs to pursue the book publishing companies with cost containment. Student Trustee Ruiz Martinez commented it is too expensive for some students, and other community colleges and universities offer free PDF books. Vice Chancellor Ornelas clarified we do have Zero Textbook Cost (ZTC) courses available. The more online educational resources we have, the lower the rate will be. Chancellor Rodriguez commented that a challenge is getting faculty to use ZTC. Student Trustee Ruiz Martinez mentioned that students that have unpaid balance for registration do not have access to textbooks. President Contreras will work with Student Trustee Ruiz Martinez. President Contreras commented SBVC will be sending out communications next week about further questions with BookSaver. Trustee Williams commended the board and staff for being ahead of the curve. He asked how we can get the financial aid funds distributed to students before the class starts for students who opt out. President Contreras commented they are creating a side-by-side graphic of what it will cost to opt in and to opt out. Student Trustee Ruiz Martinez noted the early registration students did not have the option to opt in/out. She recommended providing the students with the cost of textbooks prior to enrolling. Associate VC noted students can compare the cost which is available on our website. VC Ornelas commented we are aware of the various issues and are working on improving the process.

V. ADJOURNMENT

The next meeting of the Board: Board Business Meeting
September 12, 2024, at 4:00 p.m.
SBCCD Boardroom
550 E. Hospitality Ln., Ste 200
San Bernardino, CA 92407

The chair adjourned the meeting at 4:58 p.m.

The Board of Trustees approved the August 22, 2024, minutes on September 12, 2024.

Joseph R. Williams, Clerk
SBCCD Board of Trustees

Heather M. Ford, Senior Executive Administrative Assistant
SBCCD Office of the Chancellor

SAN BERNARDINO COMMUNITY COLLEGE DISTRICT

TO: Board of Trustees

FROM: Dr. Diana Z. Rodriguez, Chancellor

REVIEWED BY: Dr. Diana Z. Rodriguez, Chancellor

PREPARED BY: Jose F. Torres, Executive Vice Chancellor
 Kristina Hannon, Vice Chancellor, Human Resources & Police Services
 Dr. Nohemy Ornelas, Vice Chancellor, Educational & Student Support Services

DATE: September 12, 2024

SUBJECT: Caring Hands Applause Cards

RECOMMENDATION

This item is for information only.

OVERVIEW

The attached individuals have received special recognition for extending extra effort in providing quality service and valued assistance.

ANALYSIS

The Caring Hands Applause Card was developed so that employees, students, visitors, and vendors have an opportunity to recognize members of the SBCCD team who provide outstanding quality and service.

SBCCD GOALS

1. Eliminate Barriers to Student Access and Success
1. Be a Diverse, Equitable, Inclusive, and Anti-Racist Institution
2. Be a Leader and Partner in Addressing Regional Issues
3. Ensure Fiscal Accountability/Sustainability

FINANCIAL IMPLICATIONS

There are no financial implications associated with this Board item.





Caring Hands Applause Cards

Presented for Information September 12, 2024

Veronica Arrowood

Crafton Hills College
Career Education & Human Development

“Veronica, thank you so much for always being so kind and helpful.”

Recognized by:
Brittany Sysawang Nair

Brandi Bailes

Crafton Hills College
Math

“Thank for your support and being there for me.”

Recognized by:
Andrea Hecht

John Grounds

Crafton Hills College
EMS

“Thank you for being such a supportive team player in the department and as chair. You have been extremely helpful as our department grows and changes. I appreciate you!”

Recognized by:
Amanda Ward

Luna Lagrima

Crafton Hills College
Admissions and Records

“Luna was the most helpful person I have met on this campus. She was in the middle of something and stopped what she was doing to immediately help me. She was so nice and funny throughout our entire conversation and answered all my questions, even the ones that didn't pertain to her department.”

Recognized by:
Anthony Romero

Luna Lagrima

Crafton Hills College
Admissions and Records

“Help with parking pass. Kind, courteous, funny, and very, very helpful. Made old guy not feel so silly with new technology.????”

Recognized by:
Jacques Wilson

Luna Lagrima

Crafton Hills College
Admissions

“Super helpful kind and helped me so quickly!”

Recognized by:
Jazmyn Garcia



Caring Hands Applause Cards

Presented for Information September 12, 2024

Meridyth McLaren

Crafton Hills College
Child Development

"I appreciate you!"

Recognized by:
Andrea Hecht

Rebecca Orta

Crafton Hills College
Counseling

"Rebecca, Thank you so much for all your help. Your expertise is greatly appreciated."

Recognized by:
Brittany Sysawang Nair

Brian Ramirez

Crafton Hills College
Custodian

"Thank you for all of the hard work that you do for Crafton Hills College. I wanted to let you know that your work is truly appreciated."

Recognized by:
Juana Sousa

Floyd Simpson

Crafton Hills College
Admissions and Records

"Floyd, Thank you so much for all your help with Admission questions and batch registration. Your time and assistance is greatly appreciated."

Recognized by:
Brittany Sysawang Nair

Christina Sweeting

Crafton Hills College
Career Education & Human Development

"Christina, Thank you so much for all your help with contracts and other processes. Your expertise is greatly appreciated."

Recognized by:
Brittany Sysawang Nair

Amanda Ward

Crafton Hills College
Career Education & Human Development

"Amanda, Thank you so much for all your help with EMT program information for our prospective students. Your time and assistance is greatly appreciated."

Recognized by:
Brittany Sysawang Nair



Caring Hands Applause Cards

Presented for Information September 12, 2024

Dan Word

Crafton Hills College
Facilities

"Thank you Dan for all your help!"

Recognized by:
Carmen Sanchez

Arvid Zollinger

Crafton Hills College
Theatre

"Thank you for all your work on the Hamlet Show"

Recognized by:
Theatre Students

Michael Aquino

District Support Operations
TESS/Administrative Applications

"Thank you for processing our latest MIS patch so quickly and efficiently. I appreciate it!"

Recognized by:
Corrina Baber/TESS

Martha Camacho-Kelly

District Support Operations
Purchasing

"I wanted to take a moment to sincerely thank you for your quick and efficient handling of the urgent PO request. Your prompt attention and support made all the difference, and I'm truly grateful for your help."

Recognized by:
Aldo Sifuentes

Virginia Diggle

District Support Operations
Business Services

"I wanted to take a moment to sincerely thank you for your quick and efficient handling of the urgent PO request. Your prompt attention and support made all the difference, and I'm truly grateful for your help."

Recognized by:
Aldo Sifuentes

Daniella Esparza

District Support Operations
Educational & Student Support Services

"Daniella went miles above and beyond to help with orientation and all the needed items to get College Corps cohort 3 up and running. She's amazing!"

Recognized by:
Dr. Ariel Davis



Caring Hands Applause Cards

Presented for Information September 12, 2024

Dan Kelly

District Support Operations
Facilities

"Thank you so much for your help"

Recognized by:
Carmen Sanchez

Courtnee Laughlin

District Support Operations
Purchasing

"I wanted to take a moment to sincerely thank you for your quick and efficient handling of the urgent PO request. Your prompt attention and support made all the difference, and I'm truly grateful for your help."

Recognized by:
Aldo Sifuentes

Jackline Martinez

District Support Operations
Human Resources

"Jackline was kind and patient through my onboarding process. Great representative in the HR department!"

Recognized by:
Evelyn R. Uribe

Juan Zavala

District Support Operations
Technology Support/TESS

"Juan was patient, friendly, and sensitive to my urgent matter and went above and beyond in getting a loaner laptop for me in only a few minutes. Many thanks Juan, you're the bestest!"

Recognized by:
Armando A. Garcia

Karolyn Berrocal

San Bernardino Valley College
Academic Success and Learning Services
Division

"Thank you so much for your help and support! I appreciate you."

Recognized by:
Bethany Tasaka

Christina Camarena

San Bernardino Valley College
Custodial

"July 24, 2024. There was an event taking place on campus and the women's restroom was a DISASTER in the Campus Center. I called Christina and she responded right away to make it presentable again. Christina never hesitates to assist when called upon with a positive attitude and a smile."

Recognized by:
Deana Kelly Silagy



Caring Hands Applause Cards

Presented for Information September 12, 2024

Loni Dennet

San Bernardino Valley College
SAS

"Very nice, good counselor."

Recognized by:
Estella Contreras

Craig Luke

San Bernardino Valley College
Counseling

"Yeah, buddy I got a great Ed plan."

Recognized by:
Denise Pinzon

Craig Luke

San Bernardino Valley College
Counseling

"Very helpful."

Recognized by:
Tania

Craig Luke

San Bernardino Valley College
Valley Bound (Counselor)

"Meeting Dr.Luke was a very enjoyable and straight-to-point meeting who only wants students to reach there highest level of potential. I'll most definitely keep contact with Dr.Luke who has a very supporting system and has great heart."

Recognized by:
Dean Gutierrez

Craig Luke

San Bernardino Valley College
Liberal Arts

"Counselor"

Recognized by:
Isaac Jimenez

Craig Luke

San Bernardino Valley College
Student Equity

"I appreciate and admire the care that Dr Luke offers us and all the advice he gives us."

Recognized by:
Francely Vazquez



Caring Hands Applause Cards

Presented for Information September 12, 2024

Craig Luke

San Bernardino Valley College
Counseling

“Super easy to talk to and nice and friendly as well as making everything easy to understand”

Recognized by:
Melanie Rivera

Craig Luke

San Bernardino Valley College
Counselor

“Very kinda and respectful, explains everything very clearly.”

Recognized by:
Melannie Ceballos

Craig Luke

San Bernardino Valley College
Counseling

“Took his time to answer my questions and explain in depth what his recommendations were. Very knowledgeable and helpful.”

Recognized by:
Isabella - student

Shannon Millen

San Bernardino Valley College
Aeronautics

“Expends her own time creating and submitting, and advocating, for programs of the Department. She is knowledgeable and personable, and tireless in promoting new endeavors for the Department. She has been instrumental in creating an FAA-approved Air Traffic Control Pathway. She is a positive asset.”

Recognized by:
Richard B. Smith, Adjunct Professor,
Aeronautics.



Caring Hands Applause Cards

Presented for Information September 12, 2024

Jamie Salyor

San Bernardino Valley College
Counseling

"For working over the weekend- I can't thank you enough"

Recognized by:
Andrea Hecht

Ann Marie Strom

San Bernardino Valley College
Arts & Humanities: Modern Languages-
ASL

"Ann Marie Strom is a strong supporter of the Modern Languages Department. This applause is to recognize her sacrifice and willingness to make changes in her schedule in support of students. This change allowed students to take a dual enrollment course that was otherwise at risk of being canceled."

Recognized by:
Davena Burns-Peters, MLD Co-Chair

Catalina Transporte

San Bernardino Valley College
Arts & Humanities Division

"Thank you for all your help and kindness! I appreciate you."

Recognized by:
Bethany Tasaka

Tatiana Vasquez

San Bernardino Valley College
Science

"For working over the weekend- I can't thank you enough"

Recognized by:
Andrea Hecht

SAN BERNARDINO COMMUNITY COLLEGE DISTRICT

TO: Board of Trustees

FROM: Dr. Diana Z. Rodriguez, Chancellor

REVIEWED BY: Dr. Kevin Horan, President, CHC

PREPARED BY: Dr. Keith Wurtz, Vice President, Instruction, CHC

DATE: September 12, 2024

SUBJECT: First Read of Crafton Hills College ACCJC Mid-Term Report
Due October 15, 2024

RECOMMENDATION

Recommend that the Board of Trustees approve the first read of Crafton Hills College ACCJC Mid-Term Report due October 15, 2024.

OVERVIEW

ACCJC, Crafton's accrediting body, requires that Crafton complete a mid-term report 3.5 years prior to the Institutional Self-Evaluation Report (ISER).

ANALYSIS

The Crafton Hills College Institutional Effectiveness, Accreditation, and Outcomes Committee (IEAOC) is the shared governance committee at Crafton charged with guiding the accreditation process for the entire College. Accordingly, the IEAOC developed a plan for completing the Crafton Hills College (CHC) ACCJC Mid-Term Report due October 15, 2024. The plan involved collecting feedback from the Academic, Classified, and Student Senates as well as attending multiple committees to collect feedback and address the report's questions. Specifically, the mid-term report was agendized for multiple shared governance committees and the report was collaboratively written by multiple faculty, staff, and administrators.

SBCCD GOALS

1. Eliminate Barriers to Student Access and Success
2. Be a Diverse, Equitable, Inclusive, and Anti-Racist Institution
3. Be a Leader and Partner in Addressing Regional Issues
4. Ensure Fiscal Accountability/Sustainability

FINANCIAL IMPLICATIONS

None.





Midterm Report

Submitted by

Crafton Hills College
11711 Sand Canyon Road
Yucaipa, CA 92399

to

Accrediting Commission for Community and Junior Colleges

October 15, 2024

Certification

To: Accrediting Commission for Community and Junior Colleges

From: Dr. Kevin Horan, President
 Crafton Hills College
 11711 Sand Canyon Road
 Yucaipa, CA 92399

This Midterm Report is submitted to the ACCJC for the purposes of 1) highlighting recent improvements or innovations and 2) providing an update on institutional performance with regard to student outcomes since the last comprehensive peer review. The Midterm Report reflects the nature and substance of this institution, as well as its best efforts to align with ACCJC Standards and policies and was developed with appropriate participation and review by the campus community.

Signatures:

Diana Rodriguez, SBCCD Chancellor	Date
Dr. Kevin Horan, Crafton Hills College President	Date
Dr. Stephanie Houston, SBCCD Board of Trustees Chair	Date
Dr. Keith Wurtz, CHC Vice President of Instruction	Date
Dr. Delmy Montenegro-Spencer, CHC VP of Student Services	Date
Michael Strong, CHC VP of Administrative Services	Date
Meridyth McClaren, CHC Academic Senate President	Date
Dr. Keith Wurtz, CHC Accreditation Liaison Officer	Date
Karen Peterson, CHC Classified Senate President	Date
Thalia Radillo, CHC Student Senate President	Date

Contents

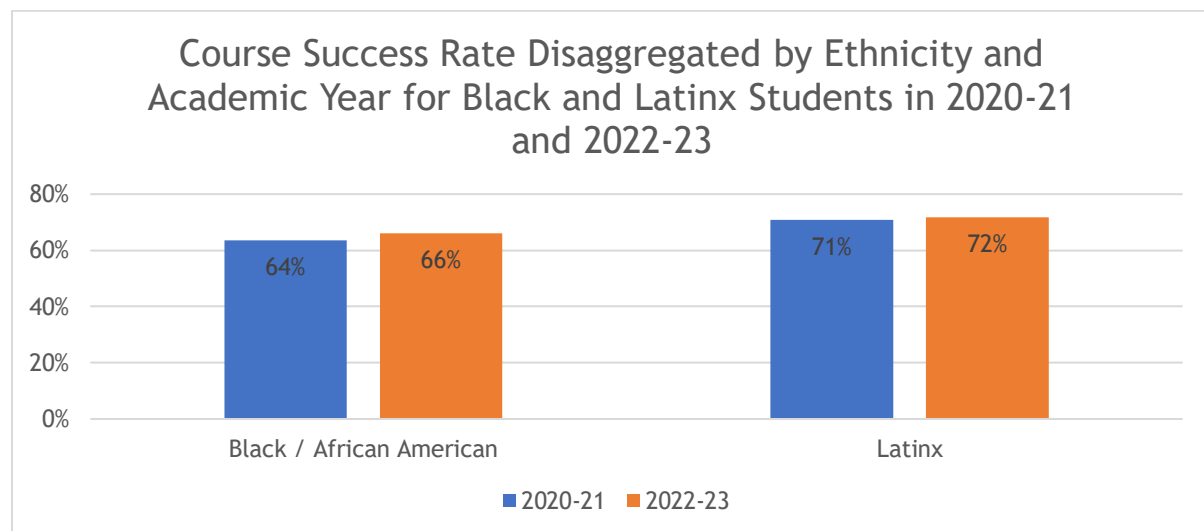
A. Reflections on Continuous Improvement Since Last Comprehensive Review	1
B. Reflections on Institution-Set Standards and Other Metrics of Student Achievement	6
C. Reflections on Assessments of Student Learning	16
D. Looking Ahead to the Next Self-Evaluation and Comprehensive Review	18
E. Evidence.....	20
A1: Major Improvements.....	20
A2: Response to Recommendations.....	20
A3: Continuous Improvement in Relation to 2024 Standards.....	21
B1: Review of Institutional Set Standards	21
B2: Analysis of Disaggregated Institutional Set Standards.....	22
B3: Actions Taken in Relation to Institutional Set Standards	22
C1: Learning Outcomes Assessment Results.....	23
C2: Disaggregated Outcomes Assessment Results	23
C3: Actions Taken in Relation to Outcomes Assessment Results	23
D: Opportunities / Changes for Upcoming Self-Evaluation	23

A. Reflections on Continuous Improvement Since Last Comprehensive Review

1. Briefly describe major improvements or innovations since the time of the last comprehensive peer review, focusing on areas where your institution is excelling or showing significant improvement with regard to equitable student outcomes, educational quality, and/or mission fulfillment.

Collaborative Commitment to Student Success and Equity: The Crafton Hills College Institutional Effectiveness, Accreditation, and Outcomes Committee (IEAOC) is the shared governance committee at Crafton charged with guiding the accreditation process for the entire College ([A1.1](#)). Accordingly, the IEAOC developed a plan for completing the Crafton Hills College (CHC) ACCJC Mid-Term Report due October 15, 2024 ([A1.2](#)). The plan involved collecting feedback from the Academic, Classified, and Student Senates as well as attending multiple committees to collect feedback and address the report's questions. Specifically, the mid-term report was agendized for multiple shared governance committees and the report was collaboratively written by multiple faculty, staff, and administrators. ([A1.3](#), [A1.4](#), [A1.5](#), [A1.6](#), [A1.7](#), [A1.8](#), [A1.9](#), [A1.10](#)).

Reducing Disproportionate Impact: Crafton faculty, staff, and administrators suggested numerous improvements and innovations to the mid-term report. ([A1.3](#), [A1.4](#), [A1.5](#), [A1.6](#), [A1.7](#), [A1.8](#), [A1.9](#), [A1.10](#)). Most of the innovations and improvements since the 2020 ISER focused specifically on the College's diversity, equity, and inclusion efforts ([A1.11](#)). As a result of these efforts, the number of disproportionately impacted groups at Crafton has decreased from four to two over the last three years. For example, in 2022-2023, Native American and Pacific Islander students no longer experience disproportionate impact in course success. Equally important, even though Black/African American and Latinx students continue to experience disproportionate impact, course success rates among those groups increased from 2020-2021 to 2022-2023. Specifically, the Black/African American course success rate increased from 64% in 2020-2021 to 66% in 2022-2023, a 2% increase. In addition, the Latinx course success rate increased from 71% in 2020-2021 to 72% in 2022-2023, a 1% increase in course success.



Faculty Training with USC Race and Equity Center: The College is deeply committed to fostering student success and equity by actively addressing disparities that disproportionately affect certain

demographic groups, with a particular focus on increasing the achievement rates of Hispanic/Latinx and Black/African American students, as well as other diverse and underrepresented populations. To partially achieve this goal, the College worked with the USC Race and Equity Center to conduct training for instructional faculty with two cohorts, 28 faculty in 2022-2023 ([A1.12](#)) and 29 faculty in 2023-2024 ([A1.13](#)). As part of the training, the faculty collaborate individually with representatives from USC to interpret their own disaggregated classroom course success and roster data to develop strategies to address any disproportionate impact. Crafton will be able to identify the initial impact of this training at the end of the Spring 2024 semester because that will be end of the first complete year after the first cohort completed the training; however, the first cohort of faculty increased the course success rate of Latinx students from 68.7% in Spring 2022 to 71.6% in Spring 2023, an increase of 2.9%, which removed disproportionate impact among their Latinx students.

Office of Instruction Comprehensive Strategy Incorporating Equity into Faculty Evaluations: Equally important, the Office of Instruction implemented a comprehensive strategy that included incorporating the USC equity-minded inquiry series syllabus review into both part-time and full-time faculty evaluations. This initiative ensures that faculty members critically assess their course materials and teaching methods through an equity lens, with a specific emphasis on identifying and addressing barriers to success for marginalized populations including Hispanic/Latinx and Black/African American students. During faculty evaluations, instructors are encouraged to analyze student equity data and make necessary adjustments to their courses to better serve disproportionately impacted groups, such as Hispanic/Latinx and Black/African American students, thereby fostering a more inclusive and supportive learning environment.

Student Services Streamlinign Project: Crafton Hills College student services is reducing disproportionate impact through its streamlining project ([A1.11](#)). The Streamlining Project (now referred to as Vision Aligned Reporting by the state chancellor's office; [A2.6](#)), involves gathering disaggregated data for most of the student service departments ([A1.11](#), see slides on streamlining), reviewing the findings with the departments, and working with the departments to identify inclusion strategies for improvement with disproportionately impacted groups.

Student Services Structured Approach to Student Engagement: One of those strategies was to create a structured approach to meet with students consistently from enrollment to graduation/transfer ([A1.14](#)). Meaningful contacts with students are being made based on milestone completion markers of 0-14 units, 15-29 units, 30-44 units, and 45-60+ units. These milestones also align with Crafton's Career and Academic Pathways (i.e. guided pathways, [A1.15](#)).

Initial Results of Efforts - Record UC Admission Rates: Crafton is beginning to see the initial results of these efforts, specifically, in the 2022-2023 and 2023-2024 , when the College achieved the highest admission rates for University of California among Region 9 (Inland Empire) colleges ([A1.16](#), [A1.17](#)). Crafton Hills College students were admitted at a rate of 77.6% in Fall 2022, which is significantly higher than the admittance rate of 62.2% observed for region nine. More impressive is that Crafton did not have a disproportionately impacted group. Crafton's Black/African American and Latinx students were admitted at the same rate or exceeded the rate of other ethnic groups. Crafton is especially proud of this accomplishment.

Equity Champion for Higher Education Award: Additionally, Crafton was named a 2023 Equity Champion for Higher Education by the Campaign for College Opportunity ([A1.18](#), see page 6). This is a designation awarded to only twenty-six other California community colleges and universities for

creating and maintaining strong pathways to earning an associate's degree for Transfer (ADT) for students of color.

Progress Surveys and Early Alert Flags: Each semester, the College uses Progress Surveys, a Starfish-based tool, to help faculty provide feedback to students throughout the term and connect students to support services ([A1.15](#), slides 9-14). As of Spring 2023, the College designated its Completion Coaches to specifically monitor and address one item stemming from the Progress Survey: Early alert flags. As a result, students are contacted much sooner in response to an early alert flag, and the College observed a greater usage of alert flags from instructional faculty. In fact, the most recent data from Spring 2024 showed that each Completion Coach was, on average, responding to fifteen early alert flags per day.

Data-Informed Decision Making: In addition, based on feedback in a campus climate survey administered prior to the 2020 Institutional Self-Evaluation ([A1.19](#), pp. 265) indicating data was not used frequently in decision-making, the College now formally includes a data review in committee agendas to better inform decisions. ([A1.20](#), [A1.21](#), [A1.22](#), [A1.23](#)). The amount of data used to inform decision-making from 2020 to 2024 in the Faculty Department Chairs Committee is summarized in the *2022-2023 Chairs Council Agenda Items with Data analysis* document ([A1.24](#)).

2. Briefly describe actions taken in response to any recommendations for improving institutional effectiveness or feedback noted in the Peer Review Team Report for the last comprehensive peer review.

Crafton Hills College received the following recommendation from the last Peer Review Team Report in 2020: To improve institutional effectiveness, the team recommends the College ensures that the Program Planning Review process is implemented consistently across all the learning support and student support service areas.

- Outcomes Assessment Collection
- Service Area Outcomes (SAO) in the Outcomes Cloud

Crafton Hills College has taken the following actions with respect to learning support and student support services to address the above recommendation:

Developed a new tool to collect SAO data: The College developed a new form and process for submitting service area outcomes (SAOs) by all learning support and student support services ([A2.1](#), [A2.2](#)). While the College ultimately plans on using the same platform (i.e., Outcome Cloud) that faculty use to submit and record student learning outcomes (SLO) data, the SAO/SLO Submission Form developed by the Division of Institutional Effectiveness, Research, and Planning (IERP) in collaboration with learning support and student support service areas offers the College a viable method by which to document SAO (and SLO) work. IERP also designed the SAO/SLO Submission Form to align with the existing program review process, allowing programs to fully integrate their SAO/SLO submissions with their program review plan submissions. In fact, the form allows programs to document their efforts in identifying and closing equity gaps for students (particularly for racially minoritized student populations) in relation to their SAO/SLO efforts. In this way, this new form and process helped to institutionalize both the consistent documentation of SAO/SLO efforts by learning support and student support services, and those programs' efforts to regularly identify and address observed equity gaps. The corresponding database used to house all submissions now contains submissions for all learning and student support services since the 2021-2022 academic year ([A2.2](#)) and programs are required to document and submit their efforts at least once per year.

Developed SAO coaches with the Division of Institutional Effectiveness, Research, and Planning

(IERP): In addition to developing a new form and process for documenting SAO/SLO efforts, the IERP division is now directly involved in supporting programs' efforts. More specifically, the IERP division dean attends all regularly scheduled meetings of the Student Services Council (a group with representation from all student support services) where the dean leads discussions centered on the reporting process for SAO/SLO information and provides support and guidance to program leads responsible for documenting SAO/SLO efforts ([A2.3](#)). Additionally, the IERP dean and other researchers regularly schedule meetings with individual program leads to support developing, measuring/assessing, interpreting findings stemming from SAO/SLO work. IERP personnel also support programs' efforts in disaggregating SAO/SLO data by demographic characteristics, and in helping programs develop viable strategies to address observed deficiencies in delivery of services and/or to address equity gaps.

Improved and revised the Planning and Program Review reporting requirements: Revisions to the College's program review process have also helped integrate and streamline ongoing SAO/SLO efforts among learning support and student support services programs, particularly with respect to program review requirements focused on (a) responding to observed patterns in SAO/SLO data, (b) disaggregation of student data by ethnicity, and (c) closing observed equity gaps ([A2.4](#)). Program review writers use SAO/SLO evidence gathered via the SAO/SLO Submission Form to address these program review requirements.

Implemented the Planning and Program Review Coaches: Since the 2020-2021 academic year, the College has implemented a program review coaching program where an experienced program review coach (i.e.: committee member) is assigned to assist program review writers scheduled to submit four or two-year program review plans. The role of coaches is multi-faceted: (a) They offer program writers with the support and resources needed for the development of a comprehensive program review plan at every step of the process, and (b) they serve as liaisons and advocates for program units during the entire review process, as documented in Crafton's Planning and Program Review (PPR) Handbook ([A2.5](#)).

Increased Diversity, Equity, and Inclusion Training for Faculty: Crafton's SAO/SLO efforts have also benefitted from the diversity, equity, and inclusion (DEI) programs at the College—particularly those efforts tied to the Streamlining Project (i.e.: Vision Aligned Reporting; [A2.6](#)). Since Fall 2020, Crafton has taken part in the Chancellor's Office Streamlining Project Pilot where Academic and Student Support programs focus on examining internal data to analyze support services for African American/Black, Hispanic/Latinx, and economically disadvantaged students. These efforts focused on examining student access of key services and resources, including our Transfer Center's Canvas shell, tutoring support services, counseling appointment attendance, receipt of food vouchers, and receipt of alternate media/assistive technology assistance (among others). The College took an intentional approach to specifically examine the representation of Hispanic/Latinx and African American/Black in these support services relative to their representation in the student population (e.g., if 4.3% of all students are African American/Black is it also the case that 4.3% of those accessing tutoring services are also African American/Black?). In this way, student support programs are actively engaged in employing disproportionate impact methods to identify equity gaps with respect to specific support activities. Equally important, Crafton's Student Services Council comprising representatives from all student support programs, has dedicated time to discussing data findings and working collaboratively to identify activities designed to eliminate observed equity gaps, many of which are documented in

this mid-term report. Also noteworthy, Streamlining Project efforts qualify as SAO work, and programs regularly document their Streamlining Project efforts as SAO work within the contexts of both the SAO/SLO Submission Form and the College's program review process.

3. How are the actions described above helping your institution deepen its practices for continuous improvement and transformation in relation to the 2024 Accreditation Standards?

Crafton Hills College has demonstrated a commitment to continuous improvement and transformation aligned with the 2024 ACCJC Accreditation Standards in relation to the actions described above in questions A1 and A2:

Establishing Meaningful Goals (Standard 1.2): Crafton set ambitious goals focused on improving student outcomes, particularly for underrepresented groups like Hispanic/Latinx and Black/African American students. The College's efforts to reduce disproportionate impact and increase course success rates reflect its commitment to meaningful improvement ([A3.1](#), [A3.2](#)).

Equally important, the College developed a new tool and process for collecting service area outcomes (SAOs) data ([A3.3](#), [A3.4](#)). This tool allows for the documentation of efforts in identifying and closing equity gaps, particularly for racially minoritized student populations. By aligning with program review processes, this form ensures that SAO efforts are integrated into the institution's overall improvement goals.

Accountability and Data Analysis (Standard 1.3): The College regularly reviews disaggregated data to evaluate progress and inform improvement plans. Initiatives such as faculty training with the USC Race and Equity Center and structured student support approaches demonstrate a data-informed approach to addressing disparities and enhancing student success ([A3.5](#) see slides 8, 10, 18, 22-23, and 27; [A3.6](#); [A3.7](#); [A3.8](#)).

Mission-Driven Resource Allocation (Standard 1.4): Crafton's mission directs resource allocation and continuous quality improvement. The implementation of equity-minded syllabus reviews in faculty evaluations and streamlining projects in student services reflect the alignment of resources with the College's mission ([A3.9](#)) and goals ([A3.10](#)). Specifically, the mission states that Crafton, "...is committed to working with students from diverse backgrounds." Additionally, Crafton Hills College Strategic Direction 2 in the Educational Master Plan specifically addresses Crafton's Diversity, Equity, and Inclusion (DEI) efforts: Engage in Practices that Prioritize and Promote Inclusivity, equity, anti-racism, and human sustainability ([A3.10](#), see page 4).

In addition, The Division of Institutional Effectiveness, Research, and Planning (IERP) is directly involved in supporting programs' efforts, attending meetings, providing guidance, and assisting in data analysis ([A3.11](#)). This ensures that the institution's mission directs resource allocation and continuous improvement through ongoing systematic planning and evaluation.

Academic Program Design and Delivery (Standards 2.1 and 2.2): The College ensures that academic programs align with its mission and industry standards while supporting equitable attainment of learning outcomes. Collaboration with faculty and stakeholders in designing programs and addressing barriers to success for marginalized populations demonstrates a commitment to academic excellence and equity. Academic support programs in the library and the tutoring centers are using the SAO/SLO Submission Form ([A3.12](#)) to report outcomes assessment data and develop improvements to achieve learning outcomes ([A3.13](#)).

Equitable Student Services (Standards 2.7 and 2.9): Crafton provides effective services and programs that support students' unique needs and maximize their potential for success ([A3.14](#), [A3.15](#), [A3.16](#)). Systematic review and assessment of programs ensure quality and drive improvements to support equitable student achievement.

Moreover, the College has revised its planning and program review requirements to integrate SAO/SLO efforts, including responding to observed patterns, disaggregating data by ethnicity, and addressing equity gaps ([A3.17](#)). This systematic review and assessment process helps ensure the quality of academic and student services programs and implement improvements for equitable student achievement.

Professional Learning Opportunities (Standards 3.2): The College offers professional learning opportunities aligned with its mission. Increased Diversity, Equity, and Inclusion training for faculty and staff development initiatives demonstrates a focus on supporting employee effectiveness in promoting equitable student success ([A3.18](#), [A3.19](#), [A3.20](#)).

Effective Decision-Making Structures (Standard 4.3): Crafton's decision-making practices support collaboration, innovation, and equitable student outcomes. The involvement of shared governance committees ([A3.21](#), [A3.22](#), [A3.23](#), [A3.24](#), [A3.25](#), [A3.26](#), [A3.27](#), [A3.28](#)), and the feedback mechanisms from various senates and committees ([A3.29](#), [A3.30](#), [A3.31](#)) reflect effective institutional decision-making practices.

Additional efforts supporting the standards include the development of program review coaches and diversity equity and inclusion training. Specifically, coaches assist program writers in developing comprehensive plans, responding to review requirements tied to SAO/SLO work, and enhancing program services based on data from the SAO/SLO Submission Form database ([A3.4](#)). At the same time, the College's DEI efforts, particularly through the Streamlining Project, contribute to analyzing and addressing equity gaps in student support services ([A3.32](#)). These efforts are integrated into the College's planning and program review processes as SAO work.

In summary, Crafton Hills College's actions encompass a comprehensive approach to continuous improvement and transformation, addressing multiple ACCJC Accreditation Standards related to goal setting, accountability, mission-driven practices, academic excellence, equitable student services, professional development, and effective decision-making.

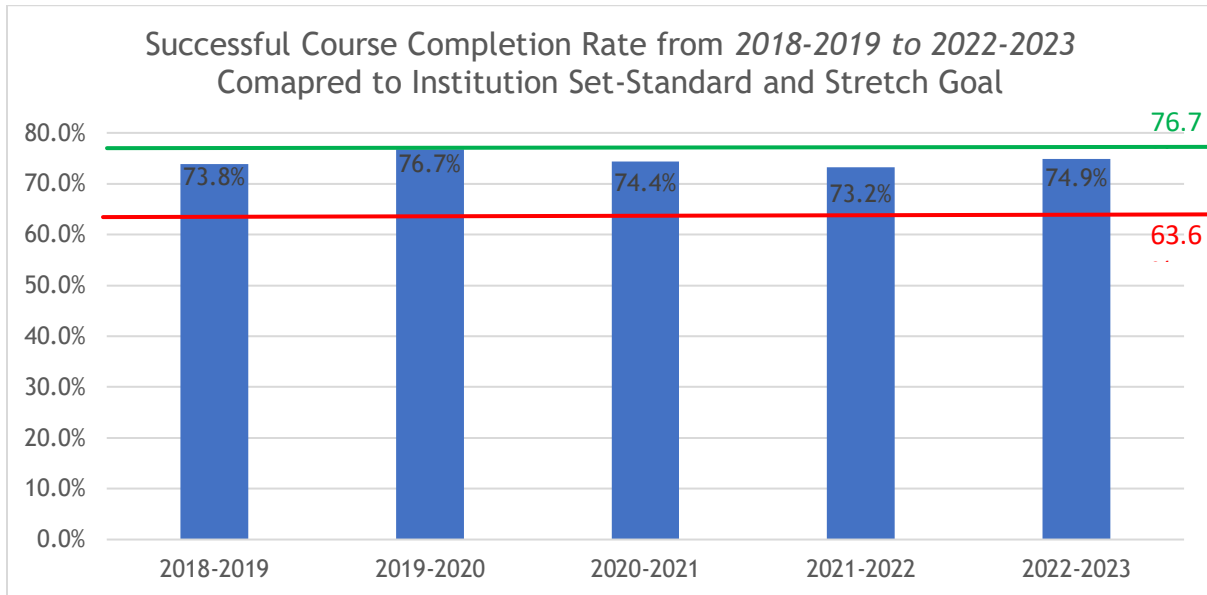
B. Reflections on Institution-Set Standards and Other Metrics of Student Achievement

1. Review the most recent ACCJC Annual Report and other meaningful metrics of student achievement. Has the institution met its floor standards? Exceeded its stretch goals? Describe any patterns or trends you see in performance against your institution-set standards and other metrics of student achievement.

The Institutional Set Standards are reviewed annually by Crafton's Educational Master Plan Committee ([B1.1](#)). Each year the College reviews the institutional set standards ([B1.2](#)) to assess how Crafton is doing in relation to the stretch goals as well as whether Crafton is exceeding the floor standards. A summary of the 2022 – 2023 Institutional Set Standards are illustrated below for each outcome area.

Successful Course Completion: Crafton Hills College has an institution-set standard of 63.6% for course success completion rate. The stretch goal is 76.7%. In the last five years the annual successful course completion rate has ranged from 73.2% to 76.7%. The 2022-2023 course success rate is the highest

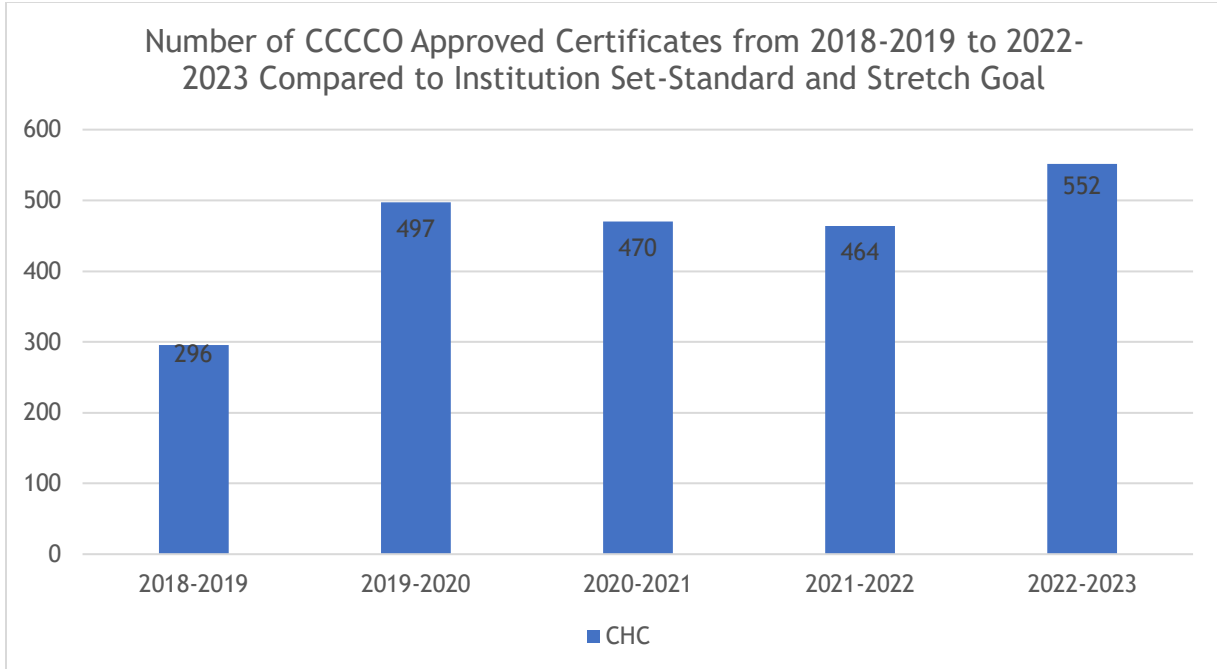
course success rate in the last three years. In addition, there has been an increase in the course success rate from 73.2% in 2021-2022 to 74.9% in 2022-2023, an increase of 1.7%.



Certificates: Crafton Hills College has an institution-set standard of awarding 204 certificates annually for programs of sixteen units or more, as required by ACCJC. The stretch goal is 497. The institution-set standard and the stretch goal are based on the annual number of California Community College Chancellor’s Office approved certificates. In the last five years the annual number of approved CCCC certificates earned by Crafton Hills College students has ranged from 296 to 552. The number of certificates earned in 2019-2020 was 497, and in 2022-2023 it was 552, both of which met and exceeded the stretch goal. However, in the last three years the average number of certificates earned is 477, which was twenty below the stretch goal. Crafton will continue to monitor the number of certificates earned for 2022-2023 before adjusting the stretch goal.

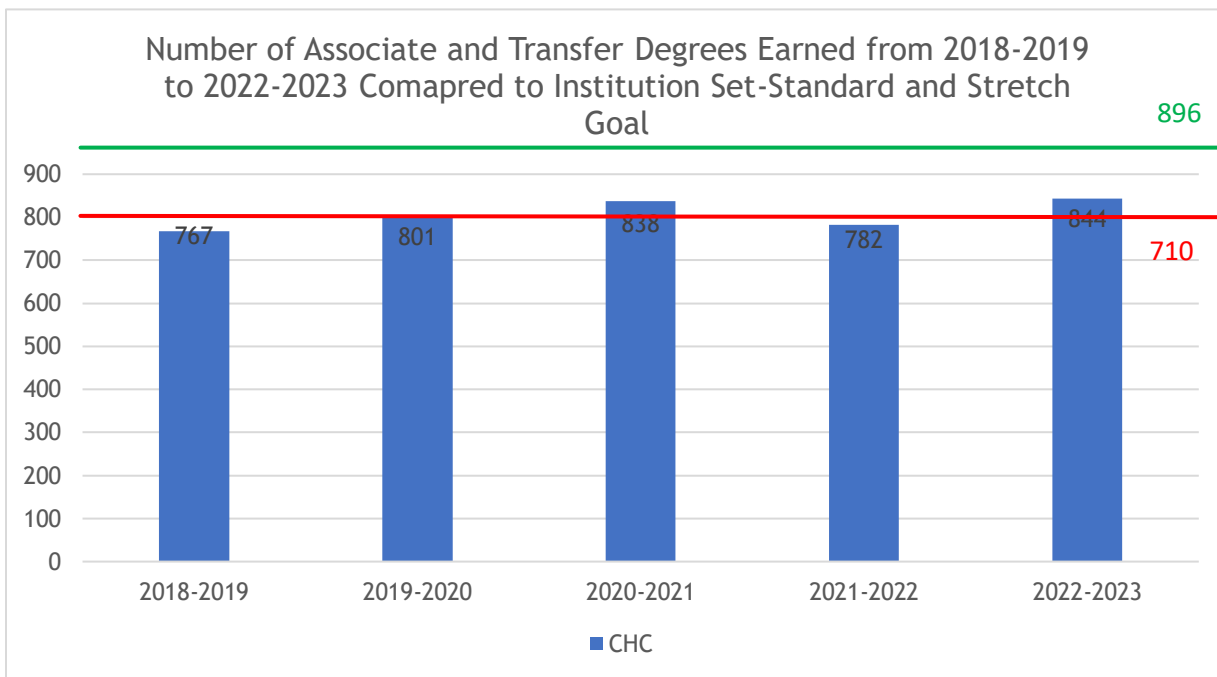
497

204



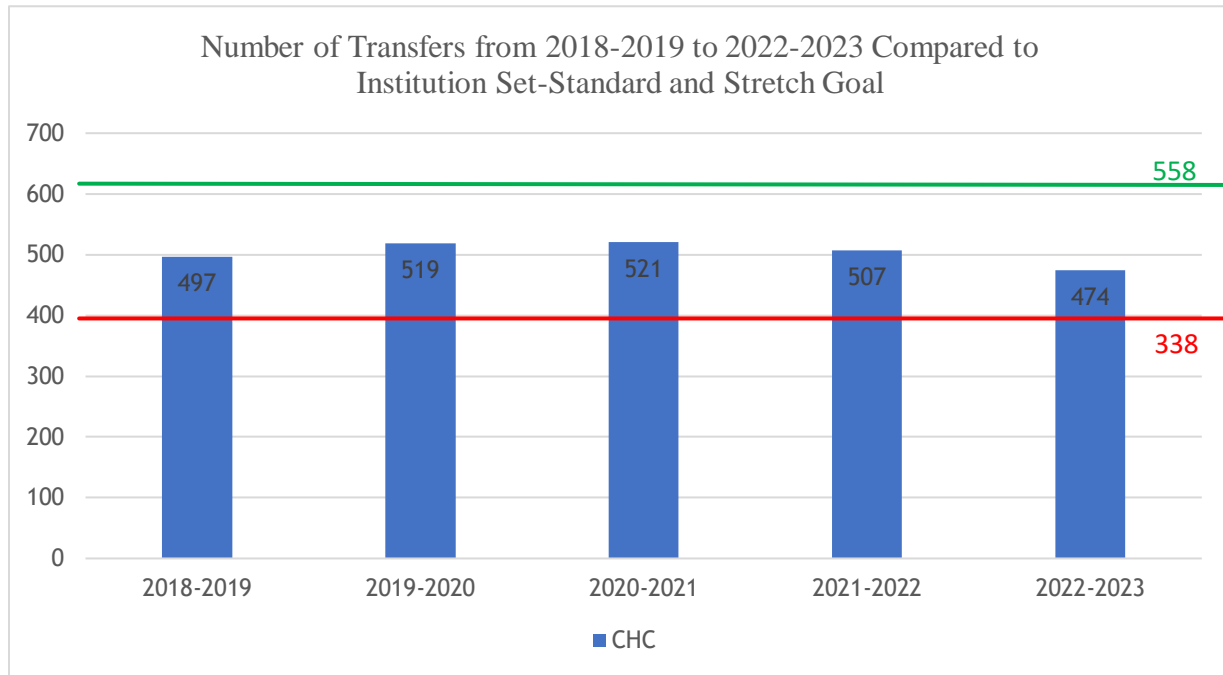
Source: CCCCO MIS Data Mart: https://datamart.cccco.edu/Outcomes/Program_Awards.aspx: CCCCO approved certificates N (16-29.99 units), T (30-59.99 units), and F (60 or more units).

Degrees: Crafton Hills College has an institution-set standard of 710 AA/AS and AA-T/AA-S degrees earned annually. The stretch goal is 896. The institutional set standard is one SD below the five-year average and the stretch goal is two SDs above the five-year average. The institution-set standard and the stretch goal are based on the average annual number of AA/AS and AA-T/AS-T degrees earned and the standard deviation. In the last five years, annual degrees earned ranged from 767 to 844.



Source: CCCCO MIS Data Mart: https://datamart.cccco.edu/Outcomes/Program_Awards.aspx.

Transfers: Crafton Hills College has an institution-set standard of 338 transfers earned annually. The stretch goal is 558. The institution-set standard and the stretch goal are based on the annual number of transfers to four-year universities. In the last five years, annual transfers earned ranged from 474 to 521. There appears to be a decline in the number of students transferring from 521 in 2020-2021 to 474 in 2022-2023, a decline of 9% (n = 47). We attribute this to the pandemic. Statewide there has been an overall transfer decline of 15% to CSUs, UCs, Independent Institutions, and Out-of-State Institutions combined in the same five-year period.



Source: The [CCCCO MIS Data Mart](#) for In-State-Private and Out-of-State institutions. The [CSU](#) Reports and Analytics statistical reports for CSUs, and the “TR Eth by Col” tab in the Admissions by Source School transfer site for [UCs](#).

2. When you disaggregate the data for the institution-set standards and other meaningful metrics of student achievement, what do you see related to equitable student achievement outcomes (i.e., equity gaps)? What patterns or trends excite you? What patterns or trends concern you?

The disaggregated analysis of the institutional-set standards (ISS) data is included in the Crafton Hills College ISS document for each institutional-set standard ([B2.1](#)). The analysis provided in the referenced document is illustrated below.

Successful Course Completion Disaggregated: Course success rates have remained consistent and well above the institutional set standard across all ethnic groups, except with respect to Native American students in 2020-2021 and 2021-2022. The course success rate among Native American students increased from 52% in 2021-2022 to 80% in 2022-2023. In 2022-2023, disproportionate impact (DI) occurred in course success rate for African American (66%, n = 361) and Hispanic (72%, n = 3,924) students. Four groups experienced DI in 2020-2021 and three in 2021-2022. In the last three years Crafton Hills College has reduced the number of groups experiencing DI from four (African American, Hispanic, Native American, and Pacific Islander students) to two (African American and Hispanic students).

Successful Course Completion Rates by Ethnicity from 2018-2019 to 2022-2023.

Ethnicity	2018-19	2019-20	2020-21	2021-22	2022-23
Asian	81%	83%	81%	80%	81%
African American	62%*	71%*	64%*	65%*	66%*
Filipino	79%	83%	83%	80%	86%
Hispanic	71%*	74%*	71%*	70%*	72%*
Native American	69%	68%	60%*	52%*	80%
Pacific Islander	58%*	57%*	59%*	63%	79%
Two or More Races	74%	78%	74%	77%	78%
Missing	87%	78%	77%	78%	83%
White	78%	81%	80%	78%	79%

Source: CHC BORG Data Cube: <https://www.craftonhills.edu/about-chc/research-and-planning/dashboards-links/completion-and-success-rates.php>.

*Disproportionate impact.

Success rates have remained consistent across age groups, and such rates have remained well above the institutional set standard. Equally important, there has been no DI in the last five years among any age group. Consistent with past findings, older students achieved higher course success rates than younger students. In 2022-2023, students 19 years old or younger had an increase in their course success rates from 70% in 2021-2022 to 72% in 2022-2023.

Successful Course Completion Rates by Age from 2018-2019 to 2022-2023.

Age	2018-19	2019-20	2020-21	2021-22	2022-23
19 or Younger	72%	74%	73%	70%	72%
20-24 Years Old	74%	77%	74%	74%	76%
25-29 Years Old	75%	80%	76%	77%	77%
30-34 Years Old	78%	81%	77%	75%	76%
35-39 Years Old	79%	82%	79%	77%	76%
40-49 Years Old	77%	83%	81%	84%	80%
50 Years Old or Older	80%	82%	77%	78%	81%
Missing	100%	100%	77%	86%	100%

Source: CHC BORG Data Cube: <https://www.craftonhills.edu/about-chc/research-and-planning/dashboards-links/completion-and-success-rates.php>.

Success rates have also remained consistent for male and female students, both of which achieved success rates well above the institutional set standard. In fact, the success rates of both gender groups remained similar across the five-year period between 2018-19 and 2022-23. At the same time, there has been no DI by gender in the last five years. The course success rates of students for whom no gender is recorded have varied from year-to-year, due to the small numbers of students per year (ranging from zero to eighty-eight).

Successful Course Completion Rates by Gender from 2017-2018 to 2021-2022

Gender	2018-19	2019-20	2020-21	2021-22	2022-23
Female	74%	77%	74%	73%	75%
Male	74%	77%	75%	74%	75%
Missing	71%	73%	74%	66%	66%

Source: CHC BORG Data Cube: <https://www.craftonhills.edu/about-chc/research-and-planning/dashboards-links/completion-and-success-rates.php>.

Certificates Disaggregated: Certificates earned by student ethnic groups have mirrored groups' corresponding representation across the entire campus. One pattern that best reflected this idea is the declining percentage of certificates earned by Caucasian students (38% in 2018-19 and 31% in 2022-23), which is consistent with the broader changes in the corresponding student populations.

Percent of Certificates Earned by Ethnicity from 2018-2019 to 2022-2023

Ethnicity	2018-19	2019-20	2020-21	2021-22	2022-23
Asian	6%	7%	5%	9%	3%
African American	2%	2%	2%	3%	3%
Hispanic	46%	47%	46%	45%	50%
Native American	0%	0%	< 1%		< 1%
Pacific Islander					< 1%
Multiple Races	6%	7%	8%	6%	4%
Caucasian	38%	35%	37%	35%	31%
Missing	2%	1%	2%	1%	8%

Source: MIS Data SP and ST files: CCCC approved certificates N (16-29.99 units), T (30-59.99 units), and F (60 or more units). Note: 2020-2021 to 2022-2023 are MIS reported data whereas the data from 2018-2019 to 2019-2020 is from SBCCD Colleague Data.

The certificates earned by student age group indicate that most students earning a certificate were 29 years old or younger, consistent with broader student population.

Percent of Certificates Earned by Age from 2018-2019 to 2022-2023

Age	2018-19	2019-20	2020-21	2021-22	2022-23
19 or Younger	10%	7%	14%	23%	16%
20-24 Years Old	54%	56%	55%	45%	45%
25-29 Years Old	21%	21%	15%	15%	15%
30-34 Years Old	7%	7%	8%	7%	8%
35-39 Years Old	5%	4%	3%	4%	3%
40-49 Years Old	1%	4%	3%	4%	5%
50 Years Old or Older	3%		1%	1%	3%
Missing			1%	2%	7%

Source: MIS Data SP and ST files: CCCC approved certificates N (16-29.99 units), T (30-59.99 units), and F (60 or more units). 2020-2021 and 2021-2022 are MIS reported data whereas the data from 2016-2017 to 2019-2020 is from SBCCD Colleague Data.

The percentage of males earning a certificate has consistently declined from 48% in 2018-2019 to 35% in 2021-2022; while the percent of certificates earned by female students has increased from 50% in 2018-2019 to 65% in 2021-2022. However, from 2021-22 to 2022-23 the percent of certificates earned by female students decreased from 65% to 51%, and for male students increased from 35% to 42%, which more closely matches the proportion of female and male students at Crafton in 2022-2023.

Percent of Certificates Earned by Gender from 2018-2019 to 2022-2023

Ethnicity	2018-19	2019-20	2020-21	2021-22	2022-23
Female	50%	57%	61%	65%	51%
Male	48%	41%	38%	35%	42%
Missing	2%	1%	2%	< 1%	7%

Source: MIS Data SP and ST files: CCCC approved certificates N (16-29.99 units), T (30-59.99 units), and F (60 or more units). 2020-2021 and 2021-2022 are MIS reported data whereas the data from 2016-2017 to 2019-2020 is from SBCCD Colleague Data.

Degrees Disaggregated: As is the case with certificate attainment, the AA/AS and AA-T/AS-T degrees

earned by student ethnic groups have mirrored groups' corresponding representation across the entire campus indicating that there is no disproportionate impact. The pattern that best reflects this idea is the percentage of degrees earned by Caucasian students (35% in 2022-23) and the percentage of degrees earned by Hispanic students (45% in 2022-23), both of which are consistent with the broader changes in the corresponding student populations.

Percent of Degrees Earned by Ethnicity from 2018-2019 to 2022-2023.

Ethnicity	2018-19	2019-20	2020-21	2021-22	2022-23
Asian	5%	7%	7%	9%	3%
African American	4%	3%	3%	3%	1%
Hispanic	46%	44%	46%	45%	45%
Native American	0%	0%	< 1%	< 1%	0%
Multiple Races	7%	7%	6%	6%	5%
Caucasian	36%	36%	35%	35%	35%
Missing	3%	3%	3%	1%	10%

Source: MIS Data SP and ST files: CCCC approved certificates A (AA Degree), and S (AS Degree).

The degrees earned by student age group indicate that, on average, students earning a degree were typically between the ages of 20 and 29 years of age, consistent with broader student population.

Percent of Degrees Earned by Age from 2018-2019 to 2022-2023

Ethnicity	2018-19	2019-20	2020-21	2021-22	2022-23
19 or Younger	7%	7%	11%	20%	10%
20-24 Years Old	54%	54%	50%	42%	44%
25-29 Years Old	20%	19%	18%	17%	17%
30-34 Years Old	8%	8%	8%	9%	7%
35-39 Years Old	6%	6%	6%	4%	5%
40-49 Years Old	2%	4%	4%	5%	6%
50 Years Old or Older	3%	2%	2%	2%	4%
Missing	0%	0%	2%	3%	8%

Source: MIS Data SP and ST files: CCCC approved certificates A (AA Degree), and S (AS Degree).

The degrees earned by gender has fluctuated over the last five years – and yet, the difference between male and female students for 2022-2023 (33 percentage points) is largely similar to the gap observed for 2018-2019 (24 percentage points).

Degrees Earned by Gender from 2018-2019 to 2022-2023

Gender	2018-19	2019-20	2020-21	2021-22	2022-23
Non-binary					< 1%
Female	61%	60%	59%	66%	63%
Male	37%	37%	39%	34%	30%
Missing	3%	3%	2%	< 1%	8%

Source: MIS Data SP and ST files: CCCC approved certificates A (AA Degree), and S (AS Degree).

Transfers Disaggregated: The transfers to CSU campuses have remained consistent across student ethnic groups. As is the case with certificate and degree attainment, transfers to four-year institutions by student ethnic groups have mirrored groups' corresponding representation across the entire campus. The change is consistent with the broader shifts in ethnicity observed across the student population.

Percent of Transfers to CSU Campuses by Ethnicity from 2018-2019 to 2022-2023.

Ethnicity	2018-19	2019-20	2020-21	2021-22	2022-23
African American	5%	2%	2%	3%	2%
Asian	7%	5%	7%	6%	7%
Caucasian	34%	36%	37%	34%	38%
Hispanic	43%	48%	43%	45%	46%
Multiple Races	4%	5%	5%	6%	3%
Native American	0%	0%	<1%	<1%	0%
Missing	8%	4%	5%	6%	5%

Source: [2018-2019 to 2022-2023 CCC Transfers to the CSU \(Concentration & Ethnicity\)](#).

The transfers to CSU campuses have remained consistent across gender groups from 2018-19 to 2022-23. As is the case with certificate and degree attainment, transfers to four-year institutions by gender has mirrored groups' corresponding representation across the entire campus.

Percent of Transfers to CSU Campus by Gender from 2017-2018 to 2021-2022.

Gender	2018-19	2019-20	2020-21	2021-22	2022-23
Female	56%	57%	60%	50%	59%
Male	44%	43%	40%	50%	41%

Source: [2013-2014 to 2021-2022 CCC Transfers to the CSU \(Concentration & Ethnicity\)](#).

3. What actions has your institution taken/is your institution taking in response to the patterns and trends discussed above? How will you monitor the results of these actions in order to inform future improvements and innovations in support of equitable student achievement?

Crafton has focused most of its efforts and resources on removing disproportionate impact in course success among African American and Hispanic students. Here are some of the major improvements and efforts Crafton is engaging in to remove DI among African American and Hispanic students:

Planning: Crafton is using the Student Equity Plan ([B3.1](#), [B3.2](#)) and Educational Master Plan ([B3.3](#) see page 4) to drive its efforts to remove disproportionate impact among African American and Hispanic students.

Reducing Disproportionate Impact: The College has decreased the number of disproportionately impacted groups from four to two, with Native American and Pacific Islander students no longer experiencing disproportionate impact ([B3.4](#)). Additionally, while Black/African American and Latinx students still experience disproportionate impact, their course success rates have increased. Specifically, for Black/African American students the course success rate increased from 62% in 2018-2019 to 66% in 2022-2023. Additionally, Hispanic student course success rate increased from 70% in 2021-2022 to 72% in 2022-2023.

Equity-Minded Faculty Training: Crafton Hills College partnered with the USC Race and Equity Center to conduct training for instructional faculty, resulting in increased success rates among Hispanic students and the removal of disproportionate impact for Latinx students in classes where instructors participated in the USC Race and Equity training. In addition, Crafton will implement a third cohort for training by the USC Race and Equity Center in the 2024-2025 academic year ([B3.5](#)).

Equity Lens in Course Materials and Teaching Methods: The Office of Instruction implemented a strategy where faculty critically assessed their course materials and teaching methods through an equity lens, particularly focusing on addressing barriers for Hispanic/Latinx and Black/African American students during the self-evaluation process. Specifically, the CTA Collective Bargaining Agreement ([B3.6](#), see Article 16.E.5.a) was recently revised to include the following recommendation in the self-evaluation:

Discuss how you have demonstrated support of student success to include culturally responsive teaching and/or services (e.g., including information such as modifications to your course structure or services, approach to working with students, and an analysis of disproportionate impact in classes taught by the faculty member and strategies for addressing any disproportionately impacted groups).

In order to encourage the analysis of disproportionate impact, faculty going through the evaluation process receive their previous academic year's disaggregated course success and roster data in the initial conference with their dean ([B3.7](#)).

Structured Student Support Approach: The College developed a structured approach to meet with students consistently from enrollment to graduation/transfer, aligning with Crafton's Career and Academic Pathways ([B3.8](#), [B3.9](#)).

Data-Informed Decision Making: The College regularly reviews disaggregated data to evaluate progress, inform improvement plans, and address disparities in student outcomes ([B3.10](#), [B3.11](#), [B3.12](#), [B3.13](#), [B3.14](#), [B3.15](#), [B3.16](#)). This includes using tools like Progress Surveys and early alert flags to provide timely support to students ([B3.17](#)).

Improved SAO/SLO Process: Crafton Hills College developed a new tool and process for collecting Service Area Outcomes (SAOs) data ([B3.18](#)), aligning with the Outcome Cloud platform used for student learning outcomes (SLO) data ([B3.19](#)). The College also established SAO coaches ([B3.20](#)) and revised program review reporting requirements ([B3.21](#)) to integrate and streamline SAO/SLO efforts.

Equity-Focused Professional Development: The College increased Diversity, Equity, and Inclusion (DEI) training for faculty and staff, ensuring a focus on supporting equitable student success ([B3.22](#), [B3.23](#), [B3.24](#), [B3.25](#), [B3.26](#), [B3.27](#)).

Effective Decision-Making Structures: Crafton Hills College's decision-making practices involve shared governance committees and feedback mechanisms from various senates and committees, reflecting effective institutional decision-making ([B3.28](#), [B3.29](#), [B3.30](#), [B3.31](#), [B3.32](#), [B3.33](#), [B3.34](#), [B3.35](#), [B3.36](#)).

Overall, Crafton Hills College's actions demonstrate a comprehensive commitment to continuous improvement, transformation, and addressing equity gaps, aligning with the 2024 ACCJC Accreditation Standards across numerous areas of institutional effectiveness and student success.

The Student Equity and Achievement (SEA) Committee at Crafton Hills College reviewed the disaggregated institutional set standards achievement outcomes on February 5, 2024 ([B3.37](#)). In addition to the strategies identified above, the CHC SEA Committee recommended examining the relationship between online and in person course success for Black / African American and Hispanic students. Initial examination shows that disproportionate impact exists for both groups of students for both in person and online classes ([B3.38](#)). However, the success rate for Hispanic students is higher (71.7%) in online classes when compared to Hispanic students taking in person classes (71%).

C. Reflections on Assessments of Student Learning

1. Review the results of learning outcomes assessment. Describe any patterns or trends related to attainment of learning outcomes observable in these data that may be relevant as you implement improvements and innovations in the design and delivery of academic programs?

The College regularly scheduled campuswide sensemaking sessions during in-service to interpret and reflect on student learning outcomes (SLO) data, particularly between Fall 2021 and Fall 2022. During that span, the College's faculty reviewed and interpreted SLO data that was disaggregated by course characteristics, including by length of course (i.e., full-term or short-term) and instructional modality (i.e., asynchronous, synchronous, face-to-face, hybrid; see [C1.1](#)). Campuswide findings at the time indicated no difference in the percentage of students adequately achieving their SLOs between full-term courses (17+ weeks) and short-term courses (fewer than 17 weeks); however, synchronous courses did show a small advantage over asynchronous courses ([C1.1](#)). Faculty members were specifically tasked with examining these data in reference to their courses/disciplines and using the findings as a basis for the identification of strategies to mitigate or eliminate student learning gaps by course length and/or modality ([C1.2](#)). More recently, all full-time faculty members reviewed the College's SLO data disaggregated by institutional learning outcome (ILO) and general education outcome (GEO) with the aim of identifying campuswide patterns in quantitative and qualitative data ([C1.3](#)). A total of sixteen faculty groups examined evidence for all of the College's ILOs and GEOs. The findings revealed that 75% of the faculty groups (12 out of the 16 groups) reported the evidence that they reviewed indicated students acquired knowledge and skills associated with the ILO or GEO ([C1.3](#) (in-service analysis of proposed actions)). An analysis of qualitative evidence from faculty data in the SLO Cloud revealed opportunities for the College to enhance student learning and classroom instruction, including helping students and faculty adapt to online learning environments and better integration of ILOs/GEOs across more disciplines. ([C1.4](#)). This work resulted in revisions to the campuswide plan—the ILO/GEO Plan ([C1.5](#))—designed to more intentionally acknowledge the specific actions the College needed to take to better support student learning. The three goals of the plan are: (a) Improve the outcomes assessment process campuswide, (b) effectively implement institutional learning outcomes (ILOs), and (c) effectively implement general education outcomes (GEOs). The specific actions codified in the plan include creating opportunities for faculty to discuss what critical thinking means for students across disciplines, offering faculty workshops allowing them to better align class assignments to student learning outcomes, collaborating with faculty in offering students the opportunity to hold mock job interviews, and exploring how to better incorporate new technology into the classroom ([C1.5](#)).

2. How (i.e., for what subpopulations, modalities, etc.) does your institution disaggregate its assessment results? When you review disaggregated assessment results, what patterns or trends do you see related to equitable attainment of student learning? What patterns or trends excite you? What patterns or trends concern you?

The College regularly disaggregates SLO data by course characteristics, namely course length and instructional modality (see [C1.1](#)). However, as of the Fall 2022 semester, the College piloted a faculty option to enter data into the SLO Cloud at a student-level, consistent with the Institutional Assessment Plan approved in Spring 2020 ([C2.1](#)). The entry of student-level SLO data remained in a pilot phase between Fall 2022 and Fall 2023 to allow for the College to gather and respond to input from faculty concerning the user interface and overall user experience. Nevertheless, the College has recorded

student-level data from thirty-three course sections representing 19 distinct courses during the pilot phase, including data from disciplines such as Math, English, and American Sign Language. Given the availability of student-level data, the College obtained initial findings concerning disaggregated SLO data by ethnicity and gender. Campuswide findings revealed a significant difference between White and Black/African American students with respect to SLO scores on the institution's four-point rubric. More specifically, findings indicated that White students achieved a significantly higher average score (*Mean* = 2.6) than did Black/African American students (*Mean* = 1.9; [C2.2](#)). The findings also indicated that White students achieved higher SLO scores (*Mean* = 2.6) than did Hispanic/Latinx students (*Mean* = 2.3), though this difference was not found to be substantially significant (effect size > .20; [C2.2](#)). The College also compared males (*Mean* = 2.3) and females (*Mean* = 2.4) and did not find the difference to be statistically meaningful ([C2.2](#)). The ethnicity-based findings are in line with other data findings showing the need to better support our Black/African American and Hispanic/Latinx student populations. Considering Crafton's Student Equity Plan focus on better supporting Black/African American and Hispanic/Latinx students, and its long-standing partnership with the USC Race & Equity Center, the College is well-positioned to support these racially minoritized student populations.

3. What actions has your institution taken/is your institution taking in response to the patterns and trends discussed above? How will you monitor the results of these actions in order to inform future improvements and innovations in support of equitable student learning?

As of Spring 2024, the College, with the Academic Senate's endorsement ([C3.1](#)), will move forward with reconfiguring the SLO Cloud to only allow the submission of SLO data at the student-level. This will result in a significant increase in data volume that will enable more in-depth analyses of disaggregated outcomes data. The College is also in the process of developing a data dashboard that will allow faculty to review disaggregated student-level data that is specific to the courses that they teach—the dashboard will be available in the Fall 2024 semester. Combined with the fact that over 40% of full-time faculty have completed comprehensive training offered by the USC Race & Equity Center, the continued partnership with the center for the foreseeable future, and the role that the College's Professional Development Committee plays in supporting faculty with this work, Crafton believes that the previously illustrated efforts will make significant progress towards eliminating the aforementioned equity gaps. The College has multiple avenues by which to monitor its progress towards eliminating observed equity gaps. As noted earlier, one method is to integrate the use of the forthcoming dashboard into the training offered by the USC Race & Equity Center. Many of the strategies that already comprise the center's curriculum were designed to eliminate equity gaps as they relate to both student achievement metrics (e.g., course success rates, transfer rates, etc.) and student learning outcomes. Additionally, the College will monitor progress via regular review of its educational master plan, which focuses on eliminating gaps in student learning and achievement ([C3.2](#)). The College reviews the progress on its educational master plan at least once per month during the academic year with its Educational Master Plan Committee and shares its findings with the district's board of trustees. Moreover, the College's program review process requires programs to analyze their disaggregated data, including their SLO data, to identify potential equity gaps and propose plans to address them ([C3.3](#)). The College supports these efforts with the help of assigned program review coaches and/or researchers ([C3.4](#)). Lastly, the College will continue using the ILO/GEO Plan ([C3.5](#)) to document progress towards implementing various planned strategies and to document actions taken (and plans to take) to address observed patterns in disaggregated data. For example, one of the objectives developed based on the review of the ILO and GEO data was to set individual targets for each ILO and GEO. In Spring 2024, Faculty Department Chairs reviewed the last three years of ILO and GEO data and reviewed targets from the Institutional Effectiveness, Accreditation, and Outcomes

Committee (IEAOC) to help to determine a target for each GEO and ILO ([C3.6](#)). Because one of the years included, 2020-2021, was a pandemic year, they decided to review the three most recent years in Fall 2024 and develop the targets from the most recent data ([C3.7](#)).

D. Looking Ahead to the Next Self-Evaluation and Comprehensive Review

Your institution will begin its next comprehensive self-evaluation in 1-2 years. What opportunities, changes, or other internal or external factors do you see on the horizon that are likely to affect the context of your self-evaluation and/or comprehensive peer review?

Crafton Hills College uses Cascade, District's software tool for documenting its progress towards meeting board and College goals, to track and facilitate the implementation of its Educational Master Plan. When the Educational Master Planning Committee (EMPC) meets, the committee reviews programs and updates progress on the EMP objectives and key results. ([D.1](#), [D.2](#), [D.3](#)). Specifically, the committee reviews each measurable outcome for the five Strategic Directions and identifies the progress that the College has made on achieving its outcomes ([D.4](#), [D.5](#), [D.6](#), [D.7](#), [D.8](#)).

Strategic Direction 2 of Crafton's Educational Master Plan is to engage in practices that prioritize and promote inclusivity, equity, anti-racism, and human sustainability ([D.9](#)). Key Result 2.2.4 seeks to prioritize the implementation of activities in the College's equity plan to better support Black/African American and Hispanic/Latinx students. While focusing on improving the support of Black/African American and Hispanic/Latinx students, Crafton continues focusing efforts to support other disproportionately impacted groups such as LGBTQ+, differently abled, etc.

Throughout Crafton's mid-term report Crafton has highlighted efforts to address diversity, equity, and inclusion. In February 2024, the College's Student Equity and Achievement (SEA) Committee agreed to explore the prospect of using Cascade to assess the College's progress towards realizing objectives outlined in its Equity Plan ([D.10](#), [D.11](#)). The use of Cascade will result in more intentional (and consistent) discussions about how the College can better support its minoritized populations, particularly Black/African American and Hispanic/Latinx students. This approach will dramatically impact Crafton's work in the next two years and will impact Crafton's self-evaluation.

As illustrated in areas A – D in Crafton's ACCJC Mid-Term report, Crafton is dedicated to fostering race-consciousness and equity in the classroom through comprehensive professional development integrated into the faculty evaluation process that empowers instructors with the tools and awareness necessary to create inclusive learning environments that address systemic disparities in student learning and success. For example, using disaggregated student equity data as a component of faculty evaluations encourages faculty to confront inequities head-on and adjust their practices to better support marginalized student populations ([D.12](#)). Additionally, the College encourages faculty members to review and adopt syllabus and classroom strategies from the USC Equity-Minded Syllabus Review ([D.13](#)). Equally important, the College budgeted equity funds to support monthly cultural events and professional development opportunities (e.g.: A2MEND, HACU, BHM, Hispanic Heritage Month, API, etc.). In addition, Crafton Hills College received the California Community Colleges Equity Champions for Black Students award in 2023 for having at least 65% of its Black associate-degree earners obtain ADTs and ensuring that Black students earn ADTs at rates comparable to their peers ([D.14](#)). To better support these efforts, the Office of Institutional Effectiveness, Research & Planning (OIERP) partnered with a third-party vendor to create a corresponding data dashboard allowing full-time and part-time faculty the opportunity to critically examine their specific section data by ethnicity,

gender, and age. This opportunity and access to specific instructor data will have a dramatic impact on Crafton's efforts to remove disproportionate impact as well as on Crafton's self-evaluation in two years. In addition to the disaggregated course success and roster data, Crafton is also supporting a third cohort of thirty instructors participating in the USC Race and Equity training. To date, the first cohort has not completed an entire year for comparison purposes; however, the spring course success rates increased from 69% to 72% for Hispanic students in those sections for the first term after the training. In addition, participants self-reported the level of understanding about race and equity increased from 50% to 100%. Moreover, most of the respondents stated that they planned to, "Change course materials, practices and policies that need to be more racially inclusive" in their courses ([D.15](#)). Moreover, the Institutional Effectiveness, Research, and Planning Office has also developed the CHC Streamlining Dashboard to identify equity gaps for student service programs ([D.16](#)).

An external factor that will impact Crafton's self-evaluation in two years will be the implementation of California General Education Transfer Curriculum (Cal-GETC). Passed in 2021, California created Cal-GETC to establish a unified class pathway to increase transfers from California Community Colleges to both CSU and UC systems. Cal-GETC goes into effect in Fall 2025.

Cal-GETC will reduce GE requirements in the CSU system by five credits and no longer includes the CSU Area E requirement: Lifelong Learning and Self-Development. In addition, the UC Language Other than English (LOTE) requirement will be removed and no longer listed as a GE area. As a result of these changes, kinesiology, health, and language courses other than English will no longer be a GE requirement to transfer to CSU and UC colleges. Crafton is currently working on pathway development in alignment with Cal-GETC and engaging in campus conversations around updated GE requirements and approaches to address the transition to Cal-GETC. Specifically, Cal-GETC might influence the accreditation self-evaluation process around curriculum alignment and advising and support services.

Curriculum Alignment. The College must demonstrate that Crafton's programs align with state and institutional objectives. With Cal-GETC in place, Crafton will need to ensure that the College GE curriculum meets the specific requirements outlined in the Cal-GETC framework. This alignment is crucial for demonstrating compliance with state transfer policies and facilitating a smooth transfer process for students.

Advising and Support Services. Crafton will need to advise students on academic pathways, including the new transfer options. With Cal-GETC influencing transfer pathways, Crafton must ensure that our advising services are equipped to guide students through the Cal-GETC requirements and help them make informed decisions about their academic and transfer goals.

E. Evidence

A1: Major Improvements

- [A1.1: Institutional Effectiveness, Accreditation, and Outcomes Committee \(IEAOC\) Charge](#)
- [A1.2: IEAOC ACCJC Midterm Report Plan](#)
- [A1.3: Student Equity and Achievement Committee \(SEAC\) February 5, 2024, Minutes on Development of Midterm Report](#)
- [A1.4: IEAOC January 25, 2024, Minutes on Development of Midterm Report](#)
- [A1.5: ACCJC Midterm Report Worksheet](#)
- [A1.6: Professional Development Committee \(PDC\) February 2, 2024, Minutes on Development of Midterm Report](#)
- [A1.7: Enrollment Strategies Committee \(ESC\) February 5, 2024, Minutes on Development of Midterm Report](#)
- [A1.8: Education Master Plan Committee \(EMPC\) February 13, 2024, Minutes on Development of Midterm Report](#)
- [A1.9: Faculty Department Chairs Council February 2, 2024, Minutes on Development of Midterm Report](#)
- [A1.10: Management Meeting February 6, 2024, Minutes on Development of Midterm Report](#)
- [A1.11: Student Services and Instruction DEI Strategies](#)
- [A1.12: 2022-2023 USC Race and Equity Training Presentation](#)
- [A1.13: 2023-2024 USC Race and Equity Training Presentation](#)
- [A1.14: Transforming the Tri-Centers: A university transfer, career, and counseling center initiative](#)
- [A1.15: Reimagining Career and Academic Pathways](#)
- [A1.16: CHC 2022-2023 UC Transfer Admit Rates](#)
- [A1.17: CHC 2023-2024 UC Transfer Admit Rates](#)
- [A1.18: ADT 2023 Champions Sheet](#)
- [A1.19: CHC 2020 Institutional Self-Evaluation](#)
- [A1.20: Academic Senate Minutes Illustrating Data to Inform Decision-Making](#)
- [A1.21: Faculty Chairs Agenda Illustrating Data to Inform Decision-Making](#)
- [A1.22: Enrollment Strategies Agenda Illustrating Data to Inform Decision-Making](#)
- [A1.23: Institutional Effectiveness, Accreditation, and Outcomes Agenda Illustrating Data to Inform Decision-Making](#)
- [A1.24: Faculty Chairs Summary from 2020 to Present Illustrating Data to Inform Decision-Making](#)

A2: Response to Recommendations

- [A2.1: Academic and Student Support SAO/SLO Submission Form](#)
- [A2.2: Academic and Student Support SAO/SLO Submission Form Database](#)
- [A2.3: Student Services Council Minutes for November 6th, 2023](#)
- [A2.4: PPR Rubric](#)
- [A2.5: PPR Handbook -- 14th Edition](#)
- [A2.6: EOPS Virtual VAR Training](#)

A3: Continuous Improvement in Relation to 2024 Standards

- [A3.1: CHC 2022-2025 Student Equity Plan](#)
- [A3.2: CHC 2022-2025 Student Equity Plan Executive Summary](#)
- [A3.3: Academic and Student Support SAO/SLO Submission Form](#)
- [A3.4: Academic and Student Support SAO/SLO Submission Form Database](#)
- [A3.5: Current DEI Instructional and Student Services Strategies](#)
- [A3.6: Course Success and Completion Disaggregated Dashboard](#)
- [A3.7: Demographics Dashboard](#)
- [A3.8: Degrees and Certificates Disaggregated Dashboard](#)
- [A3.9: CHC Mission](#)
- [A3.10: CHC Educational Master Plan](#)
- [A3.11: Student Services Council Minutes for November 6th, 2023](#)
- [A3.12: Academic and Student Support SAO/SLO Submission Form](#)
- [A3.13: Academic and Student Support SAO/SLO Submission Form Database](#)
- [A3.14: Equity Instructional and Student Services Strategies](#)
- [A3.15: Transforming the Tri-Centers: A University Transfer Center, Career Center, and Counseling Center Initiative](#)
- [A3.16: Empowering Student Success through the Implementation of Completion Teams](#)
- [A3.17: PPR Rubric](#)
- [A3.18: Student Services and Instruction DEI Strategies](#)
- [A3.19: 2022-2023 USC Race and Equity Training Presentation](#)
- [A3.20: 2023-2024 USC Race and Equity Training Presentation](#)
- [A3.21: IEAOC ACCJC Midterm Report Plan](#)
- [A3.22: Student Equity and Achievement Committee \(SEAC\) February 5, 2024, Minutes on Development of Midterm Report](#)
- [A3.23: IEAOC January 25, 2024, Minutes on Development of Midterm Report](#)
- [A3.24: ACCJC Midterm Report Worksheet](#)
- [A3.25: Professional Development Committee \(PDC\) February 2, 2024, Minutes on Development of Midterm Report](#)
- [A3.26: Enrollment Strategies Committee \(ESC\) February 5, 2024, Minutes on Development of Midterm Report](#)
- [A3.27: Education Master Plan Committee \(EMPC\) February 13, 2024, Minutes on Development of Midterm Report](#)
- [A3.28: Faculty Department Chairs Council February 2, 2024, Minutes on Development of Midterm Report](#)
- [A3.29: February 7, 2024, Academic Senate Minutes – Midterm Report](#)
- [A3.30: April 3, 2024, Academic Senate Minutes – Midterm Report Update](#)
- [A3.31: April 17, 2024, Academic Senate Minutes – Midterm Report Senate Voted to Recommend Approval without Second Read](#)
- [A3.32: EOPS Disaggregated SAO Data](#)

B1: Review of Institutional Set Standards

- [B1.1: MPC May 2, 2023, Minutes Illustrating Review of ISS](#)
- [B1.2: ISS 2022-2023 Document](#)

B2: Analysis of Disaggregated Institutional Set Standards

- [B2.1: ISS 2022-2023 Document with Disaggregated ISS Analysis](#)

B3: Actions Taken in Relation to Institutional Set Standards

- [B3.1: CHC 2022-2025 Student Equity Plan](#)
- [B3.2: CHC 2022-2025 Student Equity Plan Executive Summary](#)
- [B3.3: CHC Educational Master Plan](#)
- [B3.4: Course Success Rate Dashboards showing Decrease in DI groups](#)
- [B3.5: USC Race and Equity Training Instructor Recruiting Email](#)
- [B3.6: CTA Collective Bargaining Agreement](#)
- [B3.7: Example of Disaggregated Class Specific Course Success Rate data](#)
- [B3.8: Transforming the Tri-Centers: A university transfer, career, and counseling center initiative](#)
- [B3.9: Transforming the Tri-Centers: A University Transfer Center, Career Center, and Counseling Center Initiative](#)
- [B3.10: Student Services and Instruction DEI Strategies](#)
- [B3.11: CHC 2020 Institutional Self-Evaluation](#)
- [B3.12: Academic Senate Minutes Illustrating Data to Inform Decision-Making](#)
- [B3.13: Faculty Chairs Agenda Illustrating Data to Inform Decision-Making](#)
- [B3.14: Enrollment Strategies Agenda Illustrating Data to Inform Decision-Making](#)
- [B3.15: Institutional Effectiveness, Accreditation, and Outcomes Agenda Illustrating Data to Inform Decision-Making](#)
- [B3.16: Faculty Chairs Summary from 2020 to Present Illustrating Data to Inform Decision-Making](#)
- [B3.17: Reimagining Career and Academic Pathways](#)
- [B3.18: Academic and Student Support SAO/SLO Submission Form](#)
- [B3.19: Academic and Student Support SAO/SLO Submission Form Database](#)
- [B3.20: CHC In-Service \(ILOs and GEOs\) -- Fall 2021](#)
- [B3.21: PPR Rubric](#)
- [B3.22: 2022-2023 USC Race and Equity Training Presentation](#)
- [B3.23: 2023-2024 USC Race and Equity Training Presentation](#)
- [B3.24: CHC 2022-2025 Student Equity Plan](#)
- [B3.25: CHC 2022-2025 Student Equity Plan Executive Summary](#)
- [B3.26: Equity Instructional and Student Services Strategies](#)
- [B3.27: USC Race and Equity Training Instructor Recruiting Email](#)
- [B3.28: IEAOC ACCJC Midterm Report Plan](#)
- [B3.29: Student Equity and Achievement Committee \(SEAC\) February 5, 2024, Minutes on Development of Midterm Report](#)
- [B3.30: IEAOC January 25, 2024, Minutes on Development of Midterm Report](#)
- [B3.31: ACCJC Midterm Report Worksheet](#)
- [B3.32: Professional Development Committee \(PDC\) February 2, 2024, Minutes on Development of Midterm Report](#)
- [B3.33: Enrollment Strategies Committee \(ESC\) February 5, 2024, Minutes on Development of Midterm Report](#)
- [B3.34: Education Master Plan Committee \(EMPC\) February 13, 2024, Minutes on Development of Midterm Report](#)

- [B3.35: Faculty Department Chairs Council February 2, 2024, Minutes on Development of Midterm Report](#)
- [B3.36: Management Meeting February 6, 2024, Minutes on Development of Midterm Report](#)
- [B3.37: Student Equity and Achievement Committee February 5, 2024, Minutes on Analysis of ISS Disaggregated Data](#)
- [B3.38: Course Success Rate Disaggregated by Ethnicity and Instruction Method](#)

C1: Learning Outcomes Assessment Results

- [C1.1: CHC In-Service \(ILOs and GEOs\) -- Fall 2021](#)
- [C1.2: SLO Cloud Data Export -- 2020-2021](#)
- [C1.3: CHC In-Service \(ILO & GEO Sensemaking\) -- Spring 2022](#)
- [C1.4: CHC Chairs Council \(ILO & GEO Sensemaking\) -- Fall 2022](#)
- [C1.5: ILO/GEO Plan -- As of Spring 2024](#)

C2: Disaggregated Outcomes Assessment Results

- [C2.1: Institutional Assessment Plan](#)
- [C2.2: Disaggregated Student-Level SLO Findings](#)

C3: Actions Taken in Relation to Outcomes Assessment Results

- [C3.1: Academic Senate Minutes for February 7th, 2024](#)
- [C3.2: CHC Educational Master Plan](#)
- [C3.3: PPR Rubric](#)
- [C3.4: PPR Handbook -- 14th Edition](#)
- [C3.5: ILO/GEO Plan -- As of Spring 2024](#)
- [C3.6: IEAOC Minutes for April 25th, 2024](#)
- [C3.7: Chairs Council Agenda for May 3rd, 2024](#)

D: Opportunities / Changes for Upcoming Self-Evaluation

- [D.1: Educational Master Plan Committee, February 13, 2024, Minutes](#)
- [D.2: Educational Master Plan Committee, March 12, 2024, Minutes](#)
- [D.3: Educational Master Plan Committee, March 26, 2024, Minutes](#)
- [D.4: Strategic Direction 1 Update Notes](#)
- [D.5: Strategic Direction 2 Update Notes](#)
- [D.6: Strategic Direction 3 Update Notes](#)
- [D.7: Strategic Direction 4 Update Notes](#)
- [D.8: Strategic Direction 5 Update Notes](#)
- [D.9: CHC Educational Master Plan](#)
- [D.10: Student Equity and Achievement Committee February 5, 2024, Minutes](#)
- [D.11: CHC 2022-2025 Student Equity Plan](#)
- [D.12: Example of Disaggregated Class Specific Course Success Rate data](#)
- [D.13: USC Race and Equity Syllabus Guide](#)
- [D.14: ADT 2023 Champions Sheet](#)
- [D.15: USC Race and Equity Training Instructor Recruiting Email](#)
- [D.16: Streamlining Dashboard Disaggregated by Student Services and Demographics](#)

SAN BERNARDINO COMMUNITY COLLEGE DISTRICT

TO: Board of Trustees

FROM: Dr. Diana Z. Rodriguez, Chancellor

REVIEWED BY: Dr. Gilbert Contreras, President, SBVC

PREPARED BY: Dr. Dina Humble, Vice President, Instruction, SBVC

DATE: September 12, 2024

SUBJECT: First Read of San Bernardino Valley College ACCJC Mid-Term Report Due October 15, 2024

RECOMMENDATION

Recommend that the Board of Trustees approve the first read of San Bernardino Valley College ACCJC Mid-Term Report due October 15, 2024.

OVERVIEW

ACCJC, San Bernardino Valley College's accrediting body, requires that the college complete a mid-term report 3.5 years prior to the Institutional Self-Evaluation Report (ISER).

ANALYSIS

The San Bernardino Valley College Accreditation and Outcomes Committee (AOC) is the shared governance committee at the college charged with guiding the accreditation process. The AOC worked over the past year to develop a plan for completing the San Bernardino Valley College (SBVC) ACCJC Mid-Term Report due October 15, 2024. The plan involved collecting feedback from the Academic, Classified, and Student Senates as well as attending multiple committees to collect feedback and address the report's questions. Specifically, the mid-term report was agendized for multiple shared governance committees and the report was collaboratively written by multiple faculty, staff, and administrators.

SBCCD GOALS

Use those that apply from the list.

1. Eliminate Barriers to Student Access and Success
2. Be a Diverse, Equitable, Inclusive, and Anti-Racist Institution
3. Be a Leader and Partner in Addressing Regional Issues
4. Ensure Fiscal Accountability/Sustainability

FINANCIAL IMPLICATIONS

None.





San Bernardino --- Valley College

Midterm Report

Submitted by

San Bernardino Valley College
701 South Mount Vernon Avenue
San Bernardino, CA 92410

to

Accrediting Commission for Community and Junior Colleges

October 15, 2024

Certification

To: Accrediting Commission for Community and Junior Colleges

From: Dr. Gilbert Contreras, President
 San Bernardino Valley College
 701 South Mount Vernon Avenue
 San Bernardino, CA 92410

This Midterm Report is submitted to the ACCJC for the purposes of 1) highlighting recent improvements or innovations and 2) providing an update on institutional performance with regard to student outcomes since the last comprehensive peer review. The Midterm Report reflects the nature and substance of this institution, as well as its best efforts to align with ACCJC Standards and policies, and was developed with appropriate participation and review by the campus community.

Signatures:

Dr. Diana Rodriguez, SBCCD Chancellor	Date
Dr. Gilbert Contreras, San Bernardino Valley College President	Date
Dr. Stephanie Houston, SBCCD Board of Trustees Chair	Date
Dr. Dina Humble, SBVC VP of Instruction, Accreditation Liaison Officer	Date
Dr. Olivia Rosas, SBVC Interim Vice President of Student Services	Date
Mr. Keith Bacon, SBVC Vice President of Administrative Services	Date
Dr. Joanna Oxendine, Dean, Research, Planning and Institutional Effectiveness	Date
Ms. Andrea Hecht, SBVC President, Academic Senate	Date
Mr. John Feist, SBVC President, Classified Senate	Date
Mr. Dyami Ruiz-Martinez, SBVC President, Associated Student Government	Date

Contents

- A. Reflections on Continuous Improvement Since the Last Comprehensive Review 2
- B. Reflections on Institution-Set Standards and Other Metrics of Student Achievement..... 8
- C. Reflections on Assessments of Student Learning..... 14
- D. Looking Ahead to the Next Self-Evaluation and Comprehensive Review 17

A. Reflections on Continuous Improvement Since the Last Comprehensive Review

Provide brief responses to the prompts below, referring to the Peer Review Team Report for the last comprehensive peer review. Suggested length for Section A is 3 pages.

- 1. Briefly describe major improvements or innovations since the time of the last comprehensive peer review, focusing on areas where your institution is excelling or showing significant improvement with regard to equitable student outcomes, educational quality, and/or mission fulfillment.**

San Bernardino Valley College (SBVC) is dedicated to achieving its mission and strategic goals. This commitment is reflected in its comprehensive planning efforts, which focus on enhancing educational opportunities, fostering community engagement, and promoting student success. By aligning its resources and initiatives with these priorities, the college aims to create a supportive and enriching environment for all learners. There have been many efforts across the college focusing on major improvements regarding mission fulfillment, educational quality, and equitable student outcomes. SBVC began its equity journey by rewriting the Campus Mission, Vision, and Values (A1.1), intentionally incorporating Inclusion, Diversity, Equity, Anti-Racism, and Accessibility (IDEAA). SBVC's commitment to IDEAA is further embedded into the 2022-2025 Student Equity Plan and the 2023-2028 Educational Master Plan (A.1.2, A.1.3). Equity and educational quality are integrated into daily campus conversations and indicative of a campus-wide culture shift. The college community is focused on improving campus processes that have a direct effect on the student experience, equity-conscious planning, building educational partnerships, and supporting student's basic needs.

In response to IDEAA efforts, our Division of Research, Planning, and Institutional Effectiveness (RPIE) set out to implement surveys and focus groups to better understand who our students are and the challenges they face in completing their educational goals (A.1.4). In direct response to the findings from data analysis, which revealed that many disproportionately impacted students lack a sense of belonging, SBVC has strategically implemented several programs and services including the creation and implementation of diverse learning communities to enhance student support and success. Aligned with the Student Equity Plan and Educational Master Plan, these collaborations aim to foster inclusivity and academic achievement. In addition, the college boasts an Umoja-Tumaini Center, complemented by targeted programs like Puente and specialized support for student athletes. Through collaborative efforts between Instruction and Student Services, SBVC has developed contextualized learning cohorts such as BROTHERS for African American males and TAYTAYAN for Asian and Pacific Islander students. Additionally, the establishment of the Asian Pacific Islanders (API) Association aims to support both API employees and students. Furthermore, to support AB705 compliance, the English and Math departments have formed communities of practice, leading to significant improvements in transfer-level course completion rates. Additionally, the new Sexuality and Gender Affinity Association (SAGAA) was formed in 2024 renewing the college's commitment to diversity, equity, and inclusion efforts while creating a safe space for LGBTQ+ employees can speak and be heard.

SBVC's Academic Senate has taken a stand against racism, hate, and violence. Since June 2020, three resolutions have been passed to guide the faculty and campus community, SU20.01 Infusion of Anti-Racism/No-Hate Education (A.1.5), SP21.01 Condemning Anti-Asian Racism and Violence (A.1.6), and FA23.01 in support of the LGBTQ+ Community Rights and Need for Safe Spaces (A.1.7). The Curriculum Committee emphasizes equity and culturally responsive course content and guides Diversity, Equity, Inclusion, Anti-Racism & Accessibility (IDEAA) on the Course Outline of Record (A.1.8). In response to the proposed updates to Title 5 that requires all colleges to add IDEAA to the Course Outline of Record (COR), the Curriculum Committee is seeking an IDEAA Liaison to coordinate with Curriculum Chair and Office of Instruction to provide leadership and training to develop equity-minded curriculum processes that meet local, state, and federal IDEAA guidelines (A.1.9).

San Bernardino Valley College's 2020 Quality Focus Essay's (QFE) first action project was built around scaling academic and student support services in support of Guided Pathways and AB705. SBVC has successfully created six Career and Academic Pathways (A.1.10) with fully developed program maps. In 2020-21 the Guided Pathways committee worked with the Division of Research, Planning, and Institutional Effectiveness to collect qualitative and quantitative data about onboarding processes, career field guides, and other observations about how students interface with the college and what they want from the college in terms of support. In collaboration with Student Services, Counseling and Matriculation, and Guided Pathways evaluated career assessment tools and purchased VitaNavis, an academic planning and career readiness platform to support the 2022-2025 Student Equity Plan.

SBVC employed several strategies to increase access and remove barriers during the pandemic and post-pandemic years. The college distributed 3700 Chromebooks and 781 hotspots between Spring 2020 and Spring 2023. The Books+ program allowed students to receive free textbooks and course materials. The Books+ program sunset in Summer 2024 and is being replaced by the BookSaver program. The campus is revitalizing the ZTC/OER program and processes to reduce the cost of textbooks.

Beginning in June 2023, a cross-divisional team comprised of ten executive and instructional deans, instructional faculty, non-instructional/counseling faculty, and classified staff, including two researcher analysts, participated in the California Community Colleges Strategy Enrollment Management (SEM) Program. Sparked by a marked increase in fall-to-spring attrition rates from 33.1% between Fall 2018 and Spring 2019 to nearly 40% between Fall 2022 and Spring 2023, the SEM project focused on creating an integrated data framework to support the strategies in the EMP and Enrollment Management Plan. The team worked to develop data-based profiles to gain insight into student demographic groups: Black/African American students, who are disproportionately impacted across four of the five student success metrics; Hispanic/Latinx students, who are disproportionately impacted in one student success metric; students with disabilities; and first-generation students. The overall objective was to identify SEM goals and strategies for each group—taking into account the specific needs of students, especially those from disproportionately impacted groups—ultimately building an integrated SEM framework to inform the revised Strategic Enrollment Management Plan, which will be drafted and solidified in 2024-2025 for a launch in Summer/Fall of 2025 based on not only the foundational work of the SEM Academy team, but also on feedback and insights from the campus community at large, including students and community members.

As the second project for the Quality Focus Essay, the college began and implemented an evaluation of program review processes to ensure integration in planning and prioritization throughout the college. The Program Review Committee reviewed and revised two processes the committee is responsible for: Needs Assessment, gathering campus needs in the areas of classified professionals, equipment, facilities, faculty & technology and prioritizing those needs for recommendation to the President, Cabinet, and College Council; and Program Efficacy, a critical self-evaluation of the effectiveness of all programs and services using available data, the college strategic plan, and external factors. The Committee's work began in Summer 2020 with the evaluation of the current Program Review Process and culminated in Spring 2023 with the successful piloting of the new Program Review ASPIRE Process (A.1.11). The curriculum management system, CurriQunet, evolved into CurriQunet Meta, and the college transitioned to Meta in fall of 2021. During the transition, the college adopted additional modules for program review processes and outcomes assessment. The program review and assessment modules will enter full implementation during fall of 2024.

2. Briefly describe actions taken in response to any recommendations for improving institutional effectiveness or feedback noted in the Peer Review Team Report for the last comprehensive peer review.

San Bernardino Valley College received the following recommendation from the last Peer Review Team Report in 2020: To increase effectiveness, the team recommends the College continue to strengthen the SAO process for all student services to improve programs and services.

SBVC has taken significant steps to address the recommendation to strengthen the Service Area Outcome (SAO) process for all student services. The Outcomes Faculty Lead has been actively collaborating with key stakeholders, including the Vice President of Student Services, Student Services Council, and Counseling faculty, to enhance the SAO assessment process and distinguish it from Student Learning Outcomes (SLOs). This collaborative effort has led to several important initiatives aimed at improving institutional effectiveness.

A major advancement in this area is the adoption of CurriQnet Meta for SAO assessment which will be in full implementation during the 2024-2025 academic year. This robust platform provides a centralized system for tracking and analyzing SAOs, allowing for more efficient data management and informed decision-making. To support the effective use of this tool and improve the overall quality of SAOs, SBVC has conducted two workshops focused on enhancing the writing of SAOs. These workshops have been instrumental in building capacity among staff and faculty to create clear, measurable, and meaningful SAOs that align with institutional goals (A.2.1, A.2.2). Furthermore, the college is in the process of establishing a systematic review cycle for SAOs, ensuring regular evaluation and continuous improvement of student services.

In the current academic year, SBVC is working towards fully incorporating SAO data collection and analysis using CurriQnet Meta. This comprehensive approach will enable the college to gather more robust data on the effectiveness of its student and administrative services, facilitating data-driven improvements. By implementing these measures, SBVC is demonstrating its commitment to enhancing the SAO process, ultimately leading to improved programs and services for its diverse student population.

San Bernardino Valley College has also implemented robust processes to address Recommendation 2, ensuring that SLOs on course syllabi accurately reflect those in the officially approved Course Outline of Record (COR). Each semester, division offices systematically collect syllabi for all courses and conduct a thorough verification process to confirm the consistency of SLOs with the COR. To facilitate this review, faculty are now required to place SLOs on the front page of their syllabi, making them easily accessible for verification.

To further streamline this process and promote accuracy, deans are provided with a comprehensive SLO spreadsheet, which serves as a reference tool for verifying the consistency and accuracy of SLOs across all courses in their divisions (A.2.3). Recognizing the importance of this initiative, the deans have collaborated to develop and share best practices for syllabus review and SLO verification. Through this collaborative effort, they have solidified division-specific processes that not only meet but exceed the standard set by the accreditation team. These enhanced procedures ensure a uniform approach across all academic divisions, fostering a culture of accountability and accuracy in representing SLOs to students. This concerted effort demonstrates SBVC's commitment to maintaining the integrity of its curriculum and providing clear, consistent learning expectations to its students.

SBVC has implemented comprehensive measures to address Recommendation 3 to review and revise existing processes and procedures to ensure that all distance education courses consistently provide regular and substantive interaction as defined by the College. To enhance the quality and consistency of regular and substantive interaction (RSI) in its distance education courses, the college has established a robust training framework to ensure all faculty teaching online courses are well-equipped to provide quality distance education. This includes mandatory Level 1 Distance Education (DE) training for all faculty intending to teach online, with encouraged refresher training every three years to maintain certification (A.2.4). To support this

initiative, deans receive updated lists of DE-certified faculty each semester, enabling them to make informed decisions when assigning online courses.

Furthermore, SBVC has extended its efforts beyond faculty training to include administrative support and oversight. Deans have received specialized training on RSI, best practices for course design, and methods for observing student-instructor interactions in online environments. This knowledge enhances their ability to effectively evaluate online courses and provide meaningful feedback. The college has also distributed guidelines on best practices for online instruction to all peers involved in evaluating online courses, ensuring a consistent standard of assessment. These efforts are reinforced by the establishment of required DE training within our Policies and Procedures (AP4105) (A.2.5), institutionalizing the commitment to quality online education. Additionally, SBVC has invested in the professional development of its faculty by fully funding and supporting two cohorts through a year-long ACUE certification program, further elevating the standard of online instruction across the institution.

3. How are the actions described above helping your institution deepen its practices for continuous improvement and transformation concerning the 2024 Accreditation Standards?

San Bernardino Valley College has demonstrated a commitment to fostering an educational environment that promotes student success, institutional effectiveness, and equitable outcomes for all learners. In alignment with the 2024 ACCJC standards for accreditation, SBVC has undertaken a range of initiatives designed to enhance its programs, resources, and governance structures. The following practices illustrate how the college is actively working to meet and exceed these standards across various dimensions of its operations.

Standard 1: Mission & Institutional Effectiveness: SBVC's recent revisions to our program review processes create stronger ties to the campus mission. (I.A.1, I.B.1, I.B.5) In response to feedback indicating that the previous program review process was biased and difficult to complete, the Program Review Committee led a collaborative effort to design a new process to be more inclusive and streamlined. A pilot version of All Services and Programs Institutional Resources and Engagement, or ASPIRE, was conducted in Spring 2023, with full implementation beginning in Fall 2023. The new process incorporates an annual SWOT (Strengths, Weaknesses, Opportunities, Threats) analysis for each department, emphasizing a comprehensive evaluation over a six-year timeframe. The Academic Senate approved ASPIRE on May 17, 2023 (A.3.1), and utilizes CurriQnet Meta to enhance curriculum approval, outcomes assessment, and program review, reflecting SBVC's commitment to continuous improvement and engagement across divisions.

Purchase of CurriQnet Meta to support Program Review and Outcomes processes, enhancing institutional planning, action, evaluation, and improvement. (I.B.2, I.B.4, I.B.6) San Bernardino Valley College (SBVC) adopted CurriQnet Meta to enhance its program review and outcomes assessment processes. During the transition from the previous system, the college invested in additional modules specifically designed to support these functions. The program review module was successfully implemented in 2023, and the college plans to begin implementing the outcomes assessment module in the 2024-25 academic year. This strategic adoption underscores SBVC's commitment to improving institutional planning, evaluation, and continuous improvement, aligning with its mission and institutional effectiveness goals.

Integration of equity work throughout all standards in support of the campus Mission, Vision, and Values. (I.A.3, I.B.1, I.B.3) San Bernardino Valley College has integrated equity work throughout all standards to support its Mission, Vision, and Values, reflecting a deep commitment to fostering an inclusive and equitable educational environment. This integration is exemplified by our comprehensive Student Equity Plan, which focuses on addressing disparities and promoting equitable student success across various metrics, including enrollment, retention, and completion rates. The plan emphasizes creating an environment of race consciousness and includes initiatives such as professional development for faculty and staff, equitable hiring practices, and the establishment of Diversity, Equity, Inclusion, and Anti-Racism (DEIA) committees. By

embedding equity considerations into institutional planning, evaluation, and improvement processes, SBVC aligns with its mission to promote equitable student achievement and foster a culture of inclusivity and continuous improvement. This holistic approach not only supports our core values but also strengthens its institutional effectiveness by ensuring that all students have access to the resources and opportunities necessary for success.

Standard 2: Student Success: Implementation of CurriQnet Meta for curriculum updates, ensuring clear SLOs, planning processes, equitable language, and opportunities for reflection. (II.A.2, II.A.3, II.A.11) The implementation of CurriQnet Meta at San Bernardino Valley College has significantly enhanced the process of curriculum updates, ensuring SLOs are clearly defined and aligned with institutional goals. This modern curriculum management system facilitates efficient planning processes by automating workflows and approvals, which reduces administrative burdens on faculty and allows them to focus more on teaching and student engagement. Additionally, CurriQnet Meta supports the use of equitable language throughout curriculum documents, promoting inclusivity and ensuring that course content is accessible and relevant to all students. The platform also provides opportunities for reflection and continuous improvement by enabling real-time reporting and transparent data tracking, which helps faculty and administrators evaluate and refine educational programs effectively. Through these features, SBVC can maintain a dynamic and responsive curriculum that meets the diverse needs of its student population.

Establishment of DE training for faculty. (II.A.2, II.A.7) The establishment of Distance Education training for faculty at San Bernardino Valley College was the result of a collaborative partnership among the Academic Senate, the Vice President of Instruction, and the faculty union. Recognizing the critical role that effective online teaching plays in student success, these key stakeholders worked together to develop a comprehensive training program that equips faculty with the necessary skills and knowledge to deliver high-quality online education. Through open dialogue and shared goals, they reached a consensus that such training was essential not only for enhancing the quality of distance education, but also for supporting faculty professional development. This collaborative effort underscores our commitment to fostering an environment where faculty are well-prepared to meet the evolving needs of students, ultimately contributing to improved student outcomes and satisfaction in online learning environments. By prioritizing DE training, SBVC ensures that our faculty are equipped to provide engaging, equitable, and effective instruction, aligning with the institution's mission to promote academic excellence and student achievement. This includes the provision of refresher courses for faculty to ensure continuous improvement in DE practices. (II.A.2, II.A.7, II.A.16)

Standard 3: Infrastructure & Resources: Distribution of Chromebooks and hotspots during the pandemic to ensure student access. (III.C.1, III.C.3) San Bernardino Valley College demonstrated its commitment to ensuring equitable student access during the COVID-19 pandemic through the strategic distribution of Chromebooks and hotspots. This initiative directly addressed the digital divide that many students faced when instruction shifted to remote learning. By rapidly adapting to the challenges posed by the pandemic, SBVC ensured that technology resources remained accessible to all students, regardless of their personal circumstances, thus maintaining the quality of education and support services during a critical time. The effort to address the digital divide has been evident in the improvements of our computer labs and the utilization of technology for enrollment labs and events.

Construction of new buildings to improve campus infrastructure. (III.B.1, III.B.2) San Bernardino Valley College has made significant strides in improving its campus infrastructure, largely due to the support of local voters who approved Measure CC, a \$470 million bond measure, in November 2018. This bond has enabled us to embark on several major construction projects that align with its 2016 Facilities Master Plan, demonstrating our commitment to providing state-of-the-art facilities for its students and community. Through collegial consultation and many user group meetings, stakeholders had the opportunity to contribute to the projects in support of the mission (A.3.2).

One of the most notable developments is the new Applied Technology Building, set to open in January 2025 (A.3.3). This \$101 million facility will replace the previous building constructed in 1965. The state-of-the-art building is designed with sustainability in mind, featuring zero emissions and photovoltaic technology that will contribute electricity back to the campus. It will provide cutting-edge learning spaces for programs such as electric vehicle repair, water inspection technology, modern machining, and HVAC technology.

Another significant project underway is the Career Pathways 2 (CP2) building, which will house the Allied Health and Aeronautics programs (A.3.4). This project, with a budget of \$88 million, is currently in the design phase. Additionally, SBVC is planning a new Student Services Building, demonstrating our commitment to enhancing student support facilities. This project, with a budget of \$104 million, is in the early stages of development. Construction is expected to begin in January 2024, with completion projected for April 2026.

These new buildings and renovations represent SBVC's ongoing commitment to providing high-quality educational facilities and resources to its students and the broader San Bernardino community. By investing in modern, sustainable infrastructure, we are positioning ourselves to meet the evolving needs of students and industry partners well into the future, aligning with ACCJC Standards III.B.1 and III.B.2 by ensuring that physical resources support student learning programs and services and promote institutional effectiveness.

Standard 4: Governance and Decision-Making: Inclusive process for creating the Student Equity Plan and Educational Master Plan. (IV.A.1, IV.A.2, IV.A.3) SBVC demonstrated a strong commitment to inclusive and collaborative processes in creating both the Student Equity Plan and the Educational Master Plan, aligning with ACCJC Standards IV.A.1, IV.A.2, and IV.A.3. The development of the Student Equity Plan involved diverse participation from staff, faculty, administration, and students, ensuring that a wide range of perspectives shaped the plan. Cross-functional teams were established to align equity efforts with other institutional initiatives. Input was sought from various campus groups, as required by Education Code 78220 section (b), and the planning process was grounded in thorough data analysis to target specific areas of inequity. The process also included reflection on the previous 2019-22 plan, allowing for the continuation of successful strategies while addressing areas for improvement.

Similarly, the creation of the Educational Master Plan involved broad engagement from stakeholders, including faculty, staff, administrators, students, and community partners. The planning process ensured alignment with our mission, vision, and strategic goals while integrating with other institutional plans, such as the Student Equity Plan and Guided Pathways initiatives. Open forums and workshops were conducted to gather input and feedback, and draft versions of the plan were widely shared for review and refinement. This collaborative approach not only resulted in comprehensive and effective plans but also fostered a sense of ownership and commitment among all participants, reflecting our dedication to equity, inclusion, and shared responsibility for student success.

Development of a new Governance Committee Model and Governance Handbook. (IV.A.2, IV.A.5, IV.A.7) San Bernardino Valley College is actively engaged in aligning our practices with the 2024 ACCJC standards for accreditation, demonstrating a strong commitment to institutional effectiveness, student success, resource management, and effective governance. Initiatives, such as the rebranding of program review processes as ASPIRE, the implementation of CurriQnet Meta for enhanced assessment, and the establishment of comprehensive DE training, reflect a systematic approach to ensuring that all aspects of the institution are geared toward fostering equitable student outcomes.

Moreover, SBVC's efforts in distributing essential technology during the pandemic and constructing new facilities showcase our dedication to providing the necessary infrastructure and resources for student success. The inclusive processes for developing the Student Equity Plan and the new Governance Committee Model further illustrate our commitment to transparent governance and stakeholder engagement. Collectively, these actions affirm that SBVC is not only meeting but exceeding the standards set forth by the ACCJC, positioning

itself as a leader in promoting equitable educational opportunities and continuous improvement within the community college landscape.

B. Reflections on Institution-Set Standards and Other Metrics of Student Achievement

Provide a brief response to each question below, referring to Standards 1.3 and 2.9 for additional context. You may insert graphs, charts, or other similar visuals as needed to support your narrative. Suggested length for Section B (not counting any visuals) is 3 pages.

- 1. Review the most recent ACCJC Annual Report and other meaningful metrics of student achievement. Has the institution met its floor standards? Exceeded its stretch goals? Describe any patterns or trends you see in performance against your institution-set standards and other metrics of student achievement.**

The following tables reflect ACCJC Annual Report data from 2020 through 2023 regarding SBVC's institution-set standard floors, stretch goals, and actuals over the course of the past three years. Please note that nearly all instruction and student support services were offered via online modalities during 2020-2021 due to the COVID-19 pandemic.

Course Completion Rates Compared to Institution-Set Standards

	2020-2021	2021-2022	2022-2023
Actual Completion Rates	65%	67%	69%
Floor Standard	66%	66%	67%
Stretch Goal	67%	68%	72%

In reviewing the course completion rates for the 2022-2023 academic year, SBVC has demonstrated a positive trend in meeting our floor standards but has not yet achieved our stretch goals. Over the past three years, the course completion rates have shown a gradual improvement, suggesting that our efforts to enhance student success are making a difference. However, the gap between actual performance and the stretch goals indicate areas where we can further focus our efforts to improve outcomes.

Patterns in the data suggest that while we are meeting our minimum expectations, there is room for growth to achieve higher benchmarks. This aligns with broader institutional goals outlined in our Educational Master Plan, which emphasizes eliminating barriers to student access and success. Continued focus on innovative curriculum offerings, student equity, professional development, faculty communities of practice, student learning communities, and support services will be critical in closing the gap between current course completion rates and desired outcomes and creating a sense of belonging. Additionally, addressing disparities among disproportionately impacted student groups (see below regarding disaggregated data), as identified in the Student Equity Plan, will be essential for further improving course completion rates and overall student achievement.

Number of Certificates Awarded Compared to Institution-Set Standards

	2020-2021	2021-2022	2022-2023
Actual Number of Certificates	975	1,252	1,271
Floor Standard	393	394	642
Stretch Goal	690	914	1,387

SBVC has demonstrated strong performance in awarding certificates over the past three years, consistently meeting floor standards and often exceeding stretch goals. The trend suggests that we are effectively promoting certificate completion and providing pathways for students to achieve their certificate goals. The slight year-over-year growth in the number of certificates awarded reflects our ongoing efforts to expand and enhance our certificate programs. However, the gap between actuals and stretch goals points to opportunities for further growth. Moving forward, strategic initiatives focused on increasing program visibility, enhancing student support services, and aligning certificate offerings with industry demands could help bridge the gap to meet and exceed stretch goals. Additionally, the college's dual enrollment and early college model programs will provide opportunities to complete a pathway whereby shortening the time to the completion of a certificate or degree. This approach aligns with SBVC's broader objectives of improving student outcomes and meeting the evolving needs of the community.

Number of Associate Degrees Awarded Compared to Institution-Set Standards

	2020-2021	2021-2022	2022-2023
Actual Number of Degrees	1,400	1,548	1,279
Floor Standard	1,262	1,307	1,383
Stretch Goal	1,575	1,587	1,686

Over the three-year period, SBVC initially showed strong performance in awarding associate degrees, consistently exceeding our floor standards and showing improvement in the first two years. However, the decline in the 2022-2023 academic year, where the number of degrees awarded dropped below the floor standard, suggests emerging challenges that need to be addressed, including decreased fall-to-spring and fall-to-fall persistence rates and high rates of food and/or housing insecurity (approximately 70% based on 2023 CCC #RealCollege survey data).

Renewed focus on retention initiatives, enhanced academic advising and education plans, and targeted support for students nearing degree completion could help reverse the decline in degrees awarded and realign outcomes with both floor standards and stretch goals. Student services has been working to leverage Starfish in exploring auto-awarding certificates and degrees and is in the process of solidifying a project timeline. Additionally, understanding and mitigating any external factors that may be impacting students' ability to complete their degrees, such as food and/or housing insecurities, will be crucial in maintaining and improving performance in this area.

This analysis highlights the need for ongoing assessment and strategic interventions to ensure that we not only meet our minimum expectations but also work to surpass them as we support students in reaching their educational goals. As such, retention will be an area of focus in our upcoming Strategic Enrollment Management Plan.

Steps are already being taken to support increasing the number of certificates and degrees awarded. In December 2023, the General Counseling Department held its first bi-annual graduation check, Grad Fest, event where students met with counselors to check their graduation eligibility and apply for graduation while enjoying snacks and games with their peers. Two events were held in February 2024, with over 300 students in attendance, and planning is underway for the 2025 Grad Fest (B.1.1, B.1.2). Further support was provided the first two years to include graduation regalia for all students.

In addition to the Grad Fest events, SBVC is also exploring the use of Starfish to support graduation rates and numbers of degrees and certificates awarded. With the addition of a full-time student services technician to support the expansion and use of Starfish on campus, we are able to explore the platform's capabilities in terms of the auto-awarding of degrees and certificates and/or running automated processes that will inform former

and current students that they are close to finishing a certificate or degree and provide information on the class(es) they need to complete (B.1.3).

Number of Transfers to 4-Year Institutions Compared to Institution-Set Standards

	2020-2021	2021-2022	2022-2023
Actual Number of Transfers	820	790	654
Floor Standard	747	744	731
Stretch Goal	788	808	883

Overall, SBVC has demonstrated varying levels of success in meeting its institution-set standards and goals for student transfers to four-year institutions. Over the three-year period, we initially demonstrated strong transfer outcomes, consistently exceeding our floor standards and meeting the stretch goal in 2020-2021. However, the subsequent decline, particularly the sharp drop in 2022-2023, suggests emerging challenges may have impacted students' ability or decision to transfer to 4-year institutions.

SBVC will need to analyze the factors contributing to this decline and implement targeted interventions to reverse the trend. Strengthening transfer advising, expanding partnerships with 4-year institutions, and addressing any barriers to transfer identified through student feedback and data analysis will be essential in improving transfer rates. Additionally, understanding the broader context in which these transfers are taking place, such as changes in university admissions policies or economic conditions, will be critical for developing effective strategies to improve transfers rates for our students.

Examination Pass Rates

Nursing Exam Pass Rates Compared to Institution-Set Standards

	2020-2021	2021-2022	2022-2023
Actual Pass Rates	81%	79%	73%
Floor Standard	80%	83%	78%
Stretch Goal	89%	90%	91%

SBVC has encountered challenges in meeting its floor standards and stretch goals for nursing examination pass rates over the past three academic years, with outcomes declining from 81% in 2020-2021 to 73% in 2022-2023. This trend suggests that the Nursing program is facing increased difficulties that may be affecting student preparedness and performance on the licensure exam. The recent results, particularly in the last two years, indicate that a review of the program's curriculum, instructional methods, and student support services could be beneficial. Potential contributing factors, such as changes in the exam format or external pressures related to the healthcare environment, should be considered in this analysis.

It will be important for us to focus on strategies to support improvement in pass rates. This may include enhancing academic support for nursing students, expanding clinical training opportunities, and providing additional resources for exam preparation. Additionally, gathering and analyzing feedback from students and faculty will help identify specific areas for further development within the program.

Psychiatric Technology Exam Pass Rates Compared to Institution-Set Standards

	2020-2021	2021-2022	2022-2023
Actual Pass Rates	78%	61%	56%
Floor Standard	79%	78%	69%
Stretch Goal	97%	84%	85%

As is the case with nursing examination pass rates, SBVC's Psychiatric Technician program has experienced a decline in examination pass rates. The drop from 78% in 2020-2021 to 56% in 2022-2023 indicates that the program is encountering substantial challenges that may be affecting student preparation and performance on the licensure exam. This presents an opportunity for us to conduct a thorough review of the program's curriculum, instructional strategies, and support services. By examining these areas, we can identify opportunities to better support student preparation and performance. Additionally, considering external factors, such as changes in licensure exam requirements, can provide valuable insights into how to adapt and improve the program to increase examination pass rates.

Gathering and analyzing feedback from students and faculty will be a crucial step in identifying specific areas for growth and developing effective strategies to enhance student success. By leveraging these insights and making thoughtful adjustments, we can work towards improving pass rates and achieving our goals for student examination pass rates in Psychiatric Technology.

2. When you disaggregate the data for the institution-set standards and other meaningful metrics of student achievement, what do you see related to equitable student achievement outcomes (i.e., equity gaps)? What patterns or trends excite you? What patterns or trends concern you?

Thanks, in part, to a CCCCO Institutional Effectiveness Partnership Initiative grant secured by SBVC in the spring of 2021, the Office of Research, Planning, & Institutional Effectiveness has been able to build and launch multiple dashboards that display on-demand data regarding student demographics, current enrollment and enrollment trends, multiple success metrics, course-level success rates, and term-to-term persistence rates, many of which also include flags to denote disproportionate impact. (Course-level performance dashboards with row-level security are being rolled out with support to faculty this fall to aid in their continued reflection on disaggregated data for continual improvement purposes in instruction.) This has enabled us to engage in meaningful and on-going conversations regarding our students' successes, as well as areas for further exploration and improvement.

As mentioned above, one area in which we have identified marked disproportionate impact and are concerned is course completion rates (NOTE: Course success rates by demographic categories can be found in Table 1 below.). Over the course of the past three years, Black and African American students at SBVC have been disproportionately impacted in this metric, with percentage gaps (PPGs) growing from -4% in 2020-2021 to -6% in 2022-2023. Similar trends have also been observed with regard to course success rates, increasing from 8.8% PPG in 2020-2021 to -11.9% in 2022-2023. (Students 19 years old or younger were also disproportionately impacted across all three years, with PPGs varying between -5.0% and -5.8%. Two additional demographic groups emerged as disproportionately impacted in terms of course completion rates in 2022-2023: Students 40 and older and those whose gender identity is non-binary.)

Table 1. Overall Course Success Rates

Category	2020-2021	2021-2022	2022-2023
Race			
Asian	83.5%	81.3%	81.9%
Black/African American	61.1%	60.3%	58.7%
Filipino	81.4%	77.6%	76.7%
Hispanic	68.1%	67.4%	69.4%
Native American/Alaskan Native	72.4%	73.6%	74.0%
Pacific Islander/Native Hawaiian	54.7%	64.6%	65.2%
Two or More Races	68.1%	68.1%	67.9%
Unknown/Unreported	77.0%	74.4%	71.3%
White	76.8%	73.5%	75.2%
Gender Identity			
Decline to State	72.3%	70.9%	77.1%
Female	69.7%	67.2%	68.9%
Male	67.5%	69.1%	69.8%
Non-Binary	81.9%	56.7%	52.0%
Age Group			
19 or less	65.6%	64.0%	65.9%
20-24	67.8%	66.9%	71.1%
25-29	69.9%	68.6%	71.9%
30-34	72.5%	71.3%	70.6%
35-39	74.9%	75.2%	68.0%
40-49	76.1%	75.4%	71.6%
50 or more	74.8%	76.0%	68.1%

With regard to disaggregation of course success rates, we are excited by the fact that our Hispanic/Latinx students are no longer disproportionately impacted, moving from a PPG of -2.8% in course success rates to a PPG of -1.8% in 2021-2022 and 0.4% in 2022-2023. However, our Black and African American students experienced a marked overall increase in disproportionate impact over the same period, from a PPG of -8.8% in 2020 to -11.8% in 2022-2023. Non-binary students saw an even more drastic increase in disproportionate impact in three years. In 2020-2021, non-binary students experienced the highest overall course success rates among all gender identities (81.9%); by 2022-2023, their overall success rates dropped to 52% and a PPG of -17.3% when compared to all other gender identity groups. Students 19 years old and younger were disproportionately impacted overall three years with PPGs between -5.0% and -5.8%.

Table 2 below provides disaggregated course completion data across racial, gender identity, and age groups. As mentioned in Section B above, overall course completion rates have surpassed our floor standards from Fall 2020 through Spring 2023. This trend holds true when data are disaggregated by demographic categories.

Table 2. Course Completion Rates Compared to Institution-Set Standard Floor

Category	2020-2021	2021-2022	2022-2023
Institution-Set Standard Floor	66%	66%	67%
Race			
Asian	91.4%	90.9%	92.1%
Black/African American	83.9%	84.0%	82.5%
Filipino	92.0%	90.4%	89.0%
Hispanic	87.5%	87.1%	88.3%
Native American/Alaskan Native	87.1%	92.0%	92.1%
Pacific Islander/Native Hawaiian	84.3%	88.0%	83.7%
Two or More Races	87.3%	84.8%	86.2%
Unknown/Unreported	88.4%	90.4%	88.8%
White	89.1%	88.1%	89.4%
Gender Identity			
Decline to State	88.5%	90.9%	89.2%
Female	87.6%	86.3%	87.4%
Male	87.2%	88.1%	88.5%
Non-Binary	90.6%	81.4%	76.3%
Age Group			
19 or less	88.4%	87.8%	88.4%
20-24	87.3%	87.1%	89.0%
25-29	85.8%	85.4%	88.0%
30-34	87.2%	85.5%	87.4%
35-39	87.9%	88.0%	85.9%
40-49	88.4%	87.6%	84.2%
50 or more	85.8%	87.1%	83.5%

3. What actions has your institution taken/is your institution taking in response to the patterns and trends discussed above? How will you monitor the results of these actions to inform future improvements and innovations in support of equitable student achievement?

In response to the metrics of and degree to which our Black and African American students are being disproportionately impacted, SBVC has taken several actions to center campus-wide efforts to better address the collective needs of our Black and African American students in support of their individual academic success via our primary planning documents. Under the larger umbrella of our Educational Master Plan, which addresses the overall creation of relationships with our surrounding Black and African American community to improve our support of Black and African American students, SBVC's Student Equity Plan and Guided Pathways Workplan provide integrative goals and actions in support of our Black and African American students. Both plans emphasize the importance of equity-minded professional development for faculty and staff, including opportunities such as the Equity-Minded Learning Institute (EMLI) to foster an inclusive campus environment. The plans work together to create counter-spaces where students can share their experiences and foster a sense of belonging on campus through community, which our integrated data framework approach revealed as a critical need for our Black and African American students. The Guided Pathways Workplan outlines specific approaches to enhance efforts crucial for positive outcomes among Black and African American students, including: 1) Promoting a transfer culture with racially and ethnically sensitive language and aesthetics; 2) developing mentorship programs modeled after successful learning communities; and 3) focusing on life design and career development approaches to help students make informed choices about their programs of study.

Additionally, for the first time, SBVC allocated funds to hire two full-time faculty (a coordinator and a counselor) to join our part-time counselor in the Umoja-Tumaini Program. A learning community for students interested in learning about African-American history, literature, and culture, the Umoja-Tumaini Program builds upon the ideals of unity and community. As we have learned via quantitative and qualitative data analyses, the building of community is critical to creating a sense of belong for our Black and African American students and a principal factor in their success.

To effectively monitor disproportionate impact experienced by students and our progress towards our goals and objectives in support of students, and specifically our most disproportionately impacted students, SBVC will leverage existing data dashboards (and create new dashboards as necessary) and other research findings, including qualitative measures. With visual cues, such as our “red flag” blocks to denote disproportionate impact, on dashboards, the college community is able to see with recent data *any* demographic group who is experiencing disproportionate impact; a callout box when hovering over each “red flag” provides additional information, including the number of students whose success in any given metric for that year would ameliorate the impact. These readily-available and on-demand metrics provide for on-going monitoring and discussion.

C. Reflections on Assessments of Student Learning

Provide a brief response to each question below, referring to Standards 1.3, 2.1, 2.2, and 2.9 for additional context. You may insert graphs, charts, or other similar visuals as needed to support your narrative. Suggested length for Section C (not counting any visuals) is 3 pages.

1. Review the results of learning outcomes assessment. Describe any patterns or trends related to attainment of learning outcomes observable in these data that may be relevant as you implement improvements and innovations in the design and delivery of academic programs.

San Bernardino Valley College has implemented a comprehensive approach to learning outcomes assessment, leveraging data-driven insights to enhance academic programs and improve student success. The Office of Research, Planning, and Institutional Effectiveness plays a crucial role in this process by providing row-level quantitative course outcome data that can be disaggregated by various demographic categories. This granular data, when used in conjunction with student outcomes assessment data, empowers faculty to make informed decisions about instructional strategies and curriculum design, ultimately leading to better student outcomes.

Our commitment to continuous improvement is exemplified by the new Program Review process, ASPIRE. This annual review operates on a six-year cycle, with each year focusing on a different aspect of program evaluation: Program Overview, IDEAA (Inclusion, Diversity, Equity, Anti-racism, and Accessibility), Program Currency and Demand, Productivity and Growth, Outcomes, and Reflections. The ASPIRE process provides a structured framework for departments to analyze their performance and plan for future improvements. Notably, Outcomes Assessment Analysis occurs in year five of the ASPIRE process, allowing programs to conduct a SWOT-style analysis based on outcomes data and evaluation.

The Chemistry Department's Year 1 ASPIRE report showcased their recent outcomes work, which included significant updates to curricula to incorporate diversity and equity-related topics, particularly in relation to the environment and healthcare (C.1.1). Similarly, the English Department's Year 1 ASPIRE report outlined plans to include IDEAA in their outcomes, such as evaluating course objectives and SLOs and incorporating texts that reflect the profile and needs of African American students while removing biased texts (C.1.2). These examples demonstrate how the ASPIRE process is fostering a culture of continuous improvement and equity-mindedness across academic programs at SBVC.

San Bernardino Valley College has made significant strides in our approach to learning outcomes assessment and program review, laying a strong foundation for data-driven decision-making and continuous improvement.

The implementation of the ASPIRE process and the enhanced capabilities of the RPIE office in providing disaggregated course outcome data represent important steps forward. However, we recognize that the journey towards fully integrated, equity-focused outcomes assessment is ongoing.

While the current initiatives have positioned SBVC well for future success, we also acknowledge that there is still work to be done to fully realize the potential of disaggregated outcomes data. The initial stages of this process have revealed both the promise and the complexity of such an undertaking. As SBVC continues to refine our practices and build capacity among faculty and staff, we anticipate a gradual but steady progression towards more comprehensive and nuanced use of outcomes data to inform instructional practices and program improvements.

SBVC is committed to this evolving process, recognizing that achieving the full potential of disaggregated outcomes assessment requires time, resources, and ongoing professional development. We view this as an opportunity for growth and are dedicated to continually enhancing our practices to better serve our diverse student population and meet the evolving standards of institutional effectiveness in higher education.

2. How (i.e., for what subpopulations, modalities, etc.) does your institution disaggregate its assessment results? When you review disaggregated assessment results, what patterns or trends do you see related to equitable attainment of student learning? What patterns or trends excite you? What patterns or trends concern you?

Building upon SBVC's recent efforts to enhance data accessibility and analysis, we acknowledge that previous disaggregation practices have been constrained by course-level reporting limitations and the inflexibility of data reports from the SLO Cloud system. Historically, most instructional departments primarily disaggregated data by mode of delivery. However, there have been notable exceptions where departments have explored more nuanced approaches. For instance, the Culinary Arts department's disaggregation of SLO data revealed lower success rates at the 200-course level, while the History department examined variations in student performance based on class time and duration. These examples highlight the potential benefits of more comprehensive disaggregation practices. With the new capabilities provided by the RPIE office and the ongoing professional development initiatives, SBVC is poised to expand and refine our disaggregation efforts across all departments, moving beyond basic modality distinctions to uncover deeper insights into student learning patterns and equity gaps. While general success rates have been consistent, it is acknowledged that they are not increasing. As we initiate data disaggregation, we will gain more insights for improvement.

SLO Composite Results	2021-2022	2022-2023	2023-2024
SLOS: Course Level All Courses	81%	81%	81%
SLOS: Course Level Outcomes Success Online Courses	80%	80%	80%
SLOS: Course Level Outcomes Success F2F Courses	81%	81%	81%

All Course Outcomes success is constant at 81%. The Accreditation and Outcomes Committee further explored the data by disaggregating it by modality. Success rates continue to be consistent from year to year. This trend is concerning.

SBVC has made significant strides in our approach to disaggregating assessment results, marking an important shift in how we evaluate and address student learning outcomes. While we have been conducting analysis of student success data for some time, recent efforts have expanded the scope and accessibility of disaggregated data to faculty and staff. As mentioned above, Research, Planning, and Institutional Effectiveness now provides row-level course outcome data that can be disaggregated by various demographic categories, including race/ethnicity, gender identity, age, and special populations flags. This granular data is a powerful tool that, when used in conjunction with student outcomes assessment data,

enables faculty to gain deeper insights into the performance of different student populations across various modalities of instruction.

SBVC recognizes that this enhanced access to disaggregated data represents a new frontier in outcomes assessment for many faculty members. As such, we are in the initial stages of integrating this data into our assessment practices and decision-making processes. To support this transition, SBVC has begun offering professional development opportunities aimed at helping faculty interpret and effectively utilize disaggregated data in their dialogue about student learning and instructional improvements.

While the college is excited about the potential of this new approach to drive more equitable outcomes, we also acknowledge that fully realizing this potential will take time and continued effort. The patterns and trends that emerge from this disaggregated data will provide valuable insights into areas where certain student populations may be experiencing disproportionate challenges in achieving learning outcomes. This information will be crucial in guiding targeted interventions and instructional adjustments to promote more equitable attainment of student learning across all groups.

As SBVC continues to refine its practices and build capacity among faculty and staff in utilizing disaggregated data, we anticipate a gradual but steady progression towards more comprehensive and nuanced use of outcomes data to inform instructional practices and program improvements. This evolving process represents an important step forward in SBVC's commitment to equity-minded assessment and continuous improvement in supporting student success and meeting the standards.

3. What actions has your institution taken/is your institution taking in response to the patterns and trends discussed above? How will you monitor the results of these actions to inform future improvements and innovations in support of equitable student learning?

San Bernardino Valley College is undergoing a significant cultural shift in its approach to SLO assessment, transitioning from course-level to student-level SLO data analysis. This transformation is facilitated by the implementation of CurriQnet Meta, a comprehensive platform designed to streamline the capture and analysis of critical data. The forms within Meta have been thoughtfully crafted to ensure ease of use for faculty and service area personnel, enabling them to input semester-by-semester data that provides deeper insights into patterns and trends in student learning.

To further enhance this process, SBVC is considering the addition of a reflection form within Meta. This form would allow faculty and service area staff to document their thoughts and observations after reviewing outcomes assessment and other disaggregated data. This reflective practice will play a crucial role in monitoring results and developing future improvements and innovations that support equitable student learning. Additionally, we are exploring the possibility of submitting backlogged data on SAOs into Meta, ensuring a more comprehensive historical view of student services effectiveness. The versatility of Meta will enable SBVC to gather and analyze data on both SLO and SAO assessments, providing a holistic view of institutional effectiveness. As part of this initiative, faculty are engaging in conversations to revisit and refine student-level reporting practices, ensuring that the data collected is both meaningful and actionable in the pursuit of equitable student outcomes. Through these concerted efforts, we are enabling ourselves to make data-driven decisions that will enhance the learning experience for all students and address any identified equity gaps.

D. Looking Ahead to the Next Self-Evaluation and Comprehensive Review

Provide a brief response to the question below. Suggested length for Section D is 2 pages.

Your institution will begin its next comprehensive self-evaluation in 1-2 years. What opportunities, changes, or other internal or external factors do you see on the horizon that are likely to affect the context of your self-evaluation and/or comprehensive peer review?

As San Bernardino Valley College approaches its centennial celebration in 2026, we stand at a pivotal moment in our history, poised to build upon a century of educational excellence and community impact. This milestone anniversary not only offers an opportunity for reflection, but also serves as a launching point for our vision for the next 100 years of serving its diverse community. The upcoming comprehensive self-evaluation and peer review will be shaped by this significant backdrop, allowing SBVC to showcase our rich history, enduring impact on the community, and vision for the future.

Key factors influencing SBVC's narrative and strategic direction include our enhanced partnerships with K-12 institutions, businesses, and industry leaders, which are expected to play a significant role in enhancing career pathways and curriculum relevance. Our deep roots in the community will be more evident than ever, highlighting programs and initiatives that directly address community needs and aspirations. SBVC's ongoing commitment to equity, as evidenced by initiatives like the Student Equity Plan and the Educational Master Plan, will be a central focus, demonstrating how these efforts have translated into tangible improvements in student outcomes across diverse populations.

Technological advancements across the campus will feature prominently in the self-evaluation process. These improvements encompass not only data management systems but also state-of-the-art learning technologies in classrooms and laboratories, enhanced digital infrastructure to support remote and hybrid learning modalities, and innovative tools for student support services. The adoption of new GE patterns (CalGETC) and the implementation of the Common Course Numbering (CCN) system will also significantly impact SBVC's curriculum and transfer pathways, reflecting our adaptability to state-wide initiatives. Additionally, recent and ongoing construction projects, including the new Applied Technology Building and planned Student Services Building, demonstrate our commitment to providing cutting-edge learning environments. As SBVC embarks on its next century of service, these technological and infrastructural advancements position us to meet the evolving needs of students and the broader community, ensuring the college's continued role as a pillar of educational opportunity and economic mobility in San Bernardino.

A representative sample of these opportunities is discussed below.

Cultivating Existing Opportunities

There is a joint effort between SBVC, SBCCD, and Crafton Hills College to create and use a common application for both campuses. The common application will increase students' ability to take courses at either campus without going through a separate registration process. Additionally, the District is implementing Self-Service, a web-based system designed to provide students, faculty, administrators, and others with "anytime, anywhere" access to information services.

SBVC will adopt new GE Patterns, known as CalGETC, by Fall 2025. CalGETC aims to reduce excess units, eliminate course repetitions at four-year universities, increase transfer rates, and improve coordination between California Community Colleges and four-year institutions. The transition to CalGETC will require significant efforts from faculty and staff, with the changes reflected in the 2025/2026 College Catalog. SBVC, along with all other community colleges in California, is tasked with implementing a Common Course Numbering system for all GE-required and transfer pathway courses. Faculty and staff will engage in extensive

work during the transition to ensure these new course numbers are published in the Course Catalog, aiming to enhance the transfer process for students and support informed course decisions leading to degree completion.

SBVC is utilizing Coursedog for scheduling (courses and events) and catalog development. This system aims to streamline the scheduling process and offer an innovative catalog, enhancing user experience for both faculty and students.

SBVC's application to establish a Bachelor of Arts degree in Water Resources Management has been accepted by the California Community College Chancellor's Office pending ACCJC Substantive Change approval. The Bachelor of Arts degree in Water Resources Management provides students with opportunities for advancement in various water resources management fields.

SBVC's Dual Enrollment program is growing partnership agreements in place with area high schools and charter schools. Marked increases in dual enrollments has prompted the hiring of a Director of Dual Enrollment and Educational Partnerships to further grow the program. SBVC is also working on a new K-12 program through California College and Access Pathways (CCAP) partnerships with regional school districts.

Dual Enrollments by District

	2019-2020	2020-2021	2021-2022	2022-2023
Charter Schools	14	33	46	50
Colton JUSD	42	51	25	39
Rialto USD	29	51	25	39
San Bernardino USD	1,128	1,384	1,349	1,677
Total	1,199	1,486	1,399	1,755

Aligned with Vision 2030, SBVC also focuses on expanding noncredit offerings to better serve underserved students. The Office of Instruction submitted a resource request for a Director of Noncredit Programs to build the program and collaborate with the community.

Campus Growth

SBVC is growing OEI Initiatives such as California Virtual Campus, OER, and ZTC are underutilized. The challenges presented by the pandemic slowed down the development and integration of these programs campus-wide. A small task force has been convened to work on the ZTC Implementation and ZTC Acceleration Grants. Faculty leads are being identified to lead OER/ZTC forward. In collaboration with the Academic Senate, library faculty are being identified to assist in this work with curating faculty resources. The Academic Senate has also adopted Low-Cost Textbook definitions and parameters (D.1.1).

The campus is growing with the addition of facilities and instructional spaces. The campus is particularly excited about the completion of the new Applied Technology Building in 2025. The existing technology building that was built in 1965 and long struggled to meet the needs of the campus' thriving CTE programs. A second Applied Technology Building will become a hub for allied health programs. SBVC is exploring student housing solutions.

San Bernardino Valley College is growing as an institution dedicated to equity and social justice. The campus is committed to growing programs that support student's basic needs, including mental health services and Valley 360 and services such as TimelyCare. Inclusion, Diversity, Equity, Anti-Racism, and Accessibility (IDEAA) is infused in our Educational Master Plan, strategic initiatives, and Student Equity Plan. Data dashboards make student demographic data and disproportionate impact data readily available (D.1).

Leadership

San Bernardino Valley College (SBVC) has entered a new era of leadership with the conclusion of its presidential search in Spring 2024. In July, the campus welcomed its 15th permanent President, marking a significant milestone in the college's nearly 100-year history. This leadership transition comes at a crucial time as SBVC approaches its centennial celebration in 2026, providing an opportunity to reflect on the institution's rich legacy while charting an innovative course for the future.

The new president is poised to lead SBVC with a strong foundation of equity-minded planning documents, including the Educational Master Plan, Student Equity Plan, and Enrollment Management Plan. Along with the Academic Senate president and other constituent leaders, shared governance is at the heart of the college growth. Shared governance and these guiding frameworks reflect the college's deep commitment to inclusivity, diversity, and student success. Under this new leadership, SBVC is well-positioned to address the evolving needs of its diverse student population and the broader San Bernardino community. The President's role will be pivotal in fostering a campus culture that embraces innovation, strengthens partnerships with K-12 institutions and local industries, and continues to champion initiatives that close equity gaps and enhance student outcomes. As SBVC embarks on its next century of service, this leadership transition represents an exciting opportunity to build upon the college's strengths, address challenges, and reaffirm its position as a leading institution of higher education in the Inland Empire.

SAN BERNARDINO COMMUNITY COLLEGE DISTRICT

TO: Board of Trustees

FROM: Dr. Diana Z. Rodriguez, Chancellor

REVIEWED BY: Jose F. Torres, Executive Vice Chancellor

PREPARED BY: Steven J. Sutorus, Executive Director, Business & Fiscal Services

DATE: September 12, 2024

SUBJECT: Consideration of Approval of the College and Career Access Pathways Partnership Agreement with River Springs Charter School

RECOMMENDATION

It is recommended that the Board of Trustees present, take comments from the public on, and approve the attached College and Career Access Pathways (CCAP) partnership agreement for, dual enrollment with River Springs Charter School.

OVERVIEW

In accordance with Education Code section 76004, a community college district may enter into a CCAP partnership with the governing board of a school district and/or the governing body of a charter school. The CCAP partnership agreement shall outline the terms of the partnership and shall include, but not necessarily be limited to:

- the total number of high school pupils to be served and the total number of full-time equivalent students projected to be claimed by the community college district for those pupils;
- the scope, nature, time, location, and listing of community college courses to be offered;
- and criteria to assess the ability of pupils to benefit from those courses.

The CCAP partnership agreement shall also establish protocols for information sharing, in compliance with all applicable state and federal privacy laws, joint facilities use, and parental consent for high school pupils to enroll in community college courses. The protocols shall only require a high school pupil participating in a CCAP partnership to submit one parental consent form and principal recommendation for the duration of the pupil's participation in the CCAP partnership. A community college district may have a combination of non-CCAP and CCAP dual enrollment opportunities.



ANALYSIS

The attached agreement establishes a partnership between River Springs Charter School and SBCCD to offer dual enrollment courses that provide college credit to high school students within the district's geographic boundaries. This agreement allows SBCCD to provide educational programs that are responsive to the needs of the students and communities we serve and develops a seamless pathway for students to transition from high school to community college for career technical education or transfer.

SBCCD GOALS

1. Eliminate Barriers to Student Access and Success

FINANCIAL IMPLICATIONS

As laid out in the attached, the total cost of books and instructional materials for students who enroll in a college course offered as part of this CCAP Agreement will be borne by the River Springs Charter School, and SBCCD shall include enrolled students in its report of full- time equivalent students (FTES) for purposes of receiving state apportionments.

**COLLEGE AND CAREER ACCESS PATHWAYS
A DUAL ENROLLMENT PARTNERSHIP
AGREEMENT 2024-2029**

This College and Career Access Pathways Partnership Agreement (CCAP Agreement) is between the San Bernardino Community College District (SBCCD), 550 East Hospitality Lane, Suite 200, San Bernardino, California 92408, on behalf of one of its colleges, San Bernardino Valley College ("COLLEGE"), and River Springs Charter School ("SCHOOL DISTRICT"), 27740 Jefferson Ave, Temecula, CA 92590-2698.

WHEREAS, the mission of the COLLEGE includes providing educational programs and services that are responsive to the needs of the students and communities within COLLEGE; and

WHEREAS, students who complete college credit while enrolled in high school are more likely to earn high school diplomas, to enroll in community colleges and four-year colleges, to attend post-secondary education on a full-time basis, and to complete degrees in those institutions than students without these experiences; and

WHEREAS, SCHOOL DISTRICT is a public school district serving grades 9-12 located in San Bernardino County and within the regional service area of SBCCD, unless otherwise specified and agreed to as specified in Sec. 2 (e); and

WHEREAS, SBCCD and SCHOOL DISTRICT desire to enter into this CCAP Agreement for the purpose of offering or expanding dual enrollment opportunities, consistent with the provisions of AB 288, for high school students "who may not already be college bound or who are underrepresented in higher education with the goal of developing seamless pathways from high school to community college for career technical education or preparation for transfer improving high school graduation rates, and assisting high school pupils to achieve college and career readiness" as specified in Sec. 2 (a) and "underachieving students, those from groups underrepresented in postsecondary education, those who are seeking advanced studies while in high school, and those seeking a career technical education credential or certificate." Sec. 1 (d)

WHEREAS, instruction will comply with the student selection standards, curriculum guidelines, recommendations and procedures promulgated by applicable law, the California Community College Chancellor's Office, SBCCD and COLLEGE;

NOW THEREFORE, SBCCD, the COLLEGE and SCHOOL DISTRICT agree as follows:

1. TERM OF AGREEMENT

- 1.1 The term of this CCAP Agreement shall begin on July 1, 2024, will be reviewed annually, and will remain in effect until canceled or amended by either party unless otherwise terminated in accordance with Section 19 of this Agreement.
- 1.2 This CCAP Agreement outlines the terms of the Agreement. The CCAP Agreement Appendix shall specify additional detail regarding, but not be limited to, the total number of high school students to be served and the total number of full-time equivalent students projected to be claimed by the community college district for those students; the scope, nature, time, location, and listing of community college courses to be offered; and criteria to assess the ability of pupils to benefit from those courses. The CCAP Agreement Appendix shall also establish protocols for information sharing in compliance with all applicable state and federal privacy laws, joint facilities use, and parental consent for high school pupils to enroll in community college courses. Sec. 2 (c)(I)

- 1.3 The CCAP Agreement Appendix shall identify a point of contact for the participating community college district (COLLEGE and SBCCD) and SCHOOL DISTRICT partners. Sec. 2 (c)(2)
- 1.4 A copy of the COLLEGE AND SCHOOL DISTRICT CCAP Agreement shall be filed with the office of the Chancellor of the California Community Colleges and California Department of Education before the start of the CCAP partnership. Sec. 2 (c)(3)

2. DEFINITIONS

- 2.1 CCAP Agreement Courses - Courses offered as part of this CCAP Agreement shall be community college courses acceptable towards a career technical education credential or certificate, or preparation for transfer, or appropriate to improve high school graduation rates or help high school pupils achieve college and career readiness. All community college courses offered at the SCHOOL DISTRICT have been approved in accordance with the policies and guidelines of SBCCD and applicable law. Sec. 2 (a)
- 2.2 Consistent with AB 288, this CCAP Agreement may include "underachieving students, those from groups under-represented in postsecondary education, those who are seeking advanced studies while in high school, and those seeking a career technical education credential or certificate." Sec. 1 (d)
- 2.3 Pupil or Student - A resident or nonresident student attending high school in California. Pursuant to SB 150 Concurrent enrollment in secondary school and community college: nonresident tuition exemption: Effective January 1, 2014, concurrently enrolled students (high school students enrolled in college classes) who are classified as nonresident students for tuition purposes may be eligible for the SB 150 waiver of nonresident tuition while still in high school. Students must be special admit part-time students who are attending high school in California.

3. STUDENT ELIGIBILITY, SELECTION AND ENROLLMENT, ADMISSION, REGISTRATION, MINIMUM SCHOOL DAY

- 3.1 Student Eligibility - Students who "may not already be college bound or who are under - represented in higher education, with the goal of developing seamless pathways from high school to community college for career technical education or preparation for transfer, improving high school graduation rates, and assisting high school pupils to achieve college and career readiness" Sec. 2 (a) and "underachieving students, those from groups underrepresented in postsecondary education, those who are seeking advanced studies while in high school, and those seeking a career technical education credential or certificate." Sec. 1 (d)
- 3.2 Student Selection and Enrollment - Enrollment shall be open to all eligible students as part of the CCAP Agreement who have been admitted to the COLLEGE and who meet all applicable prerequisites. Student selection criteria may be further specified in the CCAP Agreement Appendix. Applicable prerequisite courses, training, or experience and standards required as preparation for courses offered through the CCAP Agreement will be determined by COLLEGE and shall be in compliance with applicable law and SBCCD policy.

- 3.3 College Admission and Registration - Procedures for students participating in the CCAP Agreement shall be governed by the COLLEGE and shall be in compliance with the admissions and registration guidelines set forth in applicable law and SBCCD policy.
- 3.4 Student Records - It is the responsibility of the student to follow the COLLEGE process when requesting an official COLLEGE transcript for grade submission to the SCHOOL DISTRICT unless otherwise specified in the Appendix.
- 3.5 Priority Enrollment - A COLLEGE participating in this CCAP Agreement may assign priority course registration to a pupil seeking to enroll in a community college course that is required for the pupil's CCAP partnership program that is equivalent to the priority assigned to a pupil attending middle college high school as described in Section 11300 and consistent with middle college high school provisions in Section 76001. Sec. 2 (3)(g)
- 3.6 As part of a CCAP Agreement, a participating community college district shall not provide physical education* (course will not count for High School Physical Education credit) course opportunities to high school students or any other course opportunities that do not assist in the attainment of the goals associated with career technical education or preparation for transfer, improving high school graduation rates, or helping high school students achieve career and college readiness. Sec. 2 (d)
- 3.7 Students participating in a CCAP Agreement may enroll in up to a maximum of 15 units per term per conditions specified in AB 288, Sec. 2 (p)(1)(2)(3). Specifically, the units must constitute no more than four community college courses per term and be part of an academic program that is part of the Agreement designed to award students with both a high school diploma and an associate degree or certificate or a credential.
- 3.8 Minimum School Day - The SCHOOL DISTRICT shall certify that it shall teach SCHOOL DISTRICT students participating as part of a CCAP Agreement no less than the number of instructional minutes required to complete a minimum school day pursuant to Education Code §§ 46141 and 46142.

4. COLLEGE APPLICATION PROCEDURE

- 4.1 The COLLEGE will be responsible for processing student applications.
- 4.2 The COLLEGE will provide the necessary admission and registration forms and procedures and both COLLEGE and SCHOOL DISTRICT will jointly ensure that each applicant accepted has met all the enrollment requirements, including liability and medical care coverage requirements, if any.
- 4.3 The SCHOOL DISTRICT agrees to assist COLLEGE in the admission and registration of SCHOOL DISTRICT students as may be necessary and requested by COLLEGE.
- 4.4 The SCHOOL DISTRICT and COLLEGE understand and agree that successful COLLEGE admission and registration requires that each participating student has completed the COLLEGE enrollment application process.

Note: All referenced Sections from AB 288 (Education Code 760)

- 4.5 Participating students enrolled in a course offered through a CCAP Agreement shall not be assessed any fee described in the following California Education Code Sections: 49011 Pupil fees; 76060.5 Student representation fee; 76140, 76141, and 76142 Nonresident tuition and corresponding permissible "capital outlay" fee and/or "processing fee"; 76223 Transcript fees; 76300 Course enrollment fees; 76350 Apprenticeship course fees; and 79121 Child development center fees. Sec. 2 (f)(q)

5. PARTICIPATING STUDENTS

- 5.1 A high school student enrolled in a course offered through a CCAP Agreement shall not be assessed any fee that is prohibited by Education Code Section 49011 Pupil fees. See also Sec. 2 (f)(q). The governing board of a community college district participating in a CCAP partnership agreement established pursuant to this article shall exempt special part-time students described in subdivision (p) from the fee requirements in Sections 76060.5 Student representation fee; 76140, 76141 and 76142 Nonresident tuition and corresponding permissible "capital outlay" fee and/or "processing fee"; 76223 Transcript fees; 76300 Course enrollment fees; 76350 Apprenticeship course fees; and 79121 Child development center fees.
- 5.2 The total cost of books and instructional materials for SCHOOL DISTRICT students who enroll in a COLLEGE course offered as part of this CCAP Agreement will be specified in the Appendix to this Agreement. Costs will be borne by SCHOOL DISTRICT.
- 5.3 Participating students must meet all COLLEGE prerequisite requirements as established by the COLLEGE and stated in the college catalog before enrolling in a course offered as part of this CCAP Agreement.
- 5.4 Grades earned by students enrolled in courses offered as part of this CCAP Agreement will be posted on the official COLLEGE transcript. Students may submit a request for Pass/No Pass if the course is designated as such in the COLLEGE catalog.
- 5.5 Students enrolled in courses offered as part of this CCAP Agreement will be directed to the official catalog of the COLLEGE for information regarding applicable policies and procedures.
- 5.6 Students enrolled in COLLEGE courses offered as part of this CCAP Agreement will be eligible for student support services, which shall be available to them at the COLLEGE or through the SCHOOL DISTRICT. COLLEGE shall ensure that student support services, including counseling and guidance, assistance with assessment and placement, and tutoring are available to participating students at the COLLEGE. SCHOOL DISTRICTS shall ensure that support services, including counseling and guidance, and assistance with assessment and placement are available to students at the SCHOOL DISTRICT.
- 5.7 Students who withdraw from courses offered as part of this CCAP Agreement will not receive COLLEGE credit. Students must comply with, and submit appropriate information/paperwork, by all published deadlines. Transcripts will be annotated according to COLLEGE policy.

- 5.8 A course dropped within the SBCCD drop "without a W" deadline will not appear on the SCHOOL DISTRICT or the COLLEGE transcript.

6. CCAP AGREEMENT COURSES

- 6.1 A COLLEGE shall limit enrollment in a community college course solely to eligible high school students if the course is offered at a high school campus during the regular school day and the community college course is offered pursuant to a CCAP Agreement. Sec. 2 (o)(1)
- 6.2 Courses offered as part of this CCAP Agreement at the COLLEGE may not limit enrollment in the course. Sec. 2 (o)(1)
- 6.3 The COLLEGE is responsible for all courses and educational programs offered as part of CCAP Agreement regardless of whether the course and education program are offered on site at the SCHOOL DISTRICT or at the COLLEGE.
- 6.4 The scope, nature, time, location, and listing of courses offered by a COLLEGE shall be determined by COLLEGE with the approval of the Governing Board and will be recorded in the Appendix to this Agreement. Sec. 2 (c)(I)
- 6.5 Courses offered as part of a CCAP Agreement either at the COLLEGE or SCHOOL DISTRICT shall be jointly reviewed and approved.
- 6.6 Courses offered as part of this CCAP Agreement at the SCHOOL DISTRICT shall be of the same quality and rigor as those offered on COLLEGE campus and shall be in compliance with COLLEGE academic standards.
- 6.7 Courses offered as part of this CCAP Agreement at the SCHOOL DISTRICT shall be listed in the COLLEGE catalog with the same department designations, course descriptions, numbers, titles, and credits.
- 6.8 Courses offered as part of this CCAP Agreement at the SCHOOL DISTRICT shall adhere to the official course outline of record and the student learning outcomes established by the associated COLLEGE academic department.
- 6.9 Courses offered as part of this CCAP Agreement will comply with all applicable regulations, policies, procedures, prerequisites and standards applicable to SBCCD and COLLEGE as well as any corresponding policies, practices, and requirements of the SCHOOL DISTRICT. In the event of a conflict between SBCCD and/or COLLEGE course related regulations, policies, procedures, prerequisites and standards and SCHOOL DISTRICT policies, practices and requirements, the SBCCD regulations, policies, procedures, prerequisites, and standards, shall prevail.
- 6.10 Site visits and instructor evaluations by one or more representatives of the COLLEGE and or SBCCD shall be permitted by the SCHOOL DISTRICT to ensure that courses offered as part of this CCAP Agreement in the SCHOOL DISTRICT are the same as the courses offered on the COLLEGE campus and in compliance with SBCCD academic standards.

- 6.11 A student's withdrawal prior to completion of a course offered as part of this CCAP Agreement shall be in accordance with SBCCD and COLLEGE guidelines, policies, pertinent statutes and regulations.
- 6.12 Supervision and evaluation of students enrolled in courses offered as part of this CCAP Agreement shall be in accordance with SBCCD guidelines, policies, pertinent statutes, and regulations.
- 6.13 COLLEGE has the sole right to control and direct the instructional activities of all SBCCD instructors.
- 6.14 This CCAP Agreement certifies that any remedial course taught by community college faculty at a partnering high school campus shall be offered only to high school students who do not meet their grade level standard in math, English, or both on an interim assessment in grade 10 or 11, as determined by the partnering SCHOOL DISTRICT, and shall involve collaborative effort between the SCHOOL DISTRICT and the COLLEGE to deliver an innovative remediation course as an intervention in the student's junior or senior year to ensure the student is prepared for college-level work upon graduation. Sec. 2 (n)

7. INSTRUCTOR(S)

- 7.1 All instructors teaching COLLEGE courses offered as part of this CCAP Agreement must meet the minimum qualifications for instruction in a California community college as set forth in Title 5 California Code of Regulations, Sections 53410 and 58060 or as amended and be hired by SBCCD.
- 7.2 Instructors who teach COLLEGE courses shall comply with the fingerprinting requirements set forth in Ed Code § 45125 or as amended and the tuberculosis testing and risk assessment requirements of California Health and Safety Code § 121525 or as amended. In addition to any other prohibition or provision, no person who has been convicted of a violent or serious felony shall be eligible to teach any courses offered as part of this CCAP Agreement or otherwise provide services on a SCHOOL DISTRICT site.
- 7.3 The COLLEGE shall determine the number of instructors, the ratio of instructors to students, and the subject areas of instruction, subject to approval by SBCCD.

8. ASSESSMENT OF LEARNING AND CONDUCT

- 8.1 Students enrolled in COLLEGE courses offered as part of this CCAP Agreement at the SCHOOL DISTRICT shall be held to the same standards of achievement as students in courses taught on the COLLEGE campus.
- 8.2 Students enrolled in COLLEGE courses offered as part of this CCAP Agreement at the SCHOOL DISTRICT shall be held to the same grading standards as those expected of students in courses taught on the COLLEGE campus.
- 8.3 Students enrolled in COLLEGE courses offered as part of this CCAP Agreement at the SCHOOL DISTRICT shall be assessed using the same methods (e.g., papers, portfolios, quizzes, labs, etc.) as students in courses taught on the COLLEGE campus.

- 8.4 Students enrolled in COLLEGE courses offered as part of this CCAP Agreement at the SCHOOL DISTRICT shall be held to the same behavioral standards as those expected of students in courses taught on the COLLEGE campus.

9. LIAISON AND COORDINATION OF RESPONSIBILITIES

- 9.1 The COLLEGE shall appoint an educational administrator, to be specified in the Appendix to this CCAP Agreement, who will serve as point of contact to facilitate coordination and cooperation between COLLEGE and SCHOOL DISTRICT in conformity with SBCCD policies and standards. Sec. 2 (c)(2)
- 9.2 The SCHOOL DISTRICT shall appoint an educational administrator, to be specified in the Appendix to this CCAP Agreement, who will serve as point of contact to facilitate coordination and cooperation between the SCHOOL DISTRICT and COLLEGE in conformity with SCHOOL DISTRICT policies and standards. Sec. 2 (c)(2)
- 9.3 The COLLEGE will provide SCHOOL DISTRICT personnel with reasonable assistance, direction and instruction in how to fulfill their responsibilities under this CCAP Agreement, including conducting appropriate student assessments, outreach/recruitment activities and compliance with SBCCD policy and COLLEGE procedures and academic standards.
- 9.4 The SCHOOL DISTRICT shall provide personnel to perform clerical services and services associated with student outreach and recruitment activities, student assessment and college applications, the enrollment of eligible students and other related services as deemed necessary.
- 9.5 The SCHOOL DISTRICT's personnel will perform services specified in 9.4 as part of their regular assignment. SCHOOL DISTRICT personnel performing these services will be employees of SCHOOL DISTRICT, subject to the authority of SCHOOL DISTRICT, but will also be subject to the direction of COLLEGE, specifically with regard to their duties pertaining to the COLLEGE courses.
- 9.6 This CCAP Agreement requires an annual report provided by COLLEGE as specified in the Appendix, to the office of the Chancellor of the California Community Colleges by each participating COLLEGE and SCHOOL DISTRICT on all the following information: Sec. 2 (t)(l)(A-O)
- The total number of high school students by school site enrolled in each partnership, aggregated by gender and ethnicity, and reported in compliance with all applicable state and federal privacy laws. Sec. 2 (t)(l)(A)
 - The total number of community college courses by course category and type and by school site enrolled in by CCAP partnership participants. Sec. 2 (t)(l)(B)
 - The total number and percentage of successful course completions, by course category and type and by school site, of CCAP partnership participants. Sec. 2 (t)(C)

- The total number of full-time equivalent students generated by CCAP partnership community college district participants. Sec. 2 (t)(I)(D)

10. APPORTIONMENT

- 10.1 SBCCD shall include the students enrolled in a CCAP Agreement course in its reports of full-time equivalent students (FTES) for purposes of receiving state apportionments when the course(s) complies with current requirements for dual enrollment under applicable California law.
- 10.2 For purposes of allowances and apportionments from Section B of the State School Fund, a community college district conducting a closed course on a high school campus shall be credited with those units of full-time equivalent students attributable to the attendance of eligible high school pupils. Sec. 2 (o)(2)
- 10.3 The SCHOOL DISTRICT agrees and acknowledges that SBCCD will claim apportionment for the SCHOOL DISTRICT(S) students enrolled in community college course(s) under this CCAP Agreement. SCHOOL DISTRICT shall not receive a state allowance or apportionment for an instructional activity for which the partnering district has been, or shall be, paid an allowance or apportionment. Sec. 2 (r)
- 10.4 The attendance of a high school pupil at a community college as a special part-time or full-time student pursuant to this section is authorized attendance for which the community college shall be credited or reimbursed pursuant to Section 48802 or 76002, provided that no school district has received reimbursement for the same instructional activity. Sec. 2 (s)
- 10.5 Effective January 1, 2017, AB 2364, amended California Education Code 76140 to exempt specific nonresident students who live and attend high school in California from nonresident tuition for community college dual enrollment coursework. With the passage of AB 2364 Districts are allowed to claim apportionment for students eligible for nonresident tuition exemption.

11. CERTIFICATIONS

- 11.1 The SCHOOL DISTRICT certifies that the direct education costs of the courses offered as part of this CCAP Agreement are not being fully funded through other sources.
- 11.2 SBCCD certifies that it has not received full compensation for the direct education costs for the conduct of the courses offered as part of this CCAP Agreement from other sources.
- 11.3 The SCHOOL DISTRICT agrees and acknowledges that SBCCD will claim apportionment for the SCHOOL DISTRICT students enrolled in community college course(s) under this CCAP Agreement.
- 11.4 This CCAP Agreement certifies that any COLLEGE instructor teaching a course on a SCHOOL DISTRICT campus has not been convicted of any sex offense as defined in Ed Code § 87010 or as amended, or any controlled substance offense as defined in Ed Code § 87011 or as amended. Sec. 2 (h)

11.5 This CCAP Agreement certifies that any community college instructor teaching a course at the partnering high school campus has not displaced or resulted in the termination of an existing high school teacher teaching the same course on that high school campus. Sec. 2 (i)

11.6 The COLLEGE certifies that:

- A community college course offered for college credit at the participating SCHOOL DISTRICT does not reduce access to the same course offered at the partnering COLLEGE. Sec. 2 (k)(1)
- A community college course that is oversubscribed or has a waiting list shall not be offered or included in this Agreement. Sec. 2 (k)(2)
- The Agreement is consistent with the core mission of the COLLEGE pursuant to Section 66010.4, and that students participating in this Agreement will not lead displacement of otherwise eligible adults at the COLLEGE. Sec. 2 (k)(3)

11.7 This Agreement certifies that the SCHOOL DISTRICT and COLLEGE comply with local collective bargaining agreements and all state and federal reporting requirements regarding the qualifications of the faculty member teaching a CCAP Agreement course offered for high school credit. Sec. 2 (I)

12. PROGRAM IMPROVEMENT

12.1 The COLLEGE and the SCHOOL DISTRICT may annually conduct surveys of participating SCHOOL DISTRICT pupils, instructors, principals, and guidance counselors for the purpose of informing practice, making adjustments, and improving the quality of courses offered as part of this CCAP Agreement.

13. RECORDS

13.1 Permanent records of student attendance, grades and achievement will be maintained by SCHOOL DISTRICT for SCHOOL DISTRICT students who enroll in a course(s) offered as part of this CCAP Agreement. Permanent records of student enrollment, grades and achievement for COLLEGE students shall be maintained by COLLEGE.

13.2 Each party shall maintain records pertaining to this CCAP Agreement as may be required by federal and state law. Each party may review and obtain a copy of the other party's pertinent records subject to federal and state privacy statutes.

14. REIMBURSEMENT

14.1 The financial arrangements implied herein may be adjusted annually by a duly adopted written Appendix to this CCAP Agreement.

15. FACILITIES

15.1 The SCHOOL DISTRICT will provide adequate classroom space at its facilities, or other mutually agreed upon location, to conduct the instruction and do so without charge to SBCCD or students. SCHOOL DISTRICT agree to clean, maintain, and safeguard the

SCHOOL DISTRICT's premises. SCHOOL DISTRICT warrant that its facilities are safe and compliant with all applicable building, fire, and safety codes.

- 15.2 The SCHOOL DISTRICT will furnish, at its own expense, all course materials, specialized equipment, books and other necessary equipment for all SCHOOL DISTRICT students. The parties understand that such equipment and materials are SCHOOL DISTRICT's sole property. The instructor shall determine reasonable books and materials to be used during each course offered as part of this CCAP Agreement. SCHOOL DISTRICT understand that no equipment or materials fee may be charged to students except as may be provided for by Education Code 49011.
- 15.3 The COLLEGE facilities may be used subject to mutual agreement by the parties as expressed in the Appendix to this Agreement.

16. INDEMNIFICATION

- 16.1 The SCHOOL DISTRICT agrees to and shall indemnify, save and hold harmless the COLLEGE and SBCCD and its governing board, officers, employees, administrators, independent contractors, subcontractors, agents and other representatives from any and all claims, demands, liabilities, costs, expenses, damages, causes of action, losses, and judgments, arising out of SCHOOL DISTRICT's performance of this Agreement. The obligation to indemnify shall extend to all claims and losses that arise from the negligence of the SCHOOL DISTRICT, its officers, employees, independent contractors, subcontractors, agents and other representatives.
- 16.2 The SBCCD agrees to and shall indemnify, save and hold harmless the SCHOOL DISTRICT and its governing board, officers, employees, administrators, independent contractors, subcontractors, agents and other representatives from any and all claims, demands, liabilities, costs, expenses, damages, causes of action, losses, and judgments, arising out of SBCCD and COLLEGE'S performance of this Agreement. The obligation to indemnify shall extend to all claims and losses that arise from the negligence of the SBCCD and COLLEGE its officers, employees, independent contractors, subcontractors, agents and other representatives.

17. INSURANCE

- 17.1 The SCHOOL DISTRICT, in order to protect the SBCCD, its agents, employees and officers against claims and liability for death, injury, loss and damage arising out of or in any manner connected with the performance and operation of the terms of this agreement, shall secure and maintain in force during the entire term of this agreement, insurance coverage or an approved program of self-insurance in the amount of not less than ONE MILLION DOLLARS (\$1,000,000) per incident, and property damage insurance of not less than ONE HUNDRED THOUSAND DOLLARS (\$100,000) per accident with an admitted California insurer duly licensed to engage in the business of insurance in the State of California, or public entity risk management Joint Powers Authority, authorized to provide public liability and property damage insurance in the state of California. Said policy of insurance, insurance coverage through a public entity risk management JPA or program of self-insurance shall expressly name the COLLEGE and SBCCD, its agents, employees and officers as an additional insured for the purposes of this Agreement. A certificate of insurance including such endorsement shall be furnished to the COLLEGE and to SBCCD

- 17.2 For the purpose of Workers' Compensation, SCHOOL DISTRICT shall be the "primary employer" for all its personnel who perform services as instructors and support staff. SCHOOL DISTRICT shall be solely responsible for processing, investigating, defending, and paying all workers' compensation claims by their respective SCHOOL DISTRICT personnel made in connection with performing services and receiving instruction under this Agreement. SCHOOL DISTRICT agree to hold harmless, indemnify, and defend COLLEGE and SBCCD, its directors, officers, agents, and employees from any liability resulting from its failure to process, investigate, defend, or pay any workers' compensation claims by SCHOOL DISTRICT personnel connected with providing services under this Agreement. SCHOOL DISTRICT are not responsible for non-School DISTRICT personnel who may serve as instructors or students who are not affiliated with the SCHOOL DISTRICT.

18. NON-DISCRIMINATION

- 18.1 Neither the SCHOOL DISTRICT nor the COLLEGE and SBCCD shall discriminate on the basis of race or ethnicity, gender, nationality, physical or mental disability, sexual orientation, religion, or any other protected class under California State or federal law.

19. TERMINATION

- 19.1 Either party may terminate this Agreement by giving written notice specifying the effective date and scope of such termination. The termination notice must be presented by January 15 for the following fall semester and by September 1 for the following spring semester. Written notice of termination of this Agreement shall be addressed to the responsible person listed in Section 20 below.

20. NOTICES

- 20.1 Any and all notices required to be given hereunder shall be deemed given when personally delivered or deposited in the U.S. Mail, postage to be prepaid, to the following addresses:

COLLEGE
 San Bernardino Valley College
 701 South Mount Vernon Avenue
 San Bernardino, CA 92410
 Attn: Patricia Quach

SBCCD
 San Bernardino Community College District
 550 East Hospitality Lane, Suite 200,
 San Bernardino, California 92408
 Attn: Steve Sutorous

SCHOOL DISTRICT
 River Springs Charter School
 27740 Jefferson Ave.
 Temecula, CA 92590-2698
 Attn: Kathleen Hermsmeyer
 Attn: Tanya Rogers

21. INTEGRATION

- 21.1 This CCAP Agreement sets forth the entire agreement between the Parties relating to the subject matter of this CCAP Agreement. All agreements or representations, express or implied, oral or written, of the Parties with regard to the subject matter hereof are incorporated into this Agreement.

22. MODIFICATION AND AMENDMENT

- 22.1 No modifications or amendments of any of the terms or provisions of this CCAP Agreement shall be binding unless made in writing and signed by the Parties.

23. GOVERNING LAWS

- 23.1 This agreement shall be interpreted according to the laws of the State of California.

24. COMMUNITY COLLEGE DISTRICT BOUNDARIES

- 24.1 For locations outside the geographical boundaries of SBCCD, COLLEGE will comply with the requirements of Title 5 of the California Code of Regulations, Sections 53000 et seq. or as amended, concerning approval by adjoining high school or community college districts and use of non-district facilities.

25. SEVERABILITY

- 25.1 This CCAP Agreement shall be considered severable, such that if any provision or part of the CCAP Agreement is ever held invalid under any law or ruling, that provision or part of the CCAP Agreement shall remain in force and effect to the extent allowed by law, and all other provisions or parts shall remain in full force and effect.

26. COUNTERPARTS

- 26.1 This CCAP Agreement may be executed by the parties in separate counterparts, each of which when so executed and delivered shall be an original, but all such counterparts shall together constitute one and the same instrument.

Executed on (date)

By: _____

Kathleen Hermsmeyer
Superintendent
River Springs Charter School
27740 Jefferson Ave.
Temecula, CA 92590-2698

By: _____

Tanya Rogers
Assistant Superintendent
River Springs Charter School
27740 Jefferson Ave.
Temecula, CA 92590-2698

By: _____

Steven Sutorous
Executive Director
San Bernardino Community College District
550 E. Hospitality Lane
San Bernardino, CA 92408

APPENDIX

COLLEGE AND CAREER ACCESS PATHWAYS (CCAP) A DUAL ENROLLMENT PARTNERSHIP AGREEMENT

WHEREAS, the College and Career Access Pathways Partnership Agreement (CCAP Agreement) is between ("COLLEGE") a college of the San Bernardino Community College District (SBCCD), 550 E. Hospitality Lane, San Bernardino, California 92408, and River Springs Charter School ("SCHOOL DISTRICT"), 27740 Jefferson Ave, Temecula, CA 92590-2698.

WHEREAS, the COLLEGE and the SCHOOL DISTRICT agree to record COLLEGE and SCHOOL DISTRICT specific components of the CCAP Agreement using the Appendix for purposes of addressing mandated reporting requirements to include, but not limited to, the total number of high school students to be served and the total number of full-time equivalent students projected to be claimed by the community college district for those students; the scope, nature, time, location, and listing of community college courses to be offered; and criteria to assess the ability of pupils to benefit from those courses; and Sec. 2 (c)(1)

WHEREAS, the CCAP Agreement Appendix shall also be used to record protocols for information sharing in compliance with all applicable state and federal privacy laws, joint facilities use, and parental consent for high school pupils to enroll in community college courses; and Sec. 2 (c)(1)

WHEREAS, participation in the CCAP Agreement is consistent with the core mission of the community colleges pursuant to Section 66010.4, and that pupils participating in a CCAP Agreement will not lead to enrollment displacement of otherwise eligible adults in the community college;
Sec. 2 (k)(3)

NOW THEREFORE, SBCCD, the COLLEGE and SCHOOL DISTRICT agree as follows:

1. CCAP AGREEMENT

- 1.1. COLLEGE and SCHOOL DISTRICT shall ensure that two public (informational and adoption) meetings are held in the review and approval of this CCAP Agreement. Sec. 2 (b)
- 1.2. COLLEGE shall file this CCAP Agreement with the office of the Chancellor of the California community colleges prior to the start of the partnership. Sec. 2 (c)(2)
- 1.3. COLLEGE and SCHOOL DISTRICT shall review and establish new or amended CCAP Agreements annually on or before March 1 and follow the protocols set forth in (a) and (b) of this section.
- 1.4. SBCCD, COLLEGE and SCHOOL DISTRICT point of contact: Sec. 2 (c)(2)

LOCATION	NAME	TELEPHONE	EMAIL
SBCCD	Steve Sutorus	909-382-4031	ssutorus@sbccd.cc.ca.us
COLLEGE	Patricia Quach	909-384-8996	pquach@sbccd.cc.ca.us
SCHOOL DISTRICT	Kathleen Hermsmeyer		

	Tanya Rogers		

2. STUDENT SELECTION

- 2.1. SCHOOL DISTRICT shall certify that all participating students meet the minimum school day reporting requirements as specified in California Education Code 46114 and 41146. In all circumstances the COLLEGE shall claim allowable FTES for the enrollment of high school students in a CCAP Agreement community college course.
- 2.2. SCHOOL DISTRICT shall select students consistent with the intent of AB 288 to include: high school students "who may not already be college bound or who are underrepresented in higher education with the goal of developing seamless pathways from high school to community college for career technical education or preparation for transfer improving high school graduation rates, and assisting high school pupils to achieve college and career readiness" Sec. 2 (a) and "underachieving students, those from groups underrepresented in postsecondary education, those who are seeking advanced studies while in high school, and those seeking a career technical education credential or certificate." Sec. 1 (d)
- 2.3. COLLEGE and SCHOOL DISTRICT shall certify that participating students will have a signed parental consent form on file with the COLLEGE. Preamble and Sec. 2 (c)(1)
- 2.4. COLLEGE and SCHOOL DISTRICT shall certify that participating students may enroll in up to a maximum of 15-unit load per term, the units may not constitute more than four courses per term, the units are part of an academic (educational) program identified as part of this CCAP Agreement and the units are part of an academic (educational) program designed to award students both a high school diploma and an associate degree or a certificate or credential. Sec. 2 (p)(1-3)

3. CCAP AGREEMENT EDUCATIONAL PROGRAM(S) AND COURSE(S)

- 3.1. COLLEGE is responsible for all educational program(s) and course(s) and offered as part of this CCAP Agreement whether the educational program(s) and course(s) are offered at the SCHOOL DISTRICT or the COLLEGE.

4. CCAP AGREEMENT PROGRAM YEAR 2024-2029 - COLLEGE has identified the following: program year, educational program(s) and course(s) to be offered at the said date, time and location; term; number of sections; the total number of students to be served and projected FTES; and the instructor and employer of record.

PROGRAM YEAR: COLLEGE: 2024-2029
 EDUCATIONAL PROGRAM: San Bernardino Valley College
 SCHOOL DISTRICT: River Springs Charter School
 HIGH SCHOOL(S): Springs Charter (Riverside)

TOTAL NUMBER OF STUDENTS TO BE SERVED: 25

TOTAL PROJECTED FTES: 19.71428571

	COURSE NUMBER	TERM	NO. OF SECTION	TIME	DAYS/HOURS	INSTRUCTOR	EMPLOYER OF RECORD*	LOCATION
	021	2024FA	1	TBD	TBD	TBD	SBCCD	Springs Charter
	100	2024FA	1	TBD	TBD	TBD	SBCCD	Springs Charter
	022	2025SP	1	TBD	TBD	TBD	SBCCD	Springs Charter
	046	2025FA	1	TBD	TBD	TBD	SBCCD	Springs Charter
	025	2026SP	1	TBD	TBD	TBD	SBCCD	Springs Charter
	026	2026FA	1	TBD	TBD	TBD	SBCCD	Springs Charter
	024	2027SP	1	TBD	TBD	TBD	SBCCD	Springs Charter

**Pursuant to SBCCD Business Procedure 2.02, Instruction Service submit an ISA if the Employer of Record is the School District for the instructor teaching the course(s) listed.*

Required: Describe the criteria used to assess the ability of pupils to benefit from the course(s) offered (Sec. 2 (c)(1):

Evaluation of high school transcript to determine progress toward high school diploma. Recommendations from high school teachers and counselor regarding academic and socio/emotional readiness to succeed in a college environment.

5. MANDATED ANNUAL STATE REPORTING

- 5.1. COLLEGE and SCHOOL DISTRICT shall ensure accurate and timely reporting of the total number of full-time equivalent students generated by CCAP partnership community college district participants.
- 5.2. COLLEGE and SCHOOL DISTRICT shall report the annual total number of unduplicated high school student headcount by school site enrolled in each CCAP Agreement are aggregated by gender and ethnicity and reconciled on or before date established by the district and shall be reported annually in compliance with all applicable state and federal privacy laws. SBCCD shall annually report the student data to the office of the Chancellor of the California Community Colleges. Sec. 2 (t) (l)(A)
- 5.3. COLLEGE and SCHOOL DISTRICT shall report the annual total number of community college courses by category and type and by school site enrolled in by this CCAP Agreement. Sec. 2 (t) (l)(B)
- 5.4. COLLEGE and SCHOOL DISTRICT shall report the annual total number of the unduplicated high school student headcount and the percentage of successful course completions, by course category and type and by school site. Sec. 2 (t)(l)(C)
- 5.5. COLLEGE and SCHOOL DISTRICT shall report the annual total number of full-time equivalent students generated by this CCAP Agreement. Sec. 2 (t)(l)(D)
- 5.6. COLLEGE and SCHOOL DISTRICT shall ensure that the point of contact for each site establish protocols for the collection and dissemination of participating student data each semester within 30 days of the end of the term.

6. CCAP AGREEMENT DATA MATCH AND REPORTING

- 1.1. COLLEGE and SCHOOL DISTRICT shall ensure operational protocols consistent with the collection of participating student data and the timely submission of the data.
- 6.1. COLLEGE shall report all program and participating student data to the office of the Chancellor of the California Community Colleges.

7. PRIVACY OF STUDENT RECORDS

- 7.1. COLLEGE and SCHOOL DISTRICT understand and agree that education records of students enrolled in the CCAP course and personally identifiable information contained in those educational records are subject to the Family Educational Rights and Privacy Act (FERPA) 20 U.S.C. § 1232g; 34 C.F.R. Part 99, including the disclosure provisions of § 99.30 and state law as set forth in Education Code §§ 49064 and 49076). COLLEGE and SCHOOL DISTRICT agree to hold all student education records generated pursuant to this CCAP Agreement in strict confidence, and fullher agrees not to re-disclose such records except as authorized by applicable law or regulation or by the parent or guardian's prior written consent. (34 C.F.R. § 99.33 (a), (b); 34 C.F.R. § 99.34(b) and Education Code §§ 49064 and 49076.)

- 7.2. Limitation on Use. COLLEGE and SCHOOL DISTRICT shall use each student education record that he or she may receive pursuant to this CCAP Agreement solely for a purpose(s) consistent with his or her authority to access that information pursuant to Federal and State law, as may be as applicable. (34 C.F.R. § 99.31, 34 C.F.R. § 99.34, and Education Code§ 49076.)
- 7.3. Recordkeeping Requirements. COLLEGE and SCHOOL DISTRICT shall comply with the requirements governing maintenance of records of each request for access to and each disclosure of student education records set forth under Title 34, Code of Federal Regulations§ 99.32 and under Education Code§ 49064 as applicable.
- 7.4. Acknowledgement of Receipt of Notice of FERPA Regulations. By signature of its authorized representative or agent on this Agreement, COLLEGE and SCHOOL DISTRICT hereby acknowledges that it has been provided with the notice required under 34 C.F.R. § 99.33(d) that it is strictly prohibited from re-disclosing student education records to any other person or entity except as authorized by applicable law or regulation or by the parent or guardian's prior written consent.

8. FACILITIES USE

- 8.1. COLLEGE and SCHOOL DISTRICT shall adhere to the terms outlined in Section 15, Facilities, of this CCAP Agreement.
- 8.2. COLLEGE, as part of Section 15.3 of this CCAP Agreement, shall extend access and use of the following COLLEGE facilities.

9. INSURANCE

- 9.1. The SBCCD, in order to protect the SCHOOL DISTRICT, its agents, employees and officers against claims and liability for death, injury, loss and damage arising out of or in any manner connected with the performance and operation of the terms of this agreement, shall secure and maintain in force during the entire term of this agreement, insurance coverage or an approved program of self-insurance in the amount of not less than ONE MILLION DOLLARS (\$1,000,000) per incident, and property damage insurance of not less than ONE HUNDRED THOUSAND DOLLARS (\$100,000) per accident with an admitted California insurer duly licensed to engage in the business of insurance in the State of California, or public entity risk management Joint Powers Authority, authorized to provide public liability and property damage insurance in the state of California. Said policy of insurance, insurance coverage through a public entity risk management JPA or program of self-insurance shall expressly name the SCHOOL DISTRICT, its agents, employees and officers as an additional insured for the purposes of this Agreement. A certificate of insurance including such endorsement shall be furnished to the SCHOOL DISTRICT.
- 9.2. For the purpose of Workers' Compensation, COLLEGE and SBCCD shall be the "primary employer" for all its personnel who perform services as instructors and support staff. COLLEGE and/or SBCCD shall be solely responsible for processing, investigating, defending, and paying all workers' compensation claims by their respective personnel made in connection with performing services and receiving instruction under this Agreement. COLLEGE AND SBCCD agree to hold harmless,

indemnify, and defend SCHOOL DISTRICT, its directors, officers, agents, and employees from any liability resulting from its failure to process, investigate, defend, or pay any workers' compensation claims by COLLEGE and/or SBCCD personnel connected with providing services under this Agreement. COLLEGE and SBCCD are not responsible for non- COLLEGE and/or non-SBCCD personnel who may serve as instructors or students who are not affiliated with the COLLEGE and/or SBCCD.

SAN BERNARDINO COMMUNITY COLLEGE DISTRICT

TO: Board of Trustees

FROM: Dr. Diana Z. Rodriguez, Chancellor

REVIEWED BY: Dr. Diana Z. Rodriguez, Chancellor

PREPARED BY: Kristina Hannon, Vice Chancellor, Human Resources, Payroll, Police Services, and Health and Safety Administration

DATE: September 12, 2024

SUBJECT: Consideration of Approval to Conduct a Public Hearing and Acknowledge Initial Proposals to Reopen Negotiations between the SBCCDTA and SBCCD

RECOMMENDATION

1. It is recommended that the President of the Board of Trustees open a hearing for public comment on the initial proposals to reopen negotiations between SBCCDTA and SBCCD as listed below, and following any comments from the public, the Chair of the Board of Trustees close the hearing:
 - Article 10: Wages;
 - Article 11: Health and Welfare Benefits;
 - Article 13: Workload;
 - As proposed by SBCCD, Article 16: Evaluation Procedure; and
 - As proposed by the SBCCDTA, Article 4: Dues Deductions and Organizational Security.
2. It is further recommended that, having conducted the public hearing pursuant to Government Code 3547, the Board of Trustees acknowledge these proposals, and the parties commence negotiations.

OVERVIEW

Government Code 3547 requires that all initial proposals for collective bargaining be presented at a public meeting. This is commonly known as *sunshining*.

In May 2022, SBCCD and the SBCCDTA entered into an agreement for the period July 1, 2022, through June 30, 2025. Article 29 of that agreement allows for the reopening of negotiations for Articles 10: Wages and Article 11: Health and Welfare Benefits and Related Appendices in each year of the agreement. It also allows that each party may elect to reopen two additional articles every year. In addition, SBCCD and the SBCCDTA agree to continue working on Article 13: Workload.



ANALYSIS

This board item makes public the proposal to negotiate the three previously agreed upon articles as well as one additional reopener for the SBCCDTA and one for SBCCD. One reopener remains available to the SBCCDTA during the 2024-25 academic year and one reopener remains available to SBCCD.

SBCCD GOALS

1. Eliminate Barriers to Student Access and Success
2. Be a Diverse, Equitable, Inclusive, and Anti-Racist Institution
4. Ensure Fiscal Accountability/Sustainability

FINANCIAL IMPLICATIONS

There are no financial implications associated with this Board item.

SAN BERNARDINO COMMUNITY COLLEGE DISTRICT

TO: Board of Trustees

FROM: Dr. Diana Z. Rodriguez, Chancellor

REVIEWED BY: Jose F. Torres, Executive Vice Chancellor

PREPARED BY: Steven J. Sutorus, Executive Director, Business & Fiscal Services

DATE: September 12, 2024

SUBJECT: Consideration of Approval to Conduct a Public Hearing on the 2024-25 Final Budget

RECOMMENDATION

It is recommended that the Chair of the Board of Trustees open a public hearing on the 2024-25 Final Budget, and following any comments from the public, the Chair of the Board of Trustees close the hearing.

OVERVIEW

SBCCD is required to hold a public hearing prior to the adoption of the final budget each year.

ANALYSIS

Title 5, Section 58301 requires the Board of Trustees to hold a public hearing prior to adopting the final budget for the fiscal year.

SBCCD GOALS

1. Eliminate Barriers to Student Access and Success
2. Be a Diverse, Equitable, Inclusive, and Anti-Racist Institution
3. Be a Leader and Partner in Addressing Regional Issues
4. Ensure Fiscal Accountability/Sustainability

FINANCIAL IMPLICATIONS

There are no financial implications associated with this item.



SAN BERNARDINO COMMUNITY COLLEGE DISTRICT

TO: Board of Trustees

FROM: Dr. Diana Z. Rodriguez, Chancellor

REVIEWED BY: Jose F. Torres, Executive Vice Chancellor

PREPARED BY: Steven J. Sutorus, Executive Director, Business & Fiscal Services

DATE: September 12, 2024

SUBJECT: Consideration of Approval to Adopt the 2024-25 Final Budget

RECOMMENDATION

It is recommended that the Board of Trustees adopt the Fiscal Year 2024-25 Final Budget as presented or amended.

OVERVIEW

Title 5, Section 58301 requires that the Board of Trustees hold a public hearing and adopt the final budget on or before September 15. The Final Budget presented today was reviewed and discussed at the August 15 District Board Advisory Committee meeting, as well as the August 22 Board of Trustees Strategy Session.

The 2024-25 Final Budget and Unrestricted General Fund Multi-Year Forecast include a balanced budget over the next five years, as well as the maintenance of a minimum Unrestricted General Fund balance of approximately two months of expenditures, as recommended by the Government Finance Officers Association and the State Chancellor's Office.

ANALYSIS

2024-25 California State Budget

The 2024-25 California State Budget outlines the state's financial allocations and priorities amidst ongoing fiscal challenges. The budget reflects total state expenditures of approximately \$298 billion, marking a 4.2% decrease from the previous year, with General Fund spending reduced by more than 6% to \$211.5 billion. This reduction addresses a significant \$45 billion budget deficit, largely due to revenue shortfalls in the technology sector and tax payment delays. The budget incorporates various solutions to close the deficit, including funding delays, reductions from previous budgets, and the suspension of certain tax credits.



For California Community Colleges, the budget secures a Proposition 98 funding guarantee of \$115 billion for 2024-25, which is a substantial increase from the prior year. This includes measures to address \$8 billion in suspended funding from 2023-24. The budget also includes a 1.07% cost-of-living adjustment (COLA) for the Student-Centered Funding Formula (SCFF) and selected categorical programs, totaling \$113.3 million, alongside \$28 million allocated for 0.5% enrollment growth.

In terms of investments, the budget is conservative with one-time funding, allocating \$18 million for projects supporting the Vision 2030 priorities and \$20 million to assist with financial aid administration due to FAFSA delays. Additionally, \$6 million is allocated to the Mapping Pathways for Credit for Prior Learning initiative. Capital outlay investments are notably limited, with only \$29 million allocated for ongoing projects, a significant decrease from previous years.

Policy decisions within the budget focus on stability, leveraging the state's reserves to mitigate the impact of projected deficits. Over \$12 billion is withdrawn from the Budget Stabilization Account over two years, with the remaining reserves used to maintain core programs. However, the budget also includes a 7.95% reduction for nearly all state departments, eliminating thousands of vacant positions and reducing funding for various state programs, including corrections, affordable housing, and healthcare workforce initiatives. Despite these cuts, the budget prioritizes the stability of core programs, including those within the California Community Colleges system, ensuring continued support amidst financial challenges.

2024-25 SBCCD Final Budget | Total All Funds

Revenues for Total All Funds equal \$359.0 million, which includes:

- \$29.7 million Federal, or 8.3% of total revenues for all funds,
- \$182.1 million State, or 50.7% of total revenues for all funds, and
- \$147.1 million Local, or 41.0% of total revenues for all funds.

Expenses for Total All Funds equal \$579.1 million and include:

- \$83.3 million for Other Expenses & Services, or 14.4% of total expenditures for all funds, of which 56.3% are comprised of one-time, categorical funds with:
 - \$46.9 million in the Restricted General Fund.
- \$319.0 million for Capital Outlay, or 55.1% of total expenditures for all funds, 97.0% of which are comprised of one-time categorical funds including:
 - \$5.7 million in the Restricted General Fund, and
 - \$303.8 million in the Measures M and CC Bond Construction Funds; and
- \$170.6 million in Salaries and Benefits, or 29.5% of Total All Funds expenditures.

Important Notes | Total All Funds

- The category of Other Expenses & Services is stipulated by the California Budget and Accounting Manual to record costs such as audit, contract services, depreciation, dues and membership, election, insurance, interest, legal, personal and consultant services

(e.g., architects and engineers), postage, rents and leases, repairs and maintenance, self-insurance claims, and conference expenses.

- Expenditures of \$579.1 million for Total All Funds are higher than the \$359.0 million in revenues because \$309.0 million of these expenditures are related to Measures M and CC Bond Construction. Without the one-time Measures M and CC expenditures, SBCCD expenses for Total All Funds are \$270.1 million, approximately \$82.1 million less than the Total All Funds non-Measures M and CC revenues of \$352.2 million.
- Salaries and Benefits expenditures appear low at 29.5% of Total All Funds expenditures due to the same Measures M and CC Bond Construction. If the \$309.0 million in one-time Bond Construction expenditures were removed, the percentage of Salaries and Benefits to all expenditures increases to a truer figure of 63.0%.
- In addition to the impact of Measures M and CC on Total All Funds, SBCCD's Restricted General Fund, also one-time money, increases total revenues and expenditures by \$94.7 million. The Restricted General Fund is a break-even program.

Prior Year Comparison of Total All Funds

- Total revenues decreased by \$2.6 million in 2024-25 when compared to last fiscal year.
- Total expenditures increased by \$254.0 million in 2024-25 when compared to last fiscal year. This is due mainly to an increase in one-time expenditures of \$38.9 million in the Restricted General Fund, and an increase of one-time expenditures of \$221.9 million in the Measures M and CC Bond Construction Funds.

2024-25 SBCCD Final Budget | Unrestricted General Fund

One of SBCCD's primary funds is the Unrestricted General Fund. The main source of revenue for this fund is the California Community Colleges state apportionment, which is driven by the Student Centered Funding Formula (SCFF) and SBCCD's Full-Time Equivalent Students (FTES).

The 2021 State Budget Act extended the SCFF Hold Harmless provision through 2024-25. The 2022 Budget Act extended the revenue protections in a modified form beginning in 2025-26, with a district's 2024-25 funding representing its new "floor." Starting in 2025-26, districts will be funded at their SCFF-generated amount that year, or their 2024-25 funding floor, whichever is higher. This revised hold harmless provision no longer includes adjustments to reflect cumulative COLAs over time, as is the case with the provision in effect through 2024-25.

For this reason, enrollment management is of particular importance this year. In partnership with campus management, SBCCD enrollment growth goals have been established at 4% each year through 2027-28, and 1% in 2028-29.

SBCCD GOALS

1. Eliminate Barriers to Student Access and Success
2. Be a Diverse, Equitable, Inclusive, and Anti-Racist Institution
3. Be a Leader and Partner in Addressing Regional Issues
4. Ensure Fiscal Accountability/Sustainability

FINANCIAL IMPLICATIONS

The adoption of the 2024-25 budget will ensure adherence with SBCCD budget directives, and support of the District's strategic mission, vision, values, and goals.



SAN BERNARDINO COMMUNITY
COLLEGE DISTRICT

2024-25 Final Budget

Presented for Adoption September 12, 2024





TABLE OF CONTENTS

Board Agenda Item	1
Table of Contents.....	6
Executive Summary	8
Budgeting Overview.....	12
SBCCCD Enrollment	15
Multi-Year Forecast Unrestricted General Fund	16
2024-25 Final Budget Summary by Fund	21
Budget Detail by Fund Total All Funds.....	24
Budget Detail by Fund	
Unrestricted General Fund 01.....	26
Restricted General Fund 01.50.....	30
Bond Interest & Redemption Fund 21.....	31
Child Development Fund 72.....	32
Capital Outlay Fund 41	33
Measure M Fund 42.....	34
Measure CC Fund 44.....	35
Cafeteria Fund 52	36
Investment Properties Fund 59.....	37
Workers Comp/Liability Funds 78/84	38
Retiree Benefit Fund 68	39
Associated Students Fund 91	40
Student Representation Fund 92	41
Student Body Center Fee Fund 73	42
Financial Aid Fund 94	43
Scholarship and Loan Fund 95	44
OPEB Investment Fund 71	45
PARS Investment Fund 77.....	46
Student Clubs & Trusts Fund 99.....	47
KVCR Fund 74.....	48
Inland Futures Foundation Fund 79.....	49
Budget Forecast by Program	
Unrestricted General Fund 01.....	50
Restricted General Fund 01.50.....	63



TABLE OF CONTENTS

Bond Interest & Redemption Fund 21	92
Child Development Fund 72.....	93
Capital Outlay Fund 41	95
Measure M Fund 42	96
Measure CC Fund 44.....	97
Cafeteria Fund 52	98
Investment Properties Fund 59	99
Workers Comp/Liability Funds 78/84	100
Retiree Benefit Fund 68	101
Associated Students Fund 91	102
Student Representation Fund 92	103
Student Body Center Fee Fund 73	104
Financial Aid Fund 94	105
Scholarship and Loan Fund 95	106
OPEB Investment Fund 71	107
PARS Investment Fund 77.....	108
Student Clubs & Trusts Fund 99	109
KVCR Fund 74	116
Inland Futures Foundation Fund 79	119

EXECUTIVE SUMMARY



“The San Bernardino Community College District positively impacts the lives and careers of our students, the well-being of their families, and the prosperity of our community through excellence in educational and training opportunities.”

This mission, adopted by the Board of Trustees as part of its **2022-27 SBCCD STRATEGIC PLAN**, clearly articulates what our district is all about. We have been a servant of the community for nearly 100 years, and it is our intention to continue in this great tradition, diligently supporting our students in achieving their educational aspirations.

Informed by heartfelt and insightful feedback from students and alumni, faculty and staff, civic leaders and school partners, as well as the wider community, SBCCD’s Strategic Plan is centered on values of **accessibility, inclusion, integrity, courage, collaboration, and excellence**. It is with these values as drivers that we at SBCCD strive daily, led by the Board of Trustees and our Chancellor, Dr. Diana Z. Rodriguez, to make SBCCD’s strategic goals a reality.

1. Eliminate barriers to student access and success.
2. Be a diverse, equitable, inclusive, and anti-racist institution.
3. Be a leader and partner in addressing regional issues.
4. Ensure SBCCD’s fiscal accountability and sustainability.

With the 2022-2027 Strategic Plan as a roadmap for the future we want to see, the 2024-2025 Final Budget has been constructed to align with these four goals.

A path for moving forward is being presented which includes **a balanced budget** over the next five years and the maintenance of a minimum fund balance of approximately two months of expenditures in the Unrestricted General Fund, to meet the requirements by our board policy and the recommended levels by the Government Finance Officers Association (GFOA) and the State Chancellor’s Office.

CALIFORNIA BUDGET OVERVIEW

The 2024-25 California State Budget outlines the state's financial allocations and priorities amidst ongoing fiscal challenges. The budget reflects total state expenditures of approximately \$298 billion, marking a 4.2% decrease from the previous year, with General Fund spending reduced by more than 6% to \$211.5 billion. This reduction addresses a significant \$45 billion budget deficit, largely due to revenue shortfalls in the technology sector and tax payment delays. The budget incorporates various solutions to close the deficit, including funding delays, reductions from previous budgets, and the suspension of certain tax credits.

For California Community Colleges, the budget secures a Proposition 98 funding guarantee of \$115 billion for 2024-25, which is a substantial increase from the prior year. This includes measures to address \$8 billion in suspended funding from 2023-24. The budget also includes a 1.07% cost-of-living adjustment (COLA) for the Student-Centered Funding Formula (SCFF) and



EXECUTIVE SUMMARY

selected categorical programs, totaling \$113.3 million, alongside \$28 million allocated for 0.5% enrollment growth.

In terms of investments, the budget is conservative with one-time funding, allocating \$18 million for projects supporting the Vision 2030 priorities and \$20 million to assist with financial aid administration due to FAFSA delays. Additionally, \$6 million is allocated to the Mapping Pathways for Credit for Prior Learning initiative. Capital outlay investments are notably limited, with only \$29 million allocated for ongoing projects, a significant decrease from previous years. Policy decisions within the budget focus on stability, leveraging the state's reserves to mitigate the impact of projected deficits. Over \$12 billion is withdrawn from the Budget Stabilization Account over two years, with the remaining reserves used to maintain core programs. However, the budget also includes a 7.95% reduction for nearly all state departments, eliminating thousands of vacant positions and reducing funding for various state programs, including corrections, affordable housing, and healthcare workforce initiatives. Despite these cuts, the budget prioritizes the stability of core programs, including those within the California Community Colleges system, ensuring continued support amidst financial challenges.

STUDENT CENTERED FUNDING FORMULA & PLAN AHEAD

One of SBCCD's primary funds is the Unrestricted General Fund. The main source of revenue for this fund is the California Community Colleges state apportionment, which is driven by the SCFF and SBCCD's Full-Time Equivalent Students (FTES).

The 2021 Budget Act extended the SCFF hold harmless provision through 2024-25. The 2022 Budget Act extended the revenue protections in a modified form beginning in 2025-26, with a district's 2024-25 funding representing its new "floor." Starting in 2025-26, districts will be funded at their SCFF-generated amount that year or their "floor" (2024-25 funding amount), whichever is higher. This revised hold harmless provision will no longer include adjustments to reflect cumulative COLAs over time, as is the case with the provision in effect through 2024-25, so a district's hold harmless amount would not grow.

In anticipation of potential State budget gaps forecasted for 2024-25 and 2025-26, including expense reductions, borrowing, and deferrals, SBCCD has implemented nine measures to mitigate the impact of such actions on its budget and ability to continue serving its students and community. These strategies are prioritized, and the latter measures will not be implemented if SBCCD is able to meet its reserve requirement and maintain a balanced budget. These strategies, in priority order, are as follows:

1. Meet or Exceed FTES Goals

Having already attained this year's FTES goal, we are confident in our ability to achieve the following enrollment goals over the next four years.

- 2024/25 – 4%
- 2025/26 – 4%
- 2026/27 – 4%



EXECUTIVE SUMMARY

- 2027/28 – 4%
- 2028/29 – 1%

2. No Increase in Object Codes 4000's – 6000's

Due to the 1.07% COLA, prioritizing wages, step and column increases, and increased costs in employee benefits, any increases in expenses due to inflation will be covered from other areas of the budget.

3. Maintain Competitive Employee Health Benefits

SBCCD will continue to offer one cost-free benefit plan to eligible employees to maintain competitive health benefits.

4. Soft Hiring Freeze

As part of the early retirement incentive plan, recruitment for vacancies will require Chancellor's Cabinet approval and be limited to essential positions only.

5. When Appropriate, Eliminate Low-Enrolled Classes

We will evaluate low-enrolled classes and optimize class offerings as part of our enrollment management strategies. Classes needed to meet graduation requirements will continue to be offered.

6. Reduction of Reassign Time

Reassign time will be evaluated and modified to ensure it is focused on student success and/or student enrollment.

7. Use of Commercial Property Income

Commercial property income will be used as needed to balance the budget or meet the two-month reserve requirement.

8. Use of OPEB Trust Funds

Up to \$2 million from the Other Post Employment Benefits (OPEB) trust will be utilized as necessary to balance the budget or meet the two-month reserve requirement.

9. Reduction of Reserve Requirement

If necessary, SBCCD staff will propose Board approval of the usage of reserves to balance the budget.

SBCCD will persist in encouraging students to return to school by implementing a variety of strategic plan-aligned tactics. These include, but are not limited to:



EXECUTIVE SUMMARY

- Increased coordination and communication across District sites brought about by the transparent and inclusive nature of the new Chancellor's Council Advisory Committee structure.
- A sharpened focus resulting from the Board of Trustees strategy planning initiatives, including the Board approved 2022-2027 SBCCD Strategic Plan.
- The coordination of Institutional Effectiveness; Technology, Educational & Support Services; and the center for Economic Development and Corporate Training under the Vice Chancellor of Educational and Student Support Services.
- The continued work with the Enrollment Management Advisory Committee.
- The offering of the Books Saver Rental program.

San Bernardino Valley College and Crafton Hills College are a source of hope for the community. We prepare future scientists, health providers, and first responders who keep us safe. We provide new skills to displaced workers and give recent high school graduates an affordable option to start their first two years of a bachelor's degree. And the reason we are able fulfill this role is because of the caring and qualified individuals that make up the employees of SBCCD.

That is why, through the extensive effort and collaboration of our Human Resources team and bargaining units, our faculty, police, classified, and management staff will strive to remain at the median regional salary level. The multi-year forecast included with this budget reflects the implementation of these important negotiations, including step and column and maintenance of our excellent benefit options. In addition, the budget provides for the anticipated costs of PERS and STRS contribution rates.

Our mission is more critical today than ever before. San Bernardino Community College District stands firm in its commitment to fostering a welcoming and supportive community where all our students, faculty and staff can feel safe to grow, learn and prosper.

Jose F. Torres
Executive Vice Chancellor
Fiscal, Administrative & Media





BUDGETING OVERVIEW

Integrated Planning and Budgeting

The Colleges and District Support Operations (DSO) have each used program review and/or strategic planning processes to determine their highest priority goals and objectives. Consequently, the budget reflects resource allocations based on those prioritized requirements, in support of the SBCCD Goals.

Multi-Year Budgeting

This budget includes a five-year, long-range financial plan that incorporates enrollment management projections by college, salary and benefit costs, and revenue projections based on the Governor's Enacted Budget.

The Unrestricted General Fund Multi-Year Forecast includes a balanced budget over the next five years, as well as the maintenance of a minimum Unrestricted General Fund balance of approximately two months of expenditures.

Board Directives for the 2024-25 General Fund Budget

Approved February 8, 2024, the SBCCD Board Directives for the 2024-25 General Fund Budget are as follows.

Consistent with SBCCD Administrative Procedure 6200 Budget Preparation, the Board of Trustees provides staff with initial direction concerning the distribution of resources for the next fiscal year's budget prior to March 1. SBCCD's budget shall be prepared in accordance with Title 5, the California Community Colleges Budget and Account Manual, and all other related state and federal laws and regulations.

- 1) *Align unrestricted general fund and student success funding with the SBCCD Goals and Objectives.*
- 2) *Set aside funding for innovative initiatives found within the SBCCD Goals & Objectives.*

SBCCD Goals & Objectives

SBCCD Goals and Objectives are part of the 2022-27 Strategic Plan. The 2024-25 Final Budget is constructed to achieve these goals.

Goal 1 | Eliminate Barriers to Student Access and Success

- Create a college-going culture through intentional community outreach and clear communication of pathways.
- Innovate curriculum and course offerings to support student equity and completion.
- Expand and align support services and resources in conjunction with student pathways.



BUDGETING OVERVIEW

- Increase student enrollment.
- Support the colleges in creating efficient processes and accessible, user-friendly customer services.

Goal 2 | Be a Diverse, Equitable, Inclusive, and Anti-Racist Institution

- Engage in practices that prioritize and promote inclusivity, equity, anti-racism, and human sustainability.
- Increase student success and equity.
- Utilize qualitative and quantitative data to understand our student's lived experiences and better support them towards their goals.
- Create relationships with the Black and African American community.
- Create and sustain a sense of belonging for all college and community stakeholders.
- Develop a diverse SBCCD workforce of individuals who are culturally competent; understand the communities they serve; honor equity, inclusivity, and anti-racism; and are supported with ongoing professional development.

Goal 3 | Be a Leader And Partner in Addressing Regional Issues

- Develop a campus culture that engages students, employees, and the broader community.
- Connect students to regional and community opportunities.
- Partner with business, industry, and community organizations to create education and training that leads to employment of SBCCD students and advancement in the workplace.
- Institutionalize a commitment to cultivating leadership skills within the District by providing professional development that expands SBCCD's ability to influence economic, educational, and sustainability initiatives in the region, state, and country.
- Engage with local, state, and federal representatives to identify and advocate for funding to meet our region's educational and employment needs.

Goal 4 | Ensure Fiscal Accountability/Sustainability

- Foster and support inquiry, accountability, and campus sustainability.
- Ensure sustainability through fiscal accountability.
- Maximize the acquisition, investment, management, and sustainability of SBCCD funds, facilities, systems, and technologies; support ongoing innovation and user training to ensure District viability, fiscal accountability, and reduced student costs.

2023-24 Final Budget Assumptions

The assumptions used for the 2024-25 Final Budget are based on research, an analysis of available data, and financial modeling. They include the following:

- 1.07% COLA
- SBCCD Enrollment growth of 4.0%
- CalPERS employer rate: 27.05%
- CalSTRS employer rate: 19.10%
- Compliance with the FON and 50% Law



BUDGETING OVERVIEW

Fund Descriptions

The SBCCD budget is comprised of 21 funds, which are described below. *Categories and descriptions are provided by the California State Budget Accounting Manual (BAM).¹

GOVERNMENTAL

Governmental funds are used to track information on resources associated with a district's educational objectives.

General Funds

- Unrestricted
- Restricted

Debt Service Funds

- Bond Interest & Redemption

Special Revenue Funds

- Child Development
- KVCR

Capital Projects Funds

- Capital Outlay Projects
- Measure M
- Measure CC

PROPRIETARY

Proprietary funds are for tracking district activities like those used in private sector accounting due to their income-producing character.

Enterprise Funds

- Cafeteria
- Investment Properties

Internal Service Funds

- Worker's Comp & Self-Insurance
- Retiree Benefits

FIDUCIARY

Fiduciary funds account for assets held on behalf of another party for which a district has some discretionary authority.

Trusts Funds

- Associated Students
- Student Representation
- Student Body Center Fee
- Financial Aid
- Scholarship & Loan
- OPEB Trust
- PARS Trust
- Other Trusts

Agency Funds

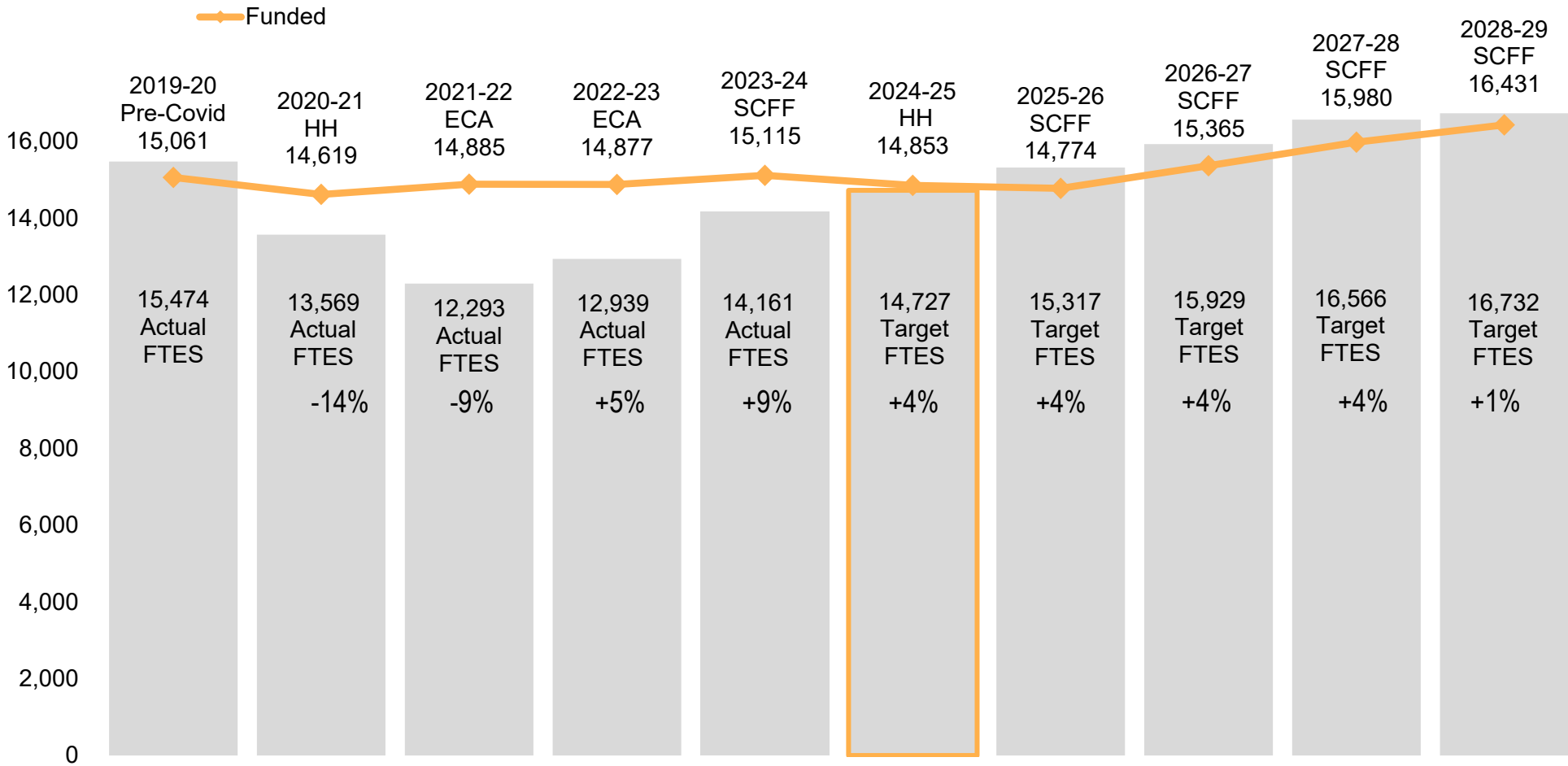
- Inland Futures Foundation

¹ (<https://www.cccco.edu/About-Us/Chancellors-Office/Divisions/College-Finance-and-Facilities-Planning/Fiscal-Standards-and-Accountability-Unit/Manuals>).



SBCCD ENROLLMENT

Enrollment for 2024-25 will set the new funding “floor” for SBCCD. Starting in 2025-26, districts will be funded at their SCFF-generated amount that year, or their 2024-25 funding floor, whichever is higher. This revised hold harmless provision no longer includes adjustments to reflect cumulative COLAs over time, as is the case with the provision in effect through 2024-25. For this reason, enrollment management is of particular importance this year. In partnership with campus management, SBCCD enrollment growth goals have been established at 4% each year through 2027-28, and 1% in 2028-29.





MULTI-YEAR FORECAST

UNRESTRICTED GENERAL FUND | 2024-25 FINAL BUDGET

	SBVC	CHC	DSO	SBCCD Total
Section A - State-Based Revenue				
1 Base Allocation Revenue (medium and small colleges)	\$ 7,593,194	\$ 6,508,449		\$14,101,642
2 3-Year Average Funded/Forecasted Credit FTES	9,512.83	4,355.46		13,868.29
3 Rate Per Credit FTES				\$5,294.43
4 Total Credit FTES Funding	\$ 50,365,004	\$ 23,059,678		\$73,424,683
5 Special Admit and CDCP (enhanced) FTES	567.81	141.01		708.82
6 Rate Per Special Admit and CDCP (enhanced) FTES				\$7,424.53
7 Total Special Admit and CDCP (enhanced) FTES Funding	\$ 4,215,752	\$ 1,046,922		\$5,262,674
8 Non-Credit FTES	259.59	15.86		275.44
9 Rate Per Non-Credit FTES				\$4,464.58
10 Total Non-Credit FTES Funding	\$ 1,158,944	\$ 70,797		\$1,229,741
11 Total SBCCD Funded FTES	10,340.23	4,512.33		14,852.56
12 Supplemental Component (based on %)	12,348	4,449		16,797
13 Rate Per Supplemental Component				\$1,252
14 Total Supplemental Component Funding	\$ 15,464,440	\$ 5,572,268		\$21,036,708
15 Total Student Success Incentive Component Funding	\$ 10,055,139	\$ 4,534,085		\$14,589,224
16 Total State-Based Revenue (sum of lines 1,4,7,10,14,15)	\$ 88,852,473	\$ 40,792,200		\$129,644,673
16a Stability Provision	\$920,290	\$422,505		\$1,342,795
16b Total State-Based Revenue After Stability Provision	\$89,772,764	\$41,214,705		\$130,987,468
17 State-Based Revenue Percent By College	68.54%	31.46%		
18 Calculated Revenue Shortfall Percent				0.00%
19 Revenue Shortfall Amount	\$0	\$0		
20 Adjusted State-Based Revenue (line 16 + line 19)	\$89,772,764	\$41,214,705	\$0	\$130,987,469
21 Proposed Base Allocation Increase				\$0
22 Total State Revenue	\$89,772,764	\$41,214,705	\$0	\$130,987,469
23 Change From Previous Year State Base Revenue				\$1,386,729
Section B - Other Revenue				
24 Part-time Faculty Funding	\$319,066	\$146,484		\$465,550
25 Full-time Faculty Funding	\$1,575,320	\$723,230		\$2,298,550
26 Lottery Funding	\$2,170,576	\$996,512		\$3,167,088
27 Interest Income	\$1,315,134	\$603,778		\$1,918,912
28 Other Campus Revenue Per Campus Projections	\$745,610	\$342,310		\$1,087,920
29 Other Revenue	\$538,196	\$245,665		\$783,861
30a PARS Trust Gains	\$1,404,975	\$645,025		\$2,050,000
30b Commercial Building Annual Revenue	\$0	\$0		\$0
30c PARS FCC Legal Fees Reimbursement/DSO Portion	\$0	\$0	\$0	\$1,200,000
31 Total Other Revenue	\$8,068,878	\$3,703,004		\$12,971,881
32 Total Revenue (line 22 + line 31)	\$97,841,641	\$44,917,709	\$0	\$143,959,350
Section C - Site Expenses				
33 1000 - Academic Salaries	\$37,507,178	\$17,121,527	\$978,662	\$55,607,366
34 2000 - Classified Salaries	\$13,729,492	\$7,922,140	\$13,638,230	\$35,289,862
35 3000 - Benefits	\$18,848,516	\$10,099,153	\$8,194,102	\$37,141,772
36 4000 - Supplies	\$852,869	\$343,900	\$352,454	\$1,549,223
37 5000 - Other Expenses and Services	\$7,502,966	\$2,631,441	\$4,876,718	\$15,011,126
38 6000 - Capital Outlay	\$511,671	\$62,810	\$144,795	\$719,276
39 7000 - Other Outgo	\$15,591	\$0	\$1,200,000	\$1,215,591
40 Site Budgeted / Projected Actual Expenditures	\$78,968,283	\$38,180,971	\$29,384,962	\$146,534,216
41 Percentage of Budget by Site	53.89%	26.06%	20.05%	
42 Shared Costs (DSO)	\$20,139,096	\$9,245,866	-\$29,384,962	
43 Annual Excess/(Deficit) (line 32 - line 40 - line 42)	-\$1,265,738	-\$2,509,128	\$0	-\$2,574,866
Section D - One-Time Adjustments & Fund Balance				
47 Early Retirement Savings Estimate	\$770,072	\$690,935	\$122,740	\$1,583,747
48 Vacant Position Savings Estimate	\$487,682	\$221,172	\$341,146	\$1,050,000
49a Annual Increase/(Decrease) to Fund Balance				\$58,881
49b Fund Balance July 1, Year Beginning				\$24,213,732
50 Year-end Estimated Fund Balance (actual per CCFS311)				\$24,272,613
51 Fund Bal Coverage in Mos (line 52/(line 40-savings)/12)				2.02
52 Unrestricted Fund Balance				\$24,272,613



MULTI-YEAR FORECAST

UNRESTRICTED GENERAL FUND | 2025-26 FORECAST

	SBVC	CHC	DSO	SBCCD Total
Section A - State-Based Revenue				
1 Base Allocation Revenue (medium and small colleges)	\$ 7,815,673	\$ 6,699,147		\$14,514,820
2 3-Year Average Funded/Forecasted Credit FTES	9,432.21	4,318.55		13,750.75
3 Rate Per Credit FTES				\$5,449.56
4 Total Credit FTES Funding	\$ 51,401,328	\$ 23,534,161		\$74,935,489
5 Special Admit and CDCP (enhanced) FTES	590.53	146.65		737.18
6 Rate Per Special Admit and CDCP (enhanced) FTES				\$7,642.07
7 Total Special Admit and CDCP (enhanced) FTES Funding	\$ 4,512,844	\$ 1,120,701		\$5,633,546
8 Non-Credit FTES	269.97	16.49		286.46
9 Rate Per Non-Credit FTES				\$4,595.39
10 Total Non-Credit FTES Funding	\$ 1,240,617	\$ 75,786		\$1,316,404
11 Total SBCCD Funded FTES	10,292.70	4,481.69		14,774.39
12 Supplemental Component (based on %)	12,348	4,449		16,797
13 Rate Per Supplemental Component				\$1,289
14 Total Supplemental Component Funding	\$ 15,917,548	\$ 5,735,535		\$21,653,083
15 Total Student Success Incentive Component Funding	\$ 10,349,754	\$ 4,666,934		\$15,016,688
16 Total State-Based Revenue (sum of lines 1,4,7,10,14,15)	\$ 91,237,766	\$ 41,832,265		\$133,070,030
16a Stability Provision	\$0	\$0		\$0
16b Total State-Based Revenue After Stability Provision	\$91,237,766	\$41,832,264		\$133,070,030
17 State-Based Revenue Percent By College	68.56%	31.44%		
18 Calculated Revenue Shortfall Percent				0.00%
19 Revenue Shortfall Amount	\$0	\$0		
20 Adjusted State-Based Revenue (line 16 + line 19)	\$91,237,766	\$41,832,264	\$0	\$133,070,030
21 Proposed Base Allocation Increase				\$0
22 Total State Revenue	\$91,237,766	\$41,832,264	\$0	\$133,070,030
23 Change From Previous Year State Base Revenue				\$2,082,561
Section B - Other Revenue				
24 Part-time Faculty Funding	\$319,198	\$146,352		\$465,550
25 Full-time Faculty Funding	\$1,575,971	\$722,579		\$2,298,550
26 Lottery Funding	\$2,171,473	\$995,615		\$3,167,088
27 Interest Income	\$1,315,678	\$603,235		\$1,918,912
28 Other Campus Revenue Per Campus Projections	\$745,918	\$342,002		\$1,087,920
29 Other Revenue	\$538,196	\$245,665		\$783,861
30a PARS Trust Gains	\$1,405,556	\$644,444		\$2,050,000
30b Commercial Building Annual Revenue	\$617,073	\$282,927		\$900,000
30c PARS FCC Legal Fees Reimbursement/DSO Portion	\$0	\$0	\$0	\$1,800,000
31 Total Other Revenue	\$8,689,065	\$3,982,816		\$14,471,881
32 Total Revenue (line 22 + line 31)	\$99,926,831	\$45,815,081	\$0	\$147,541,911
Section C - Site Expenses				
33 1000 - Academic Salaries	\$37,827,741	\$17,272,627	\$978,662	\$56,079,030
34 2000 - Classified Salaries	\$13,954,966	\$8,067,046	\$13,808,371	\$35,830,382
35 3000 - Benefits	\$19,127,486	\$10,206,711	\$8,295,791	\$37,629,988
36 4000 - Supplies	\$869,927	\$350,778	\$359,503	\$1,580,207
37 5000 - Other Expenses and Services	\$7,653,026	\$2,684,070	\$4,974,253	\$15,311,349
38 6000 - Capital Outlay	\$521,904	\$64,066	\$147,691	\$733,662
39 7000 - Other Outgo	\$0	\$0	\$1,224,000	\$1,224,000
40 Site Budgeted / Projected Actual Expenditures	\$79,955,049	\$38,645,298	\$29,788,271	\$148,388,618
41 Percentage of Budget by Site	53.88%	26.04%	20.07%	
42 Shared Costs (DSO)	\$20,423,947	\$9,364,324	-\$29,788,271	
43 Annual Excess/(Deficit) (line 32 - line 40 - line 42)	-\$452,165	-\$2,194,541	\$0	-\$846,707
Section D - One-Time Adjustments & Fund Balance				
47 Early Retirement Savings Estimate	\$703,047	\$350,150	\$99,325	\$1,152,522
48 Vacant Position Savings Estimate				\$0
49a Annual Increase/(Decrease) to Fund Balance				\$305,815
49b Fund Balance July 1, Year Beginning				\$24,272,613
50 Year-end Estimated Fund Balance (actual per CCFS311)				\$24,578,428
51 Fund Bal Coverage in Mos (line 52/(line 40-savings)/12)				2.00
52 Unrestricted Fund Balance				\$24,578,428



MULTI-YEAR FORECAST

UNRESTRICTED GENERAL FUND | 2026-27 FORECAST

	SBVC	CHC	DSO	SBCCD Total
Section A - State-Based Revenue				
1 Base Allocation Revenue (medium and small colleges)	\$ 7,893,830	\$ 6,766,138		\$14,659,968
2 3-Year Average Funded/Forecasted Credit FTES	9,809.49	4,491.29		14,300.78
3 Rate Per Credit FTES				\$5,504.05
4 Total Credit FTES Funding	\$ 53,991,955	\$ 24,720,282		\$78,712,238
5 Special Admit and CDCP (enhanced) FTES	614.15	152.51		766.66
6 Rate Per Special Admit and CDCP (enhanced) FTES				\$7,718.49
7 Total Special Admit and CDCP (enhanced) FTES Funding	\$ 4,740,292	\$ 1,177,184		\$5,917,476
8 Non-Credit FTES	280.77	17.15		297.92
9 Rate Per Non-Credit FTES				\$4,641.34
10 Total Non-Credit FTES Funding	\$ 1,303,144	\$ 79,606		\$1,382,750
11 Total SBCCD Funded FTES	10,704.41	4,660.95		15,365.36
12 Supplemental Component (based on %)	12,348	4,449		16,797
13 Rate Per Supplemental Component				\$1,302
14 Total Supplemental Component Funding	\$ 16,076,723	\$ 5,792,891		\$21,869,614
15 Total Student Success Incentive Component Funding	\$ 10,453,252	\$ 4,713,603		\$15,166,855
16 Total State-Based Revenue (sum of lines 1,4,7,10,14,15)	\$ 94,459,197	\$ 43,249,705		\$137,708,902
16a Stability Provision	\$0	\$0		\$0
16b Total State-Based Revenue After Stability Provision	\$94,459,197	\$43,249,705		\$137,708,903
17 State-Based Revenue Percent By College	68.59%	31.41%		
18 Calculated Revenue Shortfall Percent				0.00%
19 Revenue Shortfall Amount	\$0	\$0		
20 Adjusted State-Based Revenue (line 16 + line 19)	\$94,459,197	\$43,249,705	\$0	\$137,708,903
21 Proposed Base Allocation Increase				\$0
22 Total State Revenue	\$94,459,197	\$43,249,705	\$0	\$137,708,903
23 Change From Previous Year State Base Revenue				\$4,638,873
Section B - Other Revenue				
24 Part-time Faculty Funding	\$319,337	\$146,213		\$465,550
25 Full-time Faculty Funding	\$1,576,653	\$721,897		\$2,298,550
26 Lottery Funding	\$2,172,413	\$994,675		\$3,167,088
27 Interest Income	\$1,316,247	\$602,665		\$1,918,912
28 Other Campus Revenue Per Campus Projections	\$746,241	\$341,679		\$1,087,920
29 Other Revenue	\$538,196	\$245,665		\$783,861
30a PARS Trust Gains	\$1,406,164	\$643,836		\$2,050,000
30b Commercial Building Annual Revenue	\$102,890	\$47,110		\$150,000
30c PARS FCC Legal Fees Reimbursement/DSO Portion	\$0	\$0		\$0
31 Total Other Revenue	\$8,178,141	\$3,743,740		\$11,921,881
32 Total Revenue (line 22 + line 31)	\$102,637,338	\$46,993,446	\$0	\$149,630,784
Section C - Site Expenses				
33 1000 - Academic Salaries	\$38,154,716	\$17,426,750	\$978,662	\$56,560,128
34 2000 - Classified Salaries	\$14,184,949	\$8,214,850	\$13,981,914	\$36,381,713
35 3000 - Benefits	\$19,413,672	\$10,316,854	\$8,400,091	\$38,130,617
36 4000 - Supplies	\$887,325	\$357,793	\$366,693	\$1,611,811
37 5000 - Other Expenses and Services	\$7,806,086	\$2,737,752	\$5,073,738	\$15,617,576
38 6000 - Capital Outlay	\$532,343	\$65,348	\$150,645	\$748,335
39 7000 - Other Outgo	\$0	\$0	\$1,248,480	\$1,248,480
40 Site Budgeted / Projected Actual Expenditures	\$80,979,091	\$39,119,346	\$30,200,223	\$150,298,660
41 Percentage of Budget by Site	53.88%	26.03%	20.09%	
42 Shared Costs (DSO)	\$20,715,355	\$9,484,868	-\$30,200,223	
43 Annual Excess/(Deficit) (line 32 - line 40 - line 42)	\$942,892	-\$1,610,768	\$0	-\$667,875
Section D - One-Time Adjustments & Fund Balance				
47 Early Retirement Savings Estimate	\$625,111	\$310,362	\$68,574	\$1,004,047
48 Vacant Position Savings Estimate				\$0
49a Annual Increase/(Decrease) to Fund Balance				\$336,172
49b Fund Balance July 1, Year Beginning				\$24,578,428
50 Year-end Estimated Fund Balance (actual per CCFS311)				\$24,914,599
51 Fund Bal Coverage in Mos (line 52/(line 40-savings)/12)				2.00
52 Unrestricted Fund Balance				\$24,914,599



MULTI-YEAR FORECAST

UNRESTRICTED GENERAL FUND | 2027-28 FORECAST

	SBVC	CHC	DSO	SBCCD Total
Section A - State-Based Revenue				
1 Base Allocation Revenue (medium and small colleges)	\$ 7,972,768	\$ 6,833,800		\$14,806,568
2 3-Year Average Funded/Forecasted Credit FTES	10,201.87	4,670.94		14,872.81
3 Rate Per Credit FTES				\$5,559.09
4 Total Credit FTES Funding	\$ 56,713,150	\$ 25,966,185		\$82,679,335
5 Special Admit and CDCP (enhanced) FTES	638.71	158.62		797.33
6 Rate Per Special Admit and CDCP (enhanced) FTES				\$7,795.68
7 Total Special Admit and CDCP (enhanced) FTES Funding	\$ 4,979,203	\$ 1,236,515		\$6,215,717
8 Non-Credit FTES	292.00	17.84		309.84
9 Rate Per Non-Credit FTES				\$4,687.76
10 Total Non-Credit FTES Funding	\$ 1,368,823	\$ 83,618		\$1,452,441
11 Total SBCCD Funded FTES	11,132.59	4,847.39		15,979.98
12 Supplemental Component (based on %)	12,348	4,449		16,797
13 Rate Per Supplemental Component				\$1,315
14 Total Supplemental Component Funding	\$ 16,237,491	\$ 5,850,820		\$22,088,310
15 Total Student Success Incentive Component Funding	\$ 10,557,785	\$ 4,760,739		\$15,318,524
16 Total State-Based Revenue (sum of lines 1,4,7,10,14,15)	\$ 97,829,219	\$ 44,731,676		\$142,560,895
16a Stability Provision	\$0	\$0		\$0
16b Total State-Based Revenue After Stability Provision	\$97,829,220	\$44,731,676		\$142,560,895
17 State-Based Revenue Percent By College	68.62%	31.38%		
18 Calculated Revenue Shortfall Percent				0.00%
19 Revenue Shortfall Amount	\$0	\$0		
20 Adjusted State-Based Revenue (line 16 + line 19)	\$97,829,219	\$44,731,676	\$0	\$142,560,895
21 Proposed Base Allocation Increase				\$0
22 Total State Revenue	\$97,829,219	\$44,731,676	\$0	\$142,560,895
23 Change From Previous Year State Base Revenue				\$4,851,992
Section B - Other Revenue				
24 Part-time Faculty Funding	\$319,473	\$146,077		\$465,550
25 Full-time Faculty Funding	\$1,577,328	\$721,222		\$2,298,550
26 Lottery Funding	\$2,173,343	\$993,745		\$3,167,088
27 Interest Income	\$1,316,811	\$602,102		\$1,918,912
28 Other Campus Revenue Per Campus Projections	\$746,561	\$341,359		\$1,087,920
29 Other Revenue	\$538,196	\$245,665		\$783,861
30a PARS Trust Gains	\$0	\$0		\$0
30b Commercial Building Annual Revenue	\$0	\$0		\$0
30c PARS FCC Legal Fees Reimbursement/DSO Portion	\$0	\$0		\$0
31 Total Other Revenue	\$6,671,712	\$3,050,169		\$9,721,881
32 Total Revenue (line 22 + line 31)	\$104,500,931	\$47,781,846	\$0	\$152,282,777
Section C - Site Expenses				
33 1000 - Academic Salaries	\$38,488,230	\$17,583,955	\$978,662	\$57,050,847
34 2000 - Classified Salaries	\$14,419,532	\$8,365,610	\$14,158,928	\$36,944,070
35 3000 - Benefits	\$19,823,121	\$10,460,275	\$8,547,947	\$38,831,343
36 4000 - Supplies	\$918,381	\$370,316	\$379,527	\$1,668,225
37 5000 - Other Expenses and Services	\$8,079,299	\$2,833,573	\$5,251,319	\$16,164,191
38 6000 - Capital Outlay	\$550,974	\$67,635	\$155,917	\$774,526
39 7000 - Other Outgo	\$0	\$0	\$1,292,177	\$1,292,177
40 Site Budgeted / Projected Actual Expenditures	\$82,279,537	\$39,681,363	\$30,764,478	\$152,725,379
41 Percentage of Budget by Site	53.87%	25.98%	20.14%	
42 Shared Costs (DSO)	\$21,111,434	\$9,653,045	-\$30,764,478	
43 Annual Excess/(Deficit) (line 32 - line 40 - line 42)	\$1,109,960	-\$1,552,562	\$0	-\$442,602
Section D - One-Time Adjustments & Fund Balance				
47 Early Retirement Savings Estimate	\$565,873	\$282,627	\$46,273	\$894,773
48 Vacant Position Savings Estimate				\$0
49a Annual Increase/(Decrease) to Fund Balance				\$452,171
49b Fund Balance July 1, Year Beginning				\$24,914,599
50 Year-end Estimated Fund Balance (actual per CCFS311)				\$25,366,770
51 Fund Bal Coverage in Mos (line 52/(line 40-savings)/12)				2.00
52 Unrestricted Fund Balance				\$25,366,770



MULTI-YEAR FORECAST

UNRESTRICTED GENERAL FUND | 2028-29 FORECAST

	SBVC	CHC	DSO	SBCCD Total
Section A - State-Based Revenue				
1 Base Allocation Revenue (medium and small colleges)	\$ 8,012,632	\$ 6,867,969		\$14,880,601
2 3-Year Average Funded/Forecasted Credit FTES	10,503.90	4,809.22		15,313.13
3 Rate Per Credit FTES				\$5,586.89
4 Total Credit FTES Funding	\$ 58,684,122	\$ 26,868,597		\$85,552,719
5 Special Admit and CDCP (enhanced) FTES	645.10	160.20		805.30
6 Rate Per Special Admit and CDCP (enhanced) FTES				\$7,834.65
7 Total Special Admit and CDCP (enhanced) FTES Funding	\$ 5,054,140	\$ 1,255,124		\$6,309,264
8 Non-Credit FTES	294.92	18.02		312.94
9 Rate Per Non-Credit FTES				\$4,711.20
10 Total Non-Credit FTES Funding	\$ 1,389,424	\$ 84,877		\$1,474,300
11 Total SBCCD Funded FTES	11,443.92	4,987.44		16,431.37
12 Supplemental Component (based on %)	12,348	4,449		16,797
13 Rate Per Supplemental Component				\$1,322
14 Total Supplemental Component Funding	\$ 16,318,678	\$ 5,880,074		\$22,198,752
15 Total Student Success Incentive Component Funding	\$ 10,610,573	\$ 4,784,543		\$15,395,116
16 Total State-Based Revenue (sum of lines 1,4,7,10,14,15)	\$ 100,069,569	\$ 45,741,183		\$145,810,752
16a Stability Provision	\$1	\$0		\$1
16b Total State-Based Revenue After Stability Provision	\$100,069,571	\$45,741,183		\$145,810,753
17 State-Based Revenue Percent By College	68.63%	31.37%		
18 Calculated Revenue Shortfall Percent				0.00%
19 Revenue Shortfall Amount	\$0	\$0		
20 Adjusted State-Based Revenue (line 16 + line 19)	\$100,069,570	\$45,741,183	\$0	\$145,810,753
21 Proposed Base Allocation Increase				\$0
22 Total State Revenue	\$100,069,570	\$45,741,183	\$0	\$145,810,753
23 Change From Previous Year State Base Revenue				\$3,249,858
Section B - Other Revenue				
24 Part-time Faculty Funding	\$319,506	\$146,044		\$465,550
25 Full-time Faculty Funding	\$1,577,489	\$721,061		\$2,298,550
26 Lottery Funding	\$2,173,565	\$993,523		\$3,167,088
27 Interest Income	\$1,316,945	\$601,967		\$1,918,912
28 Other Campus Revenue Per Campus Projections	\$746,637	\$341,283		\$1,087,920
29 Other Revenue	\$538,196	\$245,665		\$783,861
30a PARS Trust Gains	\$0	\$0		\$0
30b Commercial Building Annual Revenue	\$0	\$0		\$0
30c PARS FCC Legal Fees Reimbursement/DSO Portion	\$0	\$0		\$0
31 Total Other Revenue	\$6,672,338	\$3,049,544		\$9,721,881
32 Total Revenue (line 22 + line 31)	\$106,741,908	\$48,790,727	\$0	\$155,532,635
Section C - Site Expenses				
33 1000 - Academic Salaries	\$38,913,460	\$17,784,391	\$978,662	\$57,676,514
34 2000 - Classified Salaries	\$14,718,625	\$8,557,829	\$14,384,622	\$37,661,076
35 3000 - Benefits	\$20,280,001	\$10,625,907	\$8,713,472	\$39,619,380
36 4000 - Supplies	\$950,525	\$383,277	\$392,811	\$1,726,613
37 5000 - Other Expenses and Services	\$8,362,075	\$2,932,748	\$5,435,115	\$16,729,937
38 6000 - Capital Outlay	\$570,259	\$70,002	\$161,374	\$801,635
39 7000 - Other Outgo	\$0	\$0	\$1,337,403	\$1,337,403
40 Site Budgeted / Projected Actual Expenditures	\$83,794,945	\$40,354,154	\$31,403,459	\$155,552,558
41 Percentage of Budget by Site	53.87%	25.94%	20.19%	
42 Shared Costs (DSO)	\$21,552,118	\$9,851,340	-\$31,403,459	
43 Annual Excess/(Deficit) (line 32 - line 40 - line 42)	\$1,394,844	-\$1,414,768	\$0	-\$19,923
Section D - One-Time Adjustments & Fund Balance				
47 Early Retirement Savings Estimate	\$520,541	\$260,848	\$32,958	\$814,347
48 Vacant Position Savings Estimate				\$0
49a Annual Increase/(Decrease) to Fund Balance				\$794,424
49b Fund Balance July 1, Year Beginning				\$25,366,770
50 Year-end Estimated Fund Balance (actual per CCFS311)				\$26,161,194
51 Fund Bal Coverage in Mos (line 52/(line 40-savings)/12)				2.03
52 Unrestricted Fund Balance				\$26,161,194



2024-25 FINAL BUDGET | SUMMARY BY FUND

Category	Unrestricted General Fund 01-00/01-23	Restricted General Fund 01-50	Bond Interest/ Redemption 21	Child Development 72	Capital Outlay 41	Bond Measure M 42	Bond Measure CC 44	Cafeteria 52
Revenues								
Federal Revenues	-	5,595,294	-	551,215	-	-	-	-
State Revenues	91,956,655	76,900,695	200,000	4,493,797	3,173,731	-	-	-
Local Revenues	48,752,696	12,176,719	54,800,000	191,291	540,945	800,000	6,000,000	574,367
Other Financing Sources/Transfers In	3,250,000	13,348,938	-	-	-	-	-	-
Total Revenues	143,959,350	108,021,646	55,000,000	5,236,303	3,714,676	800,000	6,000,000	574,367
Expenses								
Academic Salaries	55,607,366	8,719,219	-	-	-	-	-	-
Classified Salaries	35,289,862	15,408,163	-	2,677,810	278,627	-	363,793	329,545
Employee Benefits	37,141,772	8,461,155	-	1,380,930	132,957	-	176,605	-
Supplies & materials	1,549,223	3,878,628	-	255,829	-	-	1,000	235,565
Other Expenses & Services	15,011,126	46,916,214	-	256,077	2,826,277	1,343,286	3,293,484	9,257
Capital Outlay	719,276	5,702,425	-	665,657	4,269,306	10,195,142	293,654,610	-
Other Outgo	1,215,591	18,935,842	55,000,000	-	1,066,216	-	-	-
Other Financing Uses/Transfers Out	-	-	-	-	-	-	-	-
Total Expenses	146,534,216	108,021,646	55,000,000	5,236,303	8,573,383	11,538,428	297,489,492	574,367
Net Increase (Decrease) to Fund Balance	(2,574,866)	-	-	-	(4,858,707)	(10,738,428)	(291,489,492)	-
Estimated Beginning Fund Balance	24,213,732	19,311,593	87,404,780	107,952	18,559,174	80,483,848	328,990,907	216,259
Early Retirement Savings Estimate	1,583,747	-	-	-	-	-	-	-
Vacant Position Savings Estimate	1,050,000	-	-	-	-	-	-	-
Estimated Ending Fund Balance	24,272,613	19,311,593	87,404,780	107,952	13,700,467	69,745,420	37,501,415	216,259



2024-25 FINAL BUDGET | SUMMARY BY FUND

Category	Investment Properties 59	Workers Comp/ Self Insurance 78/84	Retiree Benefits 68	Associated Students 91	Student Representation 92	Student Body Center Fee 73	Financial Aid 94
Revenues							
Federal Revenues	-	-	-	-	-	-	23,163,823
State Revenues	-	-	-	-	-	-	5,389,460
Local Revenues	5,201,007	2,444,920	371,000	146,000	142,305	346,950	5,045
Other Financing Sources/Transfers In	-	1,200,000	-	-	-	-	1,119,084
Total Revenues	5,201,007	3,644,920	371,000	146,000	142,305	346,950	29,677,412
Expenses							
Academic Salaries	-	-	-	-	-	-	-
Classified Salaries	-	-	-	-	-	122,391	-
Employee Benefits	-	-	2,871,000	-	-	79,113	-
Supplies & materials	-	-	-	55,000	-	24,709	-
Other Expenses & Services	3,356,804	4,186,865	-	82,000	142,305	30,737	59,463
Capital Outlay	3,565,999	-	-	9,000	-	90,000	-
Other Outgo	-	-	-	-	-	-	29,617,949
Other Financing Uses/Transfers Out	-	-	-	-	-	-	-
Total Expenses	6,922,803	4,186,865	2,871,000	146,000	142,305	346,950	29,677,412
Net Increase (Decrease) to Fund Balance	(1,721,796)	(541,945)	(2,500,000)	-	-	-	-
Estimated Beginning Fund Balance	57,014,949	3,735,587	3,101,465	502,828	140,145	906,166	-
Early Retirement Savings Estimate	-	-	-	-	-	-	-
Vacant Position Savings Estimate	-	-	-	-	-	-	-
Estimated Ending Fund Balance	55,293,153	3,193,642	601,465	502,828	140,145	906,166	-



2024-25 FINAL BUDGET | SUMMARY BY FUND

Category	Scholarship & Loan 95	OPEB Trust 71	PARS Trust 77	Student Clubs/Trusts 99	KVCR 74	Inland Futures Foundation 79	All Funds
Revenues							
Federal Revenues	-	-	-	-	397,711	-	29,708,043
State Revenues	-	-	-	-	-	-	182,114,338
Local Revenues	754,989	1,000,000	5,400,000	211,088	5,785,549	1,483,453	147,128,324
Other Financing Sources/Transfers In	-	-	-	-	3,452,352	-	22,370,374
Total Revenues	754,989	1,000,000	5,400,000	211,088	9,635,612	1,483,453	381,321,078
Expenses							
Academic Salaries	-	-	-	2,500	-	-	64,329,085
Classified Salaries	-	-	-	-	2,982,663	-	57,452,854
Employee Benefits	-	-	-	-	1,248,284	-	51,491,816
Supplies & materials	-	-	-	90,435	91,682	12,000	6,194,071
Other Expenses & Services	-	82,000	-	86,065	5,203,561	381,453	83,266,974
Capital Outlay	-	-	-	-	90,202	-	318,961,617
Other Outgo	754,989	-	5,202,000	32,088	-	1,090,000	112,914,675
Other Financing Uses/Transfers Out	-	-	-	-	-	-	-
Total Expenses	754,989	82,000	5,202,000	211,088	9,616,392	1,483,453	694,611,092
Net Increase (Decrease) to Fund Balance	-	918,000	198,000	-	19,220	-	(313,290,014)
Estimated Beginning Fund Balance	100,407	11,127,362	109,810,011	261,704	-	335,835	746,324,704
Early Retirement Savings Estimate	-	-	-	-	-	-	1,583,747
Vacant Position Savings Estimate	-	-	-	-	-	-	1,050,000
Estimated Ending Fund Balance	100,407	12,045,362	110,008,011	261,704	19,220	335,835	435,668,437



BUDGET DETAIL BY FUND TOTAL ALL FUNDS

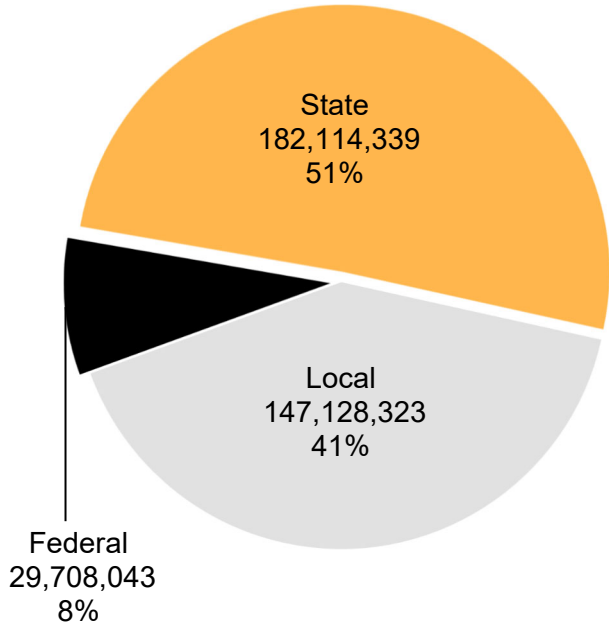
	Actual FY 2021-22	Actual FY 2022-23	Unaudited Actual FY 2023-24	Budget FY 2024-25
REVENUES				
FEDERAL REVENUES				
Higher Education & Financial Aid	546,283	578,285	677,995	921,903
Perkins (VTEA)	441,218	778,278	827,339	473,263
Other Federal Revenues	<u>45,525,524</u>	<u>37,402,400</u>	<u>25,863,143</u>	<u>28,312,877</u>
TOTAL FEDERAL REVENUES	46,513,024	38,758,962	27,368,477	29,708,043
STATE REVENUES				
General Apportionments	39,338,181	63,045,380	61,181,678	68,424,519
General Categorical Programs	24,521,231	31,074,618	41,890,962	48,885,533
Reimbursable Categorical Programs	8,471,156	36,435,108	38,048,082	33,960,879
Other State Revenues	<u>47,942,025</u>	<u>25,702,264</u>	<u>26,336,616</u>	<u>30,843,407</u>
TOTAL STATE REVENUES	120,272,593	156,257,371	167,457,337	182,114,339
LOCAL REVENUES				
Property Taxes	82,211,015	89,388,012	98,351,417	91,072,052
Contributions, Grants, etc.	1,799,358	1,723,758	4,096,671	4,638,958
Enrollment	5,342,775	5,323,352	4,102,045	6,987,562
Other Student Fees & Charges	3,357,560	2,551,441	3,405,592	2,993,424
Other Local Revenues	<u>10,721,356</u>	<u>34,086,040</u>	<u>56,772,067</u>	<u>41,436,327</u>
TOTAL LOCAL REVENUES	103,432,064	133,072,603	166,727,791	147,128,323
TOTAL REVENUES	<u>270,217,682</u>	<u>328,088,936</u>	<u>361,553,605</u>	<u>358,950,705</u>
EXPENDITURES				
Academic Salaries	51,548,508	55,501,355	60,641,432	63,185,249
Classified Salaries	43,197,927	44,106,025	50,766,575	56,726,946
Employee Benefits	37,456,628	40,499,966	46,694,196	50,727,814
Supplies & Materials	2,513,359	3,247,779	4,011,477	6,194,071
Other Expenses & Services	49,491,758	41,608,209	48,424,408	83,266,973
Capital Outlay	<u>21,574,511</u>	<u>68,388,556</u>	<u>114,481,704</u>	<u>318,961,617</u>
TOTAL EXPENDITURES	<u>205,782,690</u>	<u>253,351,889</u>	<u>325,019,792</u>	<u>579,062,670</u>
REVENUES OVER/(UNDER) EXPENDITURES	64,434,991	74,737,046	36,533,813	(220,111,965)
OTHER FINANCING SOURCES				
Sale of Fixed Assets	13,995	22,123	636,449	-
Proceeds--Long Term Debt	15,482	32,438	232,043,588	-
Incoming Transfers	16,085,121	32,248,099	20,274,504	22,370,374
Other Outgo	<u>(111,347,209)</u>	<u>(124,374,005)</u>	<u>(105,689,614)</u>	<u>(112,914,675)</u>
NET OTHER FINANCING SOURCES/(USES)	<u>(95,232,612)</u>	<u>(92,071,344)</u>	<u>147,264,928</u>	<u>(90,544,301)</u>
NET INCREASE/(DECREASE) IN FUND BALANCE	(30,797,620)	(17,334,298)	183,798,741	(310,656,268)
FUND BALANCE, JULY 1	609,785,673	579,835,266	562,523,865	746,324,705
Prior Years Adjustments	847,213	22,897	-	-
Adjusted Beginning Balance	610,632,886	579,858,163	562,525,962	746,324,705
FUND BALANCE, JUNE 30	579,835,266	562,523,865	746,324,705	435,668,437

BUDGET DETAIL BY FUND | TOTAL ALL FUNDS

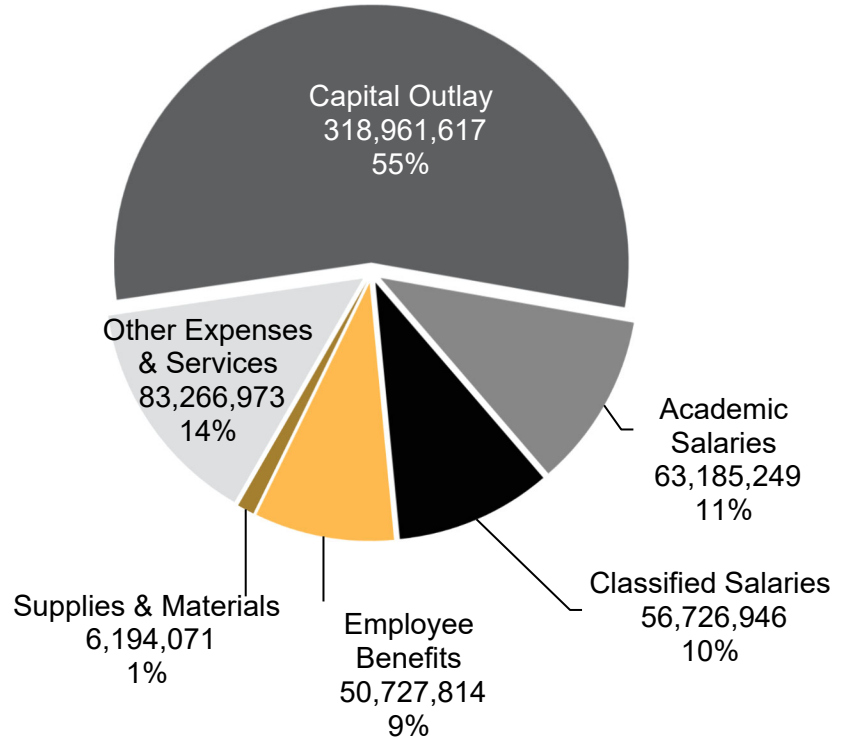


2024-25

Revenues | \$358,950,705

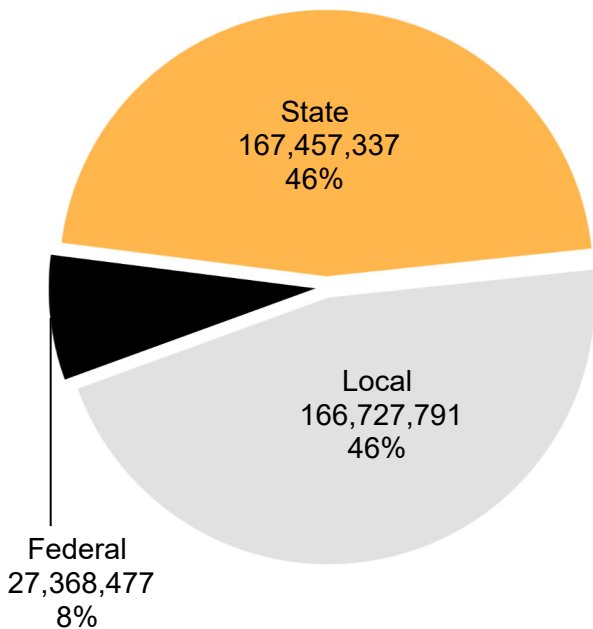


Expenditures | \$579,062,670

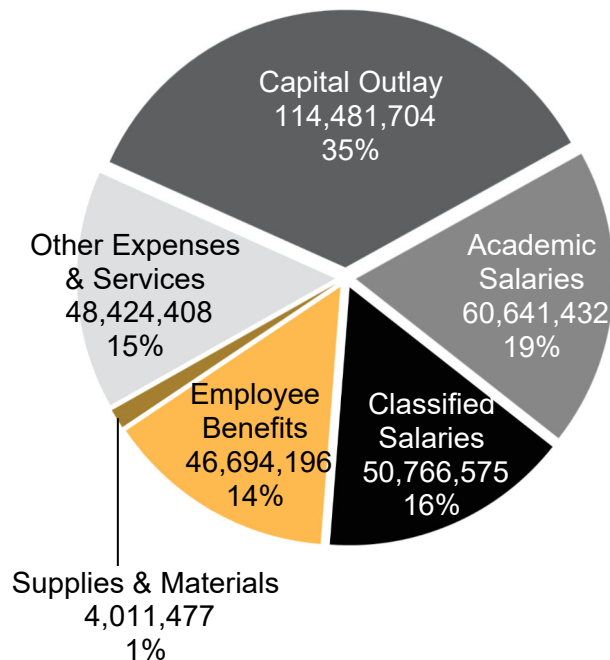


2023-24

Revenues | \$361,553,605



Expenditures | \$325,019,792



**BUDGET DETAIL BY FUND
UNRESTRICTED GENERAL FUND 01**



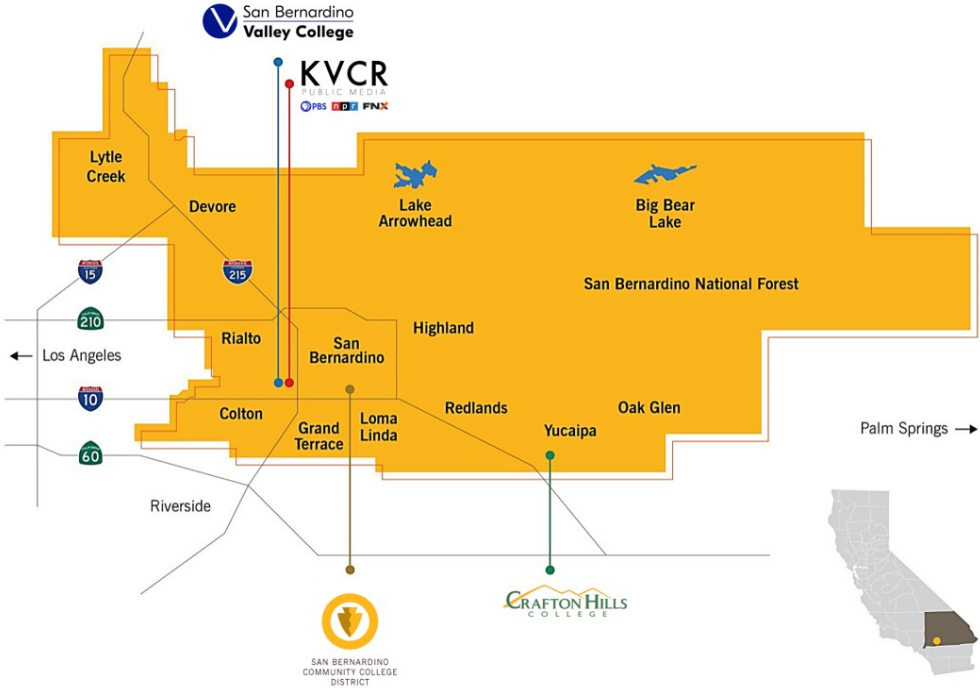
	Actual FY 2021-22	Actual FY 2022-23	Unaudited Actual FY 2023-24	Budget FY 2024-25
REVENUES				
FEDERAL REVENUES				
Higher Education & Financial Aid	79,739	82,588	27,210	-
Perkins (VTEA)	-	-	-	-
Other Federal Revenues	109,251	-	-	-
TOTAL FEDERAL REVENUES	188,990	82,588	27,210	-
STATE REVENUES				
General Apportionments	39,338,181	63,045,380	61,181,678	68,424,519
General Categorical Programs	-	-	-	-
Reimbursable Categorical Programs	-	15,000,000	-	-
Other State Revenues	39,965,445	17,741,735	21,226,703	23,532,136
TOTAL STATE REVENUES	79,303,626	95,787,116	82,408,380	91,956,655
LOCAL REVENUES				
Property Taxes	31,760,347	41,824,765	45,304,437	37,972,052
Contributions, Grants, etc.	-	-	-	-
Enrollment	5,342,775	5,323,352	4,102,045	6,987,562
Other Student Fees & Charges	920,777	795,429	1,149,178	-
Other Local Revenues	(765,810)	2,006,384	5,308,636	3,793,081
TOTAL LOCAL REVENUES	37,258,089	49,949,930	55,864,295	48,752,695
TOTAL REVENUES	116,750,705	145,819,634	138,299,886	140,709,350
EXPENDITURES				
Academic Salaries	44,791,986	48,661,101	53,204,894	54,463,530
Classified Salaries	30,451,280	30,000,214	33,095,649	34,563,954
Employee Benefits	25,171,575	28,768,683	31,009,513	36,377,770
Supplies & Materials	757,270	915,282	1,303,171	1,549,223
Other Expenses & Services	10,769,675	12,971,951	15,302,166	15,011,126
Capital Outlay	653,200	1,006,999	1,395,545	719,276
TOTAL EXPENDITURES	112,594,986	122,324,231	135,310,938	142,684,878
REVENUES OVER/(UNDER) EXPENDITURES	4,155,719	23,495,403	2,988,948	(1,975,528)
OTHER FINANCING SOURCES				
Sale of Fixed Assets	13,995	22,123	1,548	-
Proceeds--Long Term Debt	-	-	-	-
Incoming Transfers	197	149,446	-	3,250,000
Other Outgo	(4,120,770)	(17,867,373)	(3,819,269)	(1,215,591)
NET OTHER FINANCING SOURCES/(USES)	(4,106,578)	(17,695,804)	(3,817,720)	2,034,409
IN FUND BALANCE				
NET INCREASE/(DECREASE)	49,141	5,799,599	(828,772)	58,881
IN FUND BALANCE				
FUND BALANCE, JULY 1	24,893,310	19,242,905	25,042,504	24,213,732
Prior Years Adjustments	(5,699,546)	-	-	-
Adjusted Beginning Balance	19,193,764	19,242,905	25,042,504	24,213,732
FUND BALANCE, JUNE 30	19,242,905	25,042,504	24,213,732	24,272,613



BUDGET DETAIL BY FUND
UNRESTRICTED GENERAL FUND 01

Reserves

	Unaudited Actuals FY 2023-24	Final Budget FY 2024-25	Forecast FY 2025-26	Forecast FY 2026-27	Forecast FY 2027-28	Forecast FY 2028- 29
Beginning Fund Balance	25,042,504	24,213,732	24,272,613	24,578,428	24,914,599	25,366,770
Amount Added/(Used) to/(from) Fund Balance	(828,772)	58,881	305,815	336,172	452,171	794,424
Ending Fund Balance	24,213,732	24,272,613	24,578,428	24,914,599	25,366,770	26,161,194
Fund Balance in Months	2.04	2.02	2.00	2.00	2.00	2.03

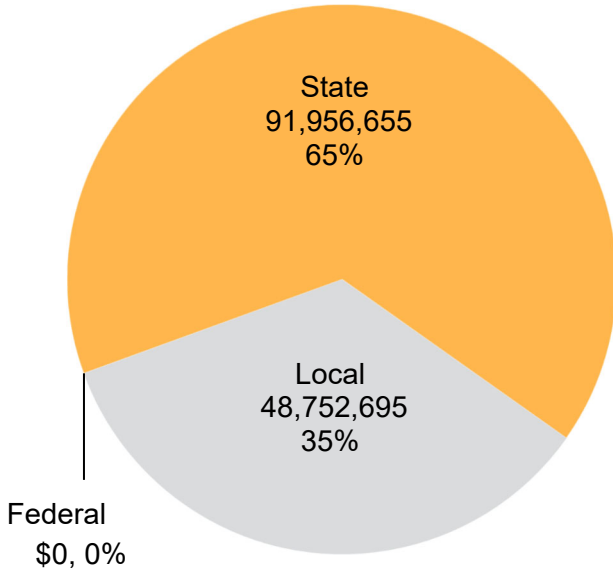




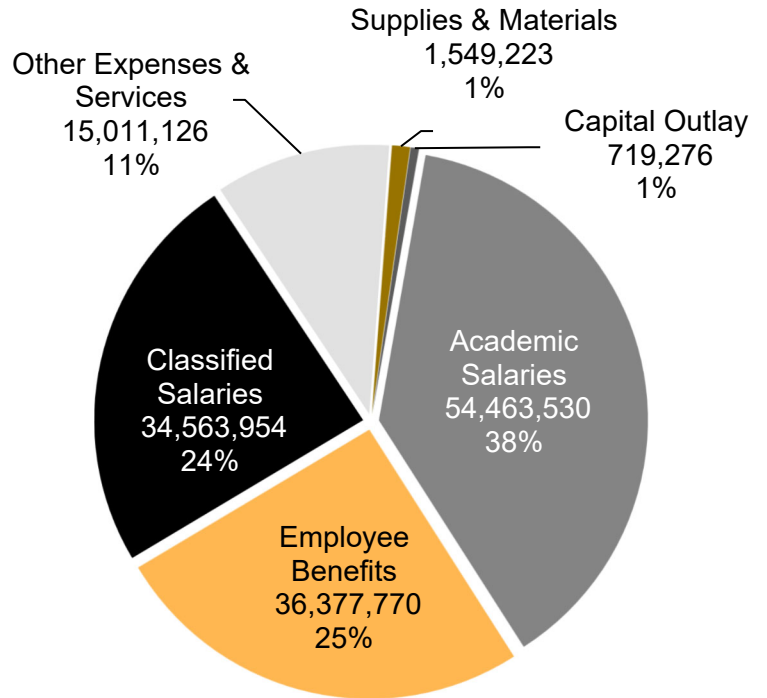
BUDGET DETAIL BY FUND UNRESTRICTED GENERAL FUND 01

2024-25

Revenues | \$140,709,350

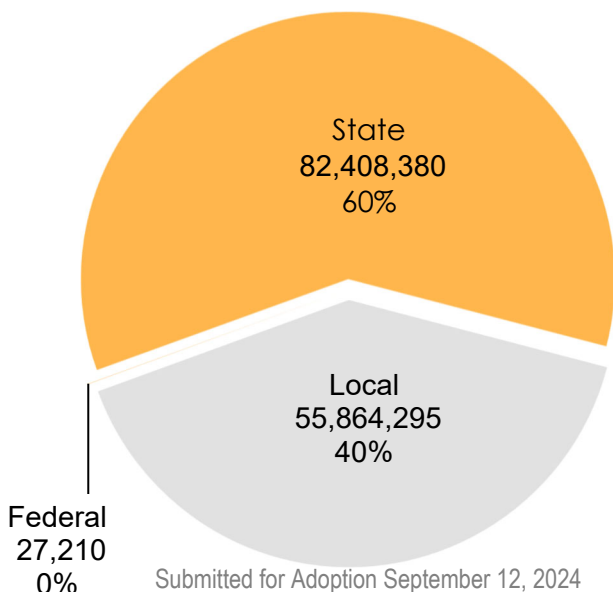


Expenditures | \$142,684,878

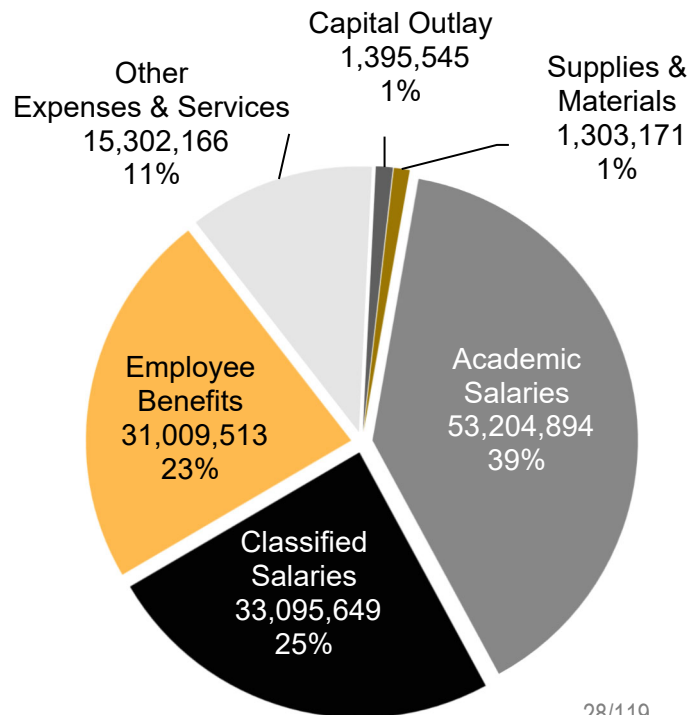


2023-24

Revenues | \$138,299,886



Expenditures | \$135,310,938

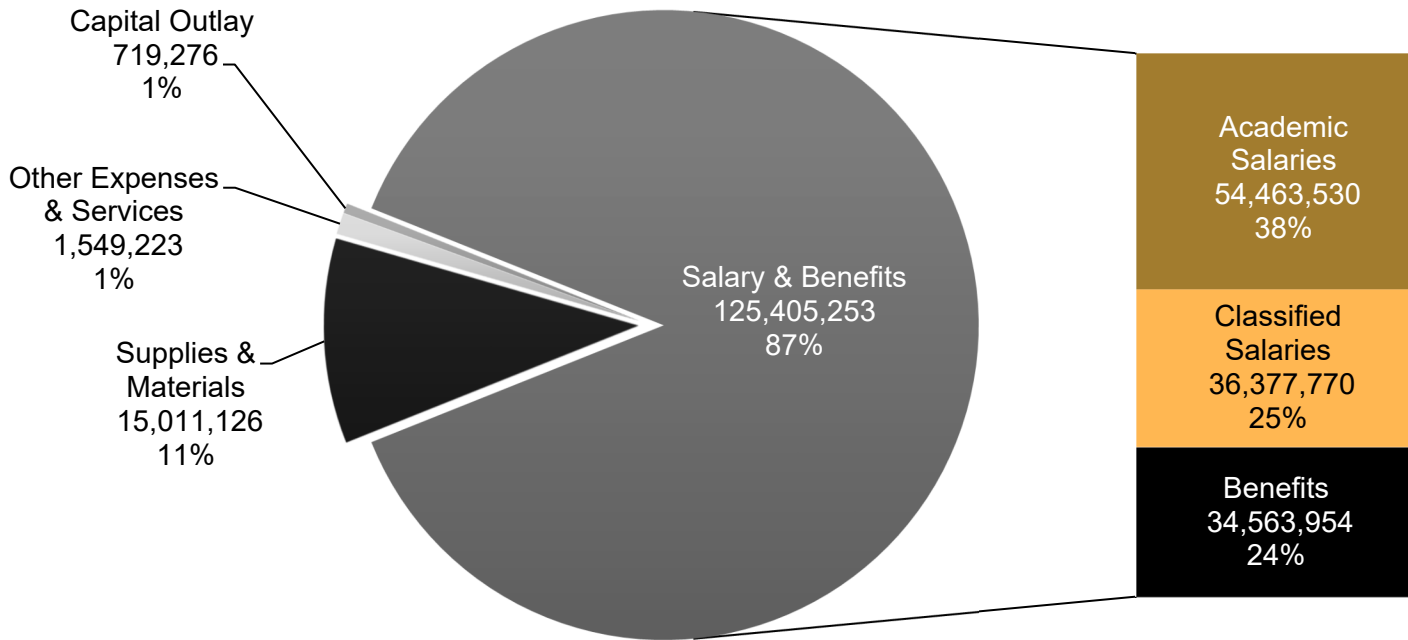




BUDGET DETAIL BY FUND UNRESTRICTED GENERAL FUND 01

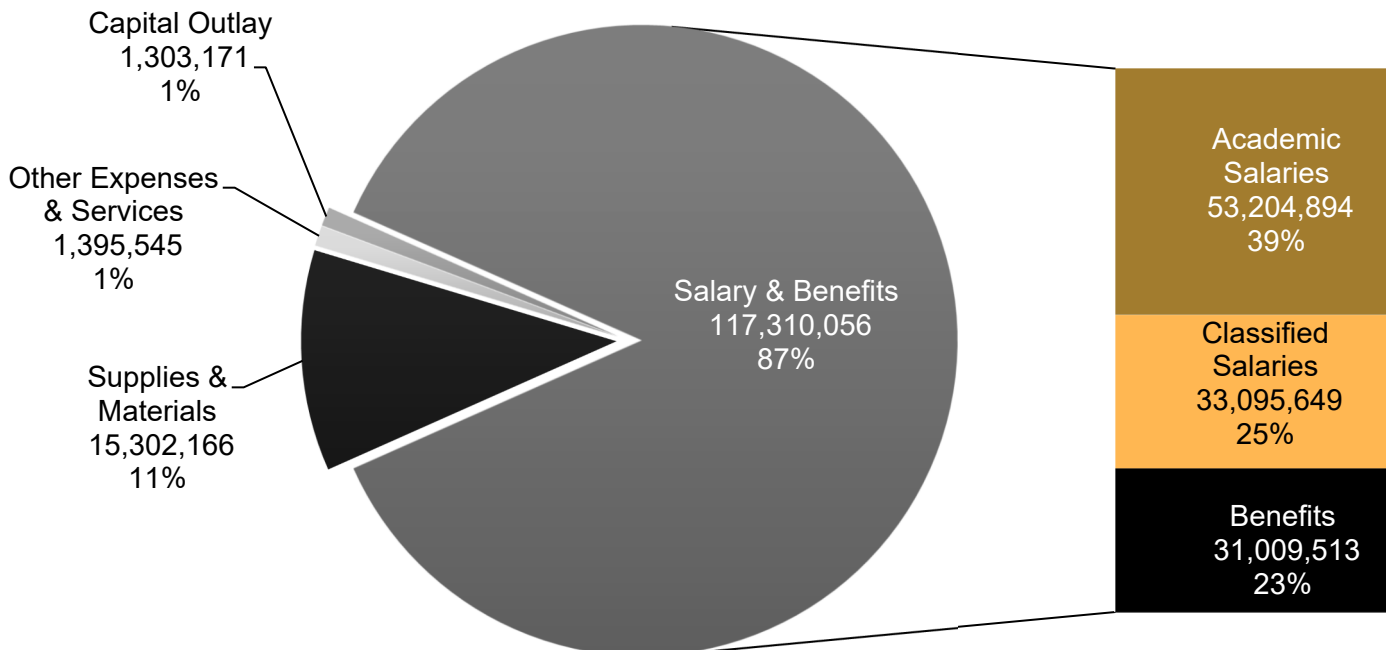
2024-25

Salary & Benefits | 87% of Expenditures



2023-24

Salary & Benefits | 87% of Expenditures



BUDGET DETAIL BY FUND RESTRICTED GENERAL FUND 01.50



	Actual FY 2021-22	Actual FY 2022-23	Unaudited Actual FY 2023-24	Budget FY 2024-25
REVENUES				
FEDERAL REVENUES				
Higher Education & Financial Aid	466,543	495,697	650,785	921,903
Perkins (VTEA)	441,218	778,278	827,339	473,263
Other Federal Revenues	13,806,619	15,973,477	1,280,673	4,200,128
TOTAL FEDERAL REVENUES	14,714,381	17,247,452	2,758,797	5,595,294
STATE REVENUES				
General Apportionments	-	-	-	-
General Categorical Programs	21,548,703	27,511,885	38,307,076	44,606,048
Reimbursable Categorical Programs	8,037,660	7,391,861	16,843,743	30,621,086
Other State Revenues	2,270,176	2,861,425	(1,733,285)	1,673,560
TOTAL STATE REVENUES	31,856,539	37,765,170	53,417,533	76,900,695
LOCAL REVENUES				
Property Taxes	-	-	-	-
Contributions, Grants, etc.	76,477	100,723	1,285,369	60,070
Enrollment	-	-	-	-
Other Student Fees & Charges	1,947,959	1,279,083	1,591,073	2,195,542
Other Local Revenues	1,462,392	795,100	2,119,586	9,921,108
TOTAL LOCAL REVENUES	3,486,828	2,174,905	4,996,028	12,176,719
TOTAL REVENUES	50,057,747	57,187,527	61,172,358	94,672,708
EXPENDITURES				
Academic Salaries	6,756,523	6,840,254	7,431,038	8,719,219
Classified Salaries	8,045,636	9,144,864	11,699,932	15,408,163
Employee Benefits	5,293,411	5,859,608	7,051,438	8,461,155
Supplies & Materials	1,278,112	1,579,055	1,887,570	3,878,628
Other Expenses & Services	12,050,800	14,112,011	15,533,657	46,916,214
Capital Outlay	3,672,774	8,377,326	6,625,906	5,702,425
TOTAL EXPENDITURES	37,097,255	45,913,118	50,229,541	89,085,804
REVENUES OVER/(UNDER) EXPENDITURES	12,960,492	11,274,409	10,942,818	5,586,904
OTHER FINANCING SOURCES				
Sale of Fixed Assets	-	-	-	-
Proceeds--Long Term Debt	-	-	-	-
Incoming Transfers	11,184,600	11,032,906	13,097,673	13,348,938
Other Outgo	(18,362,476)	(24,183,951)	(24,040,491)	(18,935,842)
NET OTHER FINANCING SOURCES/(USES)	(7,177,876)	(13,151,044)	(10,942,818)	(5,586,904)
IN FUND BALANCE				
NET INCREASE/(DECREASE)	5,782,616	(1,876,636)	(0)	(0)
IN FUND BALANCE				
FUND BALANCE, JULY 1	9,706,067	21,188,229	19,311,593	19,311,593
Prior Years Adjustments	5,699,546	-	-	-
Adjusted Beginning Balance	15,405,613	21,188,229	19,311,593	19,311,593
FUND BALANCE, JUNE 30	21,188,229	19,311,593	19,311,593	19,311,593

BUDGET DETAIL BY FUND BOND INTEREST & REDEMPTION FUND 21



	Actual FY 2021-22	Actual FY 2022-23	Unaudited Actual FY 2023-24	Budget FY 2024-25
REVENUES				
FEDERAL REVENUES				
Higher Education & Financial Aid	-	-	-	-
Perkins (VTEA)	-	-	-	-
Other Federal Revenues	-	-	-	-
TOTAL FEDERAL REVENUES	-	-	-	-
STATE REVENUES				
General Apportionments	-	-	-	-
General Categorical Programs	-	-	-	-
Reimbursable Categorical Programs	-	-	-	-
Other State Revenues	300,555	243,522	238,483	200,000
TOTAL STATE REVENUES	300,555	243,522	238,483	200,000
LOCAL REVENUES				
Property Taxes	50,450,668	47,563,247	53,046,980	53,100,000
Contributions, Grants, etc.	-	-	-	-
Enrollment	-	-	-	-
Other Student Fees & Charges	-	-	-	-
Other Local Revenues	(1,150,836)	356,892	2,643,312	1,700,000
TOTAL LOCAL REVENUES	49,299,832	47,920,139	55,690,291	54,800,000
TOTAL REVENUES	<u>49,600,387</u>	<u>48,163,662</u>	<u>55,928,775</u>	<u>55,000,000</u>
EXPENDITURES				
Academic Salaries	-	-	-	-
Classified Salaries	-	-	-	-
Employee Benefits	-	-	-	-
Supplies & Materials	-	-	-	-
Other Expenses & Services	-	-	-	-
Capital Outlay	-	-	-	-
TOTAL EXPENDITURES	-	-	-	-
REVENUES OVER/(UNDER) EXPENDITURES	49,600,387	48,163,662	55,928,775	55,000,000
OTHER FINANCING SOURCES				
Sale of Fixed Assets	-	-	-	-
Proceeds--Long Term Debt	15,482	32,438	11,578,588	-
Incoming Transfers	-	-	-	-
Other Outgo	(50,438,932)	(51,910,959)	(45,146,805)	(55,000,000)
NET OTHER FINANCING SOURCES/(USES) IN FUND BALANCE	<u>(50,423,450)</u>	<u>(51,878,521)</u>	<u>(33,568,218)</u>	<u>(55,000,000)</u>
NET INCREASE/(DECREASE) IN FUND BALANCE	(823,063)	(3,714,859)	22,360,557	-
FUND BALANCE, JULY 1	69,582,145	68,759,082	65,044,223	87,404,780
Prior Years Adjustments	-	-	-	-
Adjusted Beginning Balance	69,582,145	68,759,082	65,044,223	87,404,780
FUND BALANCE, JUNE 30	68,759,082	65,044,223	87,404,780	87,404,780

BUDGET DETAIL BY FUND CHILD DEVELOPMENT FUND 72



	Actual FY 2021-22	Actual FY 2022-23	Unaudited Actual FY 2023-24	Budget FY 2024-25
REVENUES				
FEDERAL REVENUES				
Higher Education & Financial Aid	-	-	-	-
Perkins (VTEA)	-	-	-	-
Other Federal Revenues	461,657	486,720	649,901	551,215
TOTAL FEDERAL REVENUES	<u>461,657</u>	<u>486,720</u>	<u>649,901</u>	<u>551,215</u>
STATE REVENUES				
General Apportionments	-	-	-	-
General Categorical Programs	2,972,528	3,562,734	3,583,886	4,279,484
Reimbursable Categorical Programs	97,114	29,867	281,069	214,313
Other State Revenues	37,267	10,687	10,109	-
TOTAL STATE REVENUES	<u>3,106,909</u>	<u>3,603,288</u>	<u>3,875,064</u>	<u>4,493,797</u>
LOCAL REVENUES				
Property Taxes	-	-	-	-
Contributions, Grants, etc.	-	-	-	-
Enrollment	-	-	-	-
Other Student Fees & Charges	95,859	115,290	44,100	171,473
Other Local Revenues	100,899	38,921	58,410	19,819
TOTAL LOCAL REVENUES	<u>196,759</u>	<u>154,211</u>	<u>102,510</u>	<u>191,291</u>
TOTAL REVENUES	<u><u>3,765,325</u></u>	<u><u>4,244,218</u></u>	<u><u>4,627,474</u></u>	<u><u>5,236,304</u></u>
EXPENDITURES				
Academic Salaries	-	-	-	-
Classified Salaries	2,170,354	2,008,326	2,499,170	2,677,810
Employee Benefits	946,567	995,874	1,208,964	1,380,930
Supplies & Materials	341,315	475,194	481,228	255,829
Other Expenses & Services	147,194	295,988	283,603	256,078
Capital Outlay	275,588	170,517	232,142	665,657
TOTAL EXPENDITURES	<u>3,881,019</u>	<u>3,945,899</u>	<u>4,705,106</u>	<u>5,236,304</u>
REVENUES OVER/(UNDER) EXPENDITURES	<u>(115,694)</u>	<u>298,319</u>	<u>(77,632)</u>	<u>(0)</u>
OTHER FINANCING SOURCES				
Sale of Fixed Assets	-	-	-	-
Proceeds--Long Term Debt	-	-	-	-
Incoming Transfers	115,694	-	-	-
Other Outgo	-	(115,694)	2,960	-
NET OTHER FINANCING SOURCES/(USES) IN FUND BALANCE	<u>115,694</u>	<u>(115,694)</u>	<u>2,960</u>	<u>-</u>
NET INCREASE/(DECREASE) IN FUND BALANCE	<u>(0)</u>	<u>182,625</u>	<u>(74,672)</u>	<u>(0)</u>
FUND BALANCE, JULY 1	-	(0)	182,624	107,952
Prior Years Adjustments	-	-	-	-
Adjusted Beginning Balance	-	(0)	182,624	107,952
FUND BALANCE, JUNE 30	<u>(0)</u>	<u>182,624</u>	<u>107,952</u>	<u>107,952</u>

BUDGET DETAIL BY FUND CAPITAL OUTLAY FUND 41



	Actual FY 2021-22	Actual FY 2022-23	Unaudited Actual FY 2023-24	Budget FY 2024-25
REVENUES				
FEDERAL REVENUES				
Higher Education & Financial Aid	-	-	-	-
Perkins (VTEA)	-	-	-	-
Other Federal Revenues	-	-	-	-
TOTAL FEDERAL REVENUES	-	2,098	-	-
STATE REVENUES				
General Apportionments	-	-	-	-
General Categorical Programs	-	-	-	-
Reimbursable Categorical Programs	321,000	13,999,999	20,923,270	3,125,480
Other State Revenues	-	-	48,251	48,251
TOTAL STATE REVENUES	321,000	13,999,999	20,971,521	3,173,731
LOCAL REVENUES				
Property Taxes	-	-	-	-
Contributions, Grants, etc.	-	-	51,839	-
Enrollment	-	-	-	-
Other Student Fees & Charges	51,506	-	239,156	-
Other Local Revenues	3,045,011	3,778,542	4,499,132	540,945
TOTAL LOCAL REVENUES	3,096,517	3,778,542	4,790,127	540,945
TOTAL REVENUES	<u>3,417,517</u>	<u>17,780,639</u>	<u>25,761,648</u>	<u>3,714,676</u>
EXPENDITURES				
Academic Salaries	-	-	-	-
Classified Salaries	218,582	250,084	272,821	278,627
Employee Benefits	93,360	107,209	118,906	132,957
Supplies & Materials	-	-	-	-
Other Expenses & Services	120,078	106,732	362,731	2,826,277
Capital Outlay	115,256	14,223,966	19,742,885	4,269,306
TOTAL EXPENDITURES	<u>547,276</u>	<u>14,687,991</u>	<u>20,497,344</u>	<u>7,507,167</u>
REVENUES OVER/(UNDER) EXPENDITURES	2,870,241	3,092,648	5,264,304	(3,792,491)
OTHER FINANCING SOURCES				
Sale of Fixed Assets	-	-	634,901	-
Proceeds--Long Term Debt	-	-	-	-
Incoming Transfers	-	2,098	-	-
Other Outgo	-	(2,098)	-	(1,066,216)
NET OTHER FINANCING SOURCES/(USES)	-	-	634,901	(1,066,216)
IN FUND BALANCE				
NET INCREASE/(DECREASE)	2,870,241	3,092,648	5,899,205	(4,858,707)
IN FUND BALANCE				
FUND BALANCE, JULY 1	6,697,079	9,567,320	12,659,969	18,559,174
Prior Years Adjustments	-	-	-	-
Adjusted Beginning Balance	6,697,079	9,567,320	12,659,969	18,559,174
FUND BALANCE, JUNE 30	9,567,320	12,659,969	18,559,174	13,700,467

BUDGET DETAIL BY FUND MEASURE M FUND 42



	Actual FY 2021-22	Actual FY 2022-23	Unaudited Actual FY 2023-24	Budget FY 2024-25
REVENUES				
FEDERAL REVENUES				
Higher Education & Financial Aid	-	-	-	-
Perkins (VTEA)	-	-	-	-
Other Federal Revenues	-	-	-	-
TOTAL FEDERAL REVENUES	<u>-</u>	<u>-</u>	<u>-</u>	<u>-</u>
STATE REVENUES				
General Apportionments	-	-	-	-
General Categorical Programs	-	-	-	-
Reimbursable Categorical Programs	-	-	-	-
Other State Revenues	-	-	-	-
TOTAL STATE REVENUES	<u>-</u>	<u>-</u>	<u>-</u>	<u>-</u>
LOCAL REVENUES				
Property Taxes	-	-	-	-
Contributions, Grants, etc.	-	-	-	-
Enrollment	-	-	-	-
Other Student Fees & Charges	-	-	-	-
Other Local Revenues	<u>33,163</u>	<u>618,818</u>	<u>3,439,403</u>	<u>800,000</u>
TOTAL LOCAL REVENUES	<u>33,163</u>	<u>618,818</u>	<u>3,439,403</u>	<u>800,000</u>
TOTAL REVENUES	<u><u>33,163</u></u>	<u><u>618,818</u></u>	<u><u>3,439,403</u></u>	<u><u>800,000</u></u>
EXPENDITURES				
Academic Salaries	-	-	-	-
Classified Salaries	-	-	-	-
Employee Benefits	-	-	-	-
Supplies & Materials	-	-	-	-
Other Expenses & Services	7,080	20,396	477,188	1,343,286
Capital Outlay	<u>239,849</u>	<u>1,609,862</u>	<u>3,035,385</u>	<u>10,195,142</u>
TOTAL EXPENDITURES	<u><u>246,929</u></u>	<u><u>1,630,257</u></u>	<u><u>3,512,573</u></u>	<u><u>11,538,428</u></u>
REVENUES OVER/(UNDER) EXPENDITURES	(213,766)	(1,011,439)	(73,170)	(10,738,428)
OTHER FINANCING SOURCES				
Sale of Fixed Assets	-	-	-	-
Proceeds--Long Term Debt	-	-	50,805,000	-
Incoming Transfers	-	-	-	-
Other Outgo	-	-	-	-
NET OTHER FINANCING SOURCES/(USES) IN FUND BALANCE	<u>-</u>	<u>-</u>	<u>50,805,000</u>	<u>-</u>
NET INCREASE/(DECREASE) IN FUND BALANCE	(213,766)	(1,011,439)	50,731,830	(10,738,428)
FUND BALANCE, JULY 1	30,977,224	30,763,458	29,752,018	80,483,848
Prior Years Adjustments	-	-	-	-
Adjusted Beginning Balance	<u>30,977,224</u>	<u>30,763,458</u>	<u>29,752,018</u>	<u>80,483,848</u>
FUND BALANCE, JUNE 30	30,763,458	29,752,018	80,483,848	69,745,420

BUDGET DETAIL BY FUND MEASURE CC FUND 44



	Actual FY 2021-22	Actual FY 2022-23	Unaudited Actual FY 2023-24	Budget FY 2024-25
REVENUES				
FEDERAL REVENUES				
Higher Education & Financial Aid	-	-	-	-
Perkins (VTEA)	-	-	-	-
Other Federal Revenues	-	-	-	-
TOTAL FEDERAL REVENUES	<u>-</u>	<u>-</u>	<u>-</u>	<u>-</u>
STATE REVENUES				
General Apportionments	-	-	-	-
General Categorical Programs	-	-	-	-
Reimbursable Categorical Programs	-	-	-	-
Other State Revenues	-	-	-	-
TOTAL STATE REVENUES	<u>-</u>	<u>-</u>	<u>-</u>	<u>-</u>
LOCAL REVENUES				
Property Taxes	-	-	-	-
Contributions, Grants, etc.	-	-	-	-
Enrollment	-	-	-	-
Other Student Fees & Charges	-	-	-	-
Other Local Revenues	<u>(4,137,311)</u>	<u>5,206,690</u>	<u>11,440,093</u>	<u>6,000,000</u>
TOTAL LOCAL REVENUES	<u>(4,137,311)</u>	<u>5,206,690</u>	<u>11,440,093</u>	<u>6,000,000</u>
TOTAL REVENUES	<u><u>(4,137,311)</u></u>	<u><u>5,206,690</u></u>	<u><u>11,440,093</u></u>	<u><u>6,000,000</u></u>
EXPENDITURES				
Academic Salaries	-	-	-	-
Classified Salaries	357,294	315,354	343,206	363,793
Employee Benefits	144,726	139,847	152,298	176,605
Supplies & Materials	-	39	70	1,000
Other Expenses & Services	123,657	726,845	412,276	3,293,484
Capital Outlay	<u>16,114,919</u>	<u>42,322,290</u>	<u>82,668,174</u>	<u>293,654,610</u>
TOTAL EXPENDITURES	<u><u>16,740,597</u></u>	<u><u>43,504,375</u></u>	<u><u>83,576,024</u></u>	<u><u>297,489,492</u></u>
REVENUES OVER/(UNDER) EXPENDITURES	<u><u>(20,877,908)</u></u>	<u><u>(38,297,684)</u></u>	<u><u>(72,135,931)</u></u>	<u><u>(291,489,492)</u></u>
OTHER FINANCING SOURCES				
Sale of Fixed Assets	-	-	-	-
Proceeds--Long Term Debt	-	-	169,660,000	-
Incoming Transfers	-	-	-	-
Other Outgo	-	-	-	-
NET OTHER FINANCING SOURCES/(USES)	<u>-</u>	<u>-</u>	<u>169,660,000</u>	<u>-</u>
IN FUND BALANCE				
NET INCREASE/(DECREASE) IN FUND BALANCE	<u><u>(20,877,908)</u></u>	<u><u>(38,297,684)</u></u>	<u><u>97,524,069</u></u>	<u><u>(291,489,492)</u></u>
FUND BALANCE, JULY 1	<u>290,642,431</u>	<u>269,764,523</u>	<u>231,466,838</u>	<u>328,990,907</u>
Prior Years Adjustments	-	-	-	-
Adjusted Beginning Balance	290,642,431	269,764,523	231,466,838	328,990,907
FUND BALANCE, JUNE 30	<u>269,764,523</u>	<u>231,466,838</u>	<u>328,990,907</u>	<u>37,501,415</u>

BUDGET DETAIL BY FUND CAFETERIA FUND 52



	Actual FY 2021-22	Actual FY 2022-23	Unaudited Actual FY 2023-24	Budget FY 2024-25
REVENUES				
FEDERAL REVENUES				
Higher Education & Financial Aid	-	-	-	-
Perkins (VTEA)	-	-	-	-
Other Federal Revenues	-	-	-	-
TOTAL FEDERAL REVENUES	<u>-</u>	<u>-</u>	<u>-</u>	<u>-</u>
STATE REVENUES				
General Apportionments	-	-	-	-
General Categorical Programs	-	-	-	-
Reimbursable Categorical Programs	-	-	-	-
Other State Revenues	-	-	-	-
TOTAL STATE REVENUES	<u>-</u>	<u>-</u>	<u>-</u>	<u>-</u>
LOCAL REVENUES				
Property Taxes	-	-	-	-
Contributions, Grants, etc.	-	-	-	-
Enrollment	-	-	-	-
Other Student Fees & Charges	-	-	-	-
Other Local Revenues	<u>165,584</u>	<u>402,798</u>	<u>465,953</u>	<u>574,367</u>
TOTAL LOCAL REVENUES	<u>165,584</u>	<u>402,798</u>	<u>465,953</u>	<u>574,367</u>
TOTAL REVENUES	<u><u>165,584</u></u>	<u><u>402,798</u></u>	<u><u>465,953</u></u>	<u><u>574,367</u></u>
EXPENDITURES				
Academic Salaries	-	-	-	-
Classified Salaries	258,468	269,573	282,265	329,545
Employee Benefits	-	-	-	(0)
Supplies & Materials	62,400	154,473	177,563	235,565
Other Expenses & Services	4,103	9,169	10,679	9,257
Capital Outlay	-	-	-	-
TOTAL EXPENDITURES	<u>324,971</u>	<u>433,216</u>	<u>470,507</u>	<u>574,367</u>
REVENUES OVER/(UNDER) EXPENDITURES	<u>(159,387)</u>	<u>(30,418)</u>	<u>(4,554)</u>	<u>(0)</u>
OTHER FINANCING SOURCES				
Sale of Fixed Assets	-	-	-	-
Proceeds--Long Term Debt	-	-	-	-
Incoming Transfers	-	-	-	-
Other Outgo	-	-	-	-
NET OTHER FINANCING SOURCES/(USES)	<u>-</u>	<u>-</u>	<u>-</u>	<u>-</u>
IN FUND BALANCE				
NET INCREASE/(DECREASE)	<u>(159,387)</u>	<u>(30,418)</u>	<u>(4,554)</u>	<u>(0)</u>
IN FUND BALANCE				
FUND BALANCE, JULY 1	<u>410,618</u>	<u>251,231</u>	<u>220,813</u>	<u>216,259</u>
Prior Years Adjustments	-	-	-	-
Adjusted Beginning Balance	410,618	251,231	220,813	216,259
FUND BALANCE, JUNE 30	<u>251,231</u>	<u>220,813</u>	<u>216,259</u>	<u>216,259</u>



BUDGET DETAIL BY FUND INVESTMENT PROPERTIES FUND 59

	Actual FY 2021-22	Actual FY 2022-23	Unaudited Actual FY 2023-24	Budget FY 2024-25
REVENUES				
FEDERAL REVENUES				
Higher Education & Financial Aid	-	-	-	-
Perkins (VTEA)	-	-	-	-
Other Federal Revenues	-	-	-	-
TOTAL FEDERAL REVENUES	-	-	-	-
STATE REVENUES				
General Apportionments	-	-	-	-
General Categorical Programs	-	-	-	-
Reimbursable Categorical Programs	-	-	-	-
Other State Revenues	-	-	-	-
TOTAL STATE REVENUES	-	-	-	-
LOCAL REVENUES				
Property Taxes	-	-	-	-
Contributions, Grants, etc.	-	-	-	-
Enrollment	-	-	-	-
Other Student Fees & Charges	-	-	-	-
Other Local Revenues	4,839,627	3,958,172	4,928,187	5,201,007
TOTAL LOCAL REVENUES	4,839,627	3,958,172	4,928,187	5,201,007
TOTAL REVENUES	<u>4,839,627</u>	<u>3,958,172</u>	<u>4,928,187</u>	<u>5,201,007</u>
EXPENDITURES				
Academic Salaries	-	-	-	-
Classified Salaries	-	-	-	-
Employee Benefits	-	-	-	-
Supplies & Materials	33,878	31,122	43,348	-
Other Expenses & Services	2,232,882	2,412,370	2,749,819	3,356,804
Capital Outlay	498,598	602,957	629,701	3,565,999
TOTAL EXPENDITURES	<u>2,765,358</u>	<u>3,046,450</u>	<u>3,422,868</u>	<u>6,922,803</u>
REVENUES OVER/(UNDER) EXPENDITURES	2,074,269	911,723	1,505,319	(1,721,796)
OTHER FINANCING SOURCES				
Sale of Fixed Assets	-	-	-	-
Proceeds--Long Term Debt	-	-	-	-
Incoming Transfers	-	-	-	-
Other Outgo	(73,453)	-	-	-
NET OTHER FINANCING SOURCES/(USES) IN FUND BALANCE	<u>(73,453)</u>	<u>-</u>	<u>-</u>	<u>-</u>
NET INCREASE/(DECREASE) IN FUND BALANCE	2,000,816	911,723	1,505,319	(1,721,796)
FUND BALANCE, JULY 1	52,597,091	54,597,907	55,509,629	57,014,949
Prior Years Adjustments	-	-	-	-
Adjusted Beginning Balance	52,597,091	54,597,907	55,509,629	57,014,949
FUND BALANCE, JUNE 30	54,597,907	55,509,629	57,014,949	55,293,153



BUDGET DETAIL BY FUND WORKERS COMP & SELF INSURANCE FUNDS 78/84

	Actual FY 2021-22	Actual FY 2022-23	Unaudited Actual FY 2023-24	Budget FY 2024-25
REVENUES				
FEDERAL REVENUES				
Higher Education & Financial Aid	-	-	-	-
Perkins (VTEA)	-	-	-	-
Other Federal Revenues	-	-	-	-
TOTAL FEDERAL REVENUES	<u>-</u>	<u>-</u>	<u>-</u>	<u>-</u>
STATE REVENUES				
General Apportionments	-	-	-	-
General Categorical Programs	-	-	-	-
Reimbursable Categorical Programs	-	-	-	-
Other State Revenues	-	-	-	-
TOTAL STATE REVENUES	<u>-</u>	<u>-</u>	<u>-</u>	<u>-</u>
LOCAL REVENUES				
Property Taxes	-	-	-	-
Contributions, Grants, etc.	-	-	-	-
Enrollment	-	-	-	-
Other Student Fees & Charges	-	-	-	-
Other Local Revenues	1,320,817	2,051,844	2,573,553	2,444,920
TOTAL LOCAL REVENUES	<u>1,320,817</u>	<u>2,051,844</u>	<u>2,573,553</u>	<u>2,444,920</u>
TOTAL REVENUES	<u>1,320,817</u>	<u>2,051,844</u>	<u>2,573,553</u>	<u>2,444,920</u>
EXPENDITURES				
Academic Salaries	-	-	-	-
Classified Salaries	-	-	-	-
Employee Benefits	-	-	-	-
Supplies & Materials	-	-	-	-
Other Expenses & Services	3,022,471	3,004,989	5,510,664	4,186,865
Capital Outlay	-	-	-	-
TOTAL EXPENDITURES	<u>3,022,471</u>	<u>3,004,989</u>	<u>5,510,664</u>	<u>4,186,865</u>
REVENUES OVER/(UNDER) EXPENDITURES	<u>(1,701,654)</u>	<u>(953,144)</u>	<u>(2,937,112)</u>	<u>(1,741,945)</u>
OTHER FINANCING SOURCES				
Sale of Fixed Assets	-	-	-	-
Proceeds--Long Term Debt	-	-	-	-
Incoming Transfers	580,000	800,000	1,200,000	1,200,000
Other Outgo	-	-	-	-
NET OTHER FINANCING SOURCES/(USES) IN FUND BALANCE	<u>580,000</u>	<u>800,000</u>	<u>1,200,000</u>	<u>1,200,000</u>
NET INCREASE/(DECREASE) IN FUND BALANCE	<u>(1,121,654)</u>	<u>(153,144)</u>	<u>(1,737,112)</u>	<u>(541,945)</u>
FUND BALANCE, JULY 1	<u>5,873,431</u>	<u>5,598,990</u>	<u>5,472,699</u>	<u>3,735,587</u>
Prior Years Adjustments	847,213	26,853	-	-
Adjusted Beginning Balance	6,720,644	5,625,843	5,472,699	3,735,587
FUND BALANCE, JUNE 30	<u>5,598,990</u>	<u>5,472,699</u>	<u>3,735,587</u>	<u>3,193,642</u>

BUDGET DETAIL BY FUND RETIREE BENEFIT FUND 68



	Actual FY 2021-22	Actual FY 2022-23	Unaudited Actual FY 2023-24	Budget FY 2024-25
REVENUES				
FEDERAL REVENUES				
Higher Education & Financial Aid	-	-	-	-
Perkins (VTEA)	-	-	-	-
Other Federal Revenues	-	-	-	-
TOTAL FEDERAL REVENUES	<u>-</u>	<u>-</u>	<u>-</u>	<u>-</u>
STATE REVENUES				
General Apportionments	-	-	-	-
General Categorical Programs	-	-	-	-
Reimbursable Categorical Programs	-	-	-	-
Other State Revenues	-	-	-	-
TOTAL STATE REVENUES	<u>-</u>	<u>-</u>	<u>-</u>	<u>-</u>
LOCAL REVENUES				
Property Taxes	-	-	-	-
Contributions, Grants, etc.	-	-	-	-
Enrollment	-	-	-	-
Other Student Fees & Charges	-	-	-	-
Other Local Revenues	<u>74,447</u>	<u>206,569</u>	<u>280,553</u>	<u>371,000</u>
TOTAL LOCAL REVENUES	<u>74,447</u>	<u>206,569</u>	<u>280,553</u>	<u>371,000</u>
TOTAL REVENUES	<u><u>74,447</u></u>	<u><u>206,569</u></u>	<u><u>280,553</u></u>	<u><u>371,000</u></u>
EXPENDITURES				
Academic Salaries	-	-	-	-
Classified Salaries	-	-	-	-
Employee Benefits	711,738	636,119	2,742,881	2,871,000
Supplies & Materials	-	-	-	-
Other Expenses & Services	-	-	-	-
Capital Outlay	-	-	-	-
TOTAL EXPENDITURES	<u>711,738</u>	<u>636,119</u>	<u>2,742,881</u>	<u>2,871,000</u>
REVENUES OVER/(UNDER) EXPENDITURES	<u>(637,291)</u>	<u>(429,551)</u>	<u>(2,462,328)</u>	<u>(2,500,000)</u>
OTHER FINANCING SOURCES				
Sale of Fixed Assets	-	-	-	-
Proceeds--Long Term Debt	-	-	-	-
Incoming Transfers	1,076,250	-	2,300,000	-
Other Outgo	-	-	-	-
NET OTHER FINANCING SOURCES/(USES)	<u>1,076,250</u>	<u>-</u>	<u>2,300,000</u>	<u>-</u>
IN FUND BALANCE				
NET INCREASE/(DECREASE)	<u>438,959</u>	<u>(429,551)</u>	<u>(162,328)</u>	<u>(2,500,000)</u>
IN FUND BALANCE				
FUND BALANCE, JULY 1	<u>3,254,384</u>	<u>3,693,343</u>	<u>3,263,793</u>	<u>3,101,465</u>
Prior Years Adjustments	-	-	-	-
Adjusted Beginning Balance	3,254,384	3,693,343	3,263,793	3,101,465
FUND BALANCE, JUNE 30	<u>3,693,343</u>	<u>3,263,793</u>	<u>3,101,465</u>	<u>601,465</u>

BUDGET DETAIL BY FUND ASSOCIATED STUDENTS FUND 91



	Actual FY 2021-22	Actual FY 2022-23	Unaudited Actual FY 2023-24	Budget FY 2024-25
REVENUES				
FEDERAL REVENUES				
Higher Education & Financial Aid	-	-	-	-
Perkins (VTEA)	-	-	-	-
Other Federal Revenues	-	-	-	-
TOTAL FEDERAL REVENUES	<u>-</u>	<u>-</u>	<u>-</u>	<u>-</u>
STATE REVENUES				
General Apportionments	-	-	-	-
General Categorical Programs	-	-	-	-
Reimbursable Categorical Programs	-	-	-	-
Other State Revenues	-	-	-	-
TOTAL STATE REVENUES	<u>-</u>	<u>-</u>	<u>-</u>	<u>-</u>
LOCAL REVENUES				
Property Taxes	-	-	-	-
Contributions, Grants, etc.	-	-	-	-
Enrollment	-	-	-	-
Other Student Fees & Charges	111,053	121,955	139,770	146,000
Other Local Revenues	-	-	-	-
TOTAL LOCAL REVENUES	<u>111,053</u>	<u>121,955</u>	<u>139,770</u>	<u>146,000</u>
TOTAL REVENUES	<u><u>111,053</u></u>	<u><u>121,955</u></u>	<u><u>139,770</u></u>	<u><u>146,000</u></u>
EXPENDITURES				
Academic Salaries	-	-	-	-
Classified Salaries	-	-	-	-
Employee Benefits	-	-	-	-
Supplies & Materials	14,190	22,892	31,086	55,000
Other Expenses & Services	311,671	43,526	23,421	82,000
Capital Outlay	-	50,691	7,862	9,000
TOTAL EXPENDITURES	<u>325,861</u>	<u>117,109</u>	<u>62,369</u>	<u>146,000</u>
REVENUES OVER/(UNDER) EXPENDITURES	(214,808)	4,846	77,401	-
OTHER FINANCING SOURCES				
Sale of Fixed Assets	-	-	-	-
Proceeds--Long Term Debt	-	-	-	-
Incoming Transfers	-	-	-	-
Other Outgo	(20,000)	(10,000)	(200)	-
NET OTHER FINANCING SOURCES/(USES) IN FUND BALANCE	<u>(20,000)</u>	<u>(10,000)</u>	<u>(200)</u>	<u>-</u>
NET INCREASE/(DECREASE) IN FUND BALANCE	(234,808)	(5,154)	77,201	-
FUND BALANCE, JULY 1	665,590	430,782	425,627	502,828
Prior Years Adjustments	-	-	-	-
Adjusted Beginning Balance	665,590	430,782	425,627	502,828
FUND BALANCE, JUNE 30	430,782	425,627	502,828	502,828

BUDGET DETAIL BY FUND STUDENT REPRESENTATION FUND 92



	Actual FY 2021-22	Actual FY 2022-23	Unaudited Actual FY 2023-24	Budget FY 2024-25
REVENUES				
FEDERAL REVENUES				
Higher Education & Financial Aid	-	-	-	-
Perkins (VTEA)	-	-	-	-
Other Federal Revenues	-	-	-	-
TOTAL FEDERAL REVENUES	<u>-</u>	<u>-</u>	<u>-</u>	<u>-</u>
STATE REVENUES				
General Apportionments	-	-	-	-
General Categorical Programs	-	-	-	-
Reimbursable Categorical Programs	-	-	-	-
Other State Revenues	-	-	-	-
TOTAL STATE REVENUES	<u>-</u>	<u>-</u>	<u>-</u>	<u>-</u>
LOCAL REVENUES				
Property Taxes	-	-	-	-
Contributions, Grants, etc.	-	-	-	-
Enrollment	-	-	-	-
Other Student Fees & Charges	36,815	38,993	45,522	142,305
Other Local Revenues	-	-	-	-
TOTAL LOCAL REVENUES	<u>36,815</u>	<u>38,993</u>	<u>45,522</u>	<u>142,305</u>
TOTAL REVENUES	<u><u>36,815</u></u>	<u><u>38,993</u></u>	<u><u>45,522</u></u>	<u><u>142,305</u></u>
EXPENDITURES				
Academic Salaries	-	-	-	-
Classified Salaries	-	-	-	-
Employee Benefits	-	-	-	-
Supplies & Materials	-	499	-	-
Other Expenses & Services	48,009	50,576	75,712	142,305
Capital Outlay	-	-	-	-
TOTAL EXPENDITURES	<u>48,009</u>	<u>51,076</u>	<u>75,712</u>	<u>142,305</u>
REVENUES OVER/(UNDER) EXPENDITURES	<u>(11,194)</u>	<u>(12,083)</u>	<u>(30,190)</u>	<u>-</u>
OTHER FINANCING SOURCES				
Sale of Fixed Assets	-	-	-	-
Proceeds--Long Term Debt	-	-	-	-
Incoming Transfers	-	-	-	-
Other Outgo	-	-	-	-
NET OTHER FINANCING SOURCES/(USES) IN FUND BALANCE	<u>-</u>	<u>-</u>	<u>-</u>	<u>-</u>
NET INCREASE/(DECREASE) IN FUND BALANCE	<u>(11,194)</u>	<u>(12,083)</u>	<u>(30,190)</u>	<u>-</u>
FUND BALANCE, JULY 1	<u>193,611</u>	<u>182,417</u>	<u>170,334</u>	<u>140,145</u>
Prior Years Adjustments	-	-	-	-
Adjusted Beginning Balance	193,611	182,417	170,334	140,145
FUND BALANCE, JUNE 30	<u>182,417</u>	<u>170,334</u>	<u>140,145</u>	<u>140,145</u>

**BUDGET DETAIL BY FUND
STUDENT BODY CENTER FEE FUND 73**



	Actual FY 2021-22	Actual FY 2022-23	Unaudited Actual FY 2023-24	Budget FY 2024-25
REVENUES				
FEDERAL REVENUES				
Higher Education & Financial Aid	-	-	-	-
Perkins (VTEA)	-	-	-	-
Other Federal Revenues	-	-	-	-
TOTAL FEDERAL REVENUES	<u>-</u>	<u>-</u>	<u>-</u>	<u>-</u>
STATE REVENUES				
General Apportionments	-	-	-	-
General Categorical Programs	-	-	-	-
Reimbursable Categorical Programs	-	-	-	-
Other State Revenues	-	-	-	-
TOTAL STATE REVENUES	<u>-</u>	<u>-</u>	<u>-</u>	<u>-</u>
LOCAL REVENUES				
Property Taxes	-	-	-	-
Contributions, Grants, etc.	-	-	-	-
Enrollment	-	-	-	-
Other Student Fees & Charges	193,592	200,692	196,794	317,950
Other Local Revenues	(13,514)	18,011	46,838	29,000
TOTAL LOCAL REVENUES	<u>180,078</u>	<u>218,703</u>	<u>243,631</u>	<u>346,950</u>
TOTAL REVENUES	<u>180,078</u>	<u>218,703</u>	<u>243,631</u>	<u>346,950</u>
EXPENDITURES				
Academic Salaries	-	-	-	-
Classified Salaries	176,086	102,942	105,309	122,391
Employee Benefits	79,460	57,497	68,854	79,113
Supplies & Materials	1,569	9,169	10,426	24,709
Other Expenses & Services	10,014	1,744	286	30,737
Capital Outlay	-	16,644	90,167	90,000
TOTAL EXPENDITURES	<u>267,131</u>	<u>187,998</u>	<u>275,042</u>	<u>346,950</u>
REVENUES OVER/(UNDER) EXPENDITURES	(87,053)	30,706	(31,410)	0
OTHER FINANCING SOURCES				
Sale of Fixed Assets	-	-	-	-
Proceeds--Long Term Debt	-	-	-	-
Incoming Transfers	-	-	-	-
Other Outgo	-	-	160	-
NET OTHER FINANCING SOURCES/(USES)	<u>-</u>	<u>-</u>	<u>160</u>	<u>-</u>
NET INCREASE/(DECREASE) IN FUND BALANCE	(87,053)	30,706	(31,250)	0
FUND BALANCE, JULY 1	993,764	906,711	937,417	906,166
Prior Years Adjustments	-	-	-	-
Adjusted Beginning Balance	993,764	906,711	937,417	906,166
FUND BALANCE, JUNE 30	906,711	937,417	906,166	906,166

BUDGET DETAIL BY FUND FINANCIAL AID FUND 94



	Actual FY 2021-22	Actual FY 2022-23	Unaudited Actual FY 2023-24	Budget FY 2024-25
REVENUES				
FEDERAL REVENUES				
Higher Education & Financial Aid	-	-	-	-
Perkins (VTEA)	-	-	-	-
Other Federal Revenues	<u>30,747,894</u>	<u>20,823,286</u>	<u>23,216,745</u>	<u>23,163,823</u>
TOTAL FEDERAL REVENUES	<u>30,747,894</u>	<u>20,823,286</u>	<u>23,216,745</u>	<u>23,163,823</u>
STATE REVENUES				
General Apportionments	-	-	-	-
General Categorical Programs	-	-	-	-
Reimbursable Categorical Programs	-	-	-	-
Other State Revenues	<u>5,368,583</u>	<u>4,844,894</u>	<u>6,546,096</u>	<u>5,389,460</u>
TOTAL STATE REVENUES	<u>5,368,583</u>	<u>4,844,894</u>	<u>6,546,096</u>	<u>5,389,460</u>
LOCAL REVENUES				
Property Taxes	-	-	-	-
Contributions, Grants, etc.	-	-	-	-
Enrollment	-	-	-	-
Other Student Fees & Charges	-	-	-	-
Other Local Revenues	<u>19,926</u>	<u>4,535</u>	<u>89,848</u>	<u>5,045</u>
TOTAL LOCAL REVENUES	<u>19,926</u>	<u>4,535</u>	<u>89,848</u>	<u>5,045</u>
TOTAL REVENUES	<u><u>36,136,403</u></u>	<u><u>25,672,715</u></u>	<u><u>29,852,688</u></u>	<u><u>28,558,328</u></u>
EXPENDITURES				
Academic Salaries	-	-	-	-
Classified Salaries	-	-	-	-
Employee Benefits	-	-	-	-
Supplies & Materials	-	-	-	-
Other Expenses & Services	<u>124,361</u>	<u>24,001</u>	<u>86,946</u>	<u>59,463</u>
Capital Outlay	-	-	-	-
TOTAL EXPENDITURES	<u>124,361</u>	<u>24,001</u>	<u>86,946</u>	<u>59,463</u>
REVENUES OVER/(UNDER) EXPENDITURES	<u>36,012,041</u>	<u>25,648,714</u>	<u>29,765,742</u>	<u>28,498,865</u>
OTHER FINANCING SOURCES				
Sale of Fixed Assets	-	-	-	-
Proceeds--Long Term Debt	-	-	-	-
Incoming Transfers	<u>415,030</u>	<u>988,000</u>	<u>623,818</u>	<u>1,119,084</u>
Other Outgo	<u>(36,448,058)</u>	<u>(26,625,269)</u>	<u>(30,419,450)</u>	<u>(29,617,949)</u>
NET OTHER FINANCING SOURCES/(USES) IN FUND BALANCE	<u>(36,033,028)</u>	<u>(25,637,269)</u>	<u>(29,795,632)</u>	<u>(28,498,865)</u>
NET INCREASE/(DECREASE) IN FUND BALANCE	<u>(20,987)</u>	<u>11,445</u>	<u>(29,889)</u>	<u>-</u>
FUND BALANCE, JULY 1	<u>43,387</u>	<u>22,400</u>	<u>29,889</u>	<u>(0)</u>
Prior Years Adjustments	-	<u>(3,956)</u>	-	-
Adjusted Beginning Balance	<u>43,387</u>	<u>18,444</u>	<u>29,889</u>	<u>(0)</u>
FUND BALANCE, JUNE 30	<u>22,400</u>	<u>29,889</u>	<u>(0)</u>	<u>(0)</u>

BUDGET DETAIL BY FUND SCHOLARSHIP & LOAN FUND 95



	Actual FY 2021-22	Actual FY 2022-23	Unaudited Actual FY 2023-24	Budget FY 2024-25
REVENUES				
FEDERAL REVENUES				
Higher Education & Financial Aid	-	-	-	-
Perkins (VTEA)	-	-	-	-
Other Federal Revenues	-	-	-	-
TOTAL FEDERAL REVENUES	-	-	-	-
STATE REVENUES				
General Apportionments	-	-	-	-
General Categorical Programs	-	-	-	-
Reimbursable Categorical Programs	-	-	-	-
Other State Revenues	-	-	-	-
TOTAL STATE REVENUES	-	-	-	-
LOCAL REVENUES				
Property Taxes	-	-	-	-
Contributions, Grants, etc.	-	-	-	-
Enrollment	-	-	-	-
Other Student Fees & Charges	-	-	-	-
Other Local Revenues	425,405	1,249,887	1,079,390	754,989
TOTAL LOCAL REVENUES	425,405	1,249,887	1,079,390	754,989
TOTAL REVENUES	<u>425,405</u>	<u>1,249,887</u>	<u>1,079,390</u>	<u>754,989</u>
EXPENDITURES				
Academic Salaries	-	-	-	-
Classified Salaries	-	-	-	-
Employee Benefits	-	-	-	-
Supplies & Materials	-	-	-	-
Other Expenses & Services	-	-	-	-
Capital Outlay	-	-	-	-
TOTAL EXPENDITURES	-	-	-	-
REVENUES OVER/(UNDER) EXPENDITURES	425,405	1,249,887	1,079,390	754,989
OTHER FINANCING SOURCES				
Sale of Fixed Assets	-	-	-	-
Proceeds--Long Term Debt	-	-	-	-
Incoming Transfers	-	-	-	-
Other Outgo	(428,824)	(1,232,882)	(1,110,093)	(754,989)
NET OTHER FINANCING SOURCES/(USES) IN FUND BALANCE	<u>(428,824)</u>	<u>(1,232,882)</u>	<u>(1,110,093)</u>	<u>(754,989)</u>
NET INCREASE/(DECREASE) IN FUND BALANCE	(3,419)	17,005	(30,703)	-
FUND BALANCE, JULY 1	117,524	114,105	131,110	100,407
Prior Years Adjustments	-	-	-	-
Adjusted Beginning Balance	117,524	114,105	131,110	100,407
FUND BALANCE, JUNE 30	114,105	131,110	100,407	100,407

BUDGET DETAIL BY FUND OPEB INVESTMENT FUND 71



	Actual FY 2021-22	Actual FY 2022-23	Unaudited Actual FY 2023-24	Budget FY 2024-25
REVENUES				
FEDERAL REVENUES				
Higher Education & Financial Aid	-	-	-	-
Perkins (VTEA)	-	-	-	-
Other Federal Revenues	-	-	-	-
TOTAL FEDERAL REVENUES	<u>-</u>	<u>-</u>	<u>-</u>	<u>-</u>
STATE REVENUES				
General Apportionments	-	-	-	-
General Categorical Programs	-	-	-	-
Reimbursable Categorical Programs	-	-	-	-
Other State Revenues	-	-	-	-
TOTAL STATE REVENUES	<u>-</u>	<u>-</u>	<u>-</u>	<u>-</u>
LOCAL REVENUES				
Property Taxes	-	-	-	-
Contributions, Grants, etc.	-	-	-	-
Enrollment	-	-	-	-
Other Student Fees & Charges	-	-	-	-
Other Local Revenues	636,215	1,239,488	1,983,577	1,000,000
TOTAL LOCAL REVENUES	<u>636,215</u>	<u>1,239,488</u>	<u>1,983,577</u>	<u>1,000,000</u>
TOTAL REVENUES	<u><u>636,215</u></u>	<u><u>1,239,488</u></u>	<u><u>1,983,577</u></u>	<u><u>1,000,000</u></u>
EXPENDITURES				
Academic Salaries	-	-	-	-
Classified Salaries	-	-	-	-
Employee Benefits	-	-	-	-
Supplies & Materials	-	-	-	-
Other Expenses & Services	2,744,480	642,013	487,137	82,000
Capital Outlay	-	-	-	-
TOTAL EXPENDITURES	<u><u>2,744,480</u></u>	<u><u>642,013</u></u>	<u><u>487,137</u></u>	<u><u>82,000</u></u>
REVENUES OVER/(UNDER) EXPENDITURES	<u><u>(2,108,265)</u></u>	<u><u>597,475</u></u>	<u><u>1,496,440</u></u>	<u><u>918,000</u></u>
OTHER FINANCING SOURCES				
Sale of Fixed Assets	-	-	-	-
Proceeds--Long Term Debt	-	-	-	-
Incoming Transfers	-	-	-	-
Other Outgo	-	-	-	-
NET OTHER FINANCING SOURCES/(USES) IN FUND BALANCE	<u><u>-</u></u>	<u><u>-</u></u>	<u><u>-</u></u>	<u><u>-</u></u>
NET INCREASE/(DECREASE) IN FUND BALANCE	<u><u>(2,108,265)</u></u>	<u><u>597,475</u></u>	<u><u>1,496,440</u></u>	<u><u>918,000</u></u>
FUND BALANCE, JULY 1	<u><u>11,141,711</u></u>	<u><u>9,033,446</u></u>	<u><u>9,630,922</u></u>	<u><u>11,127,362</u></u>
Prior Years Adjustments	-	-	-	-
Adjusted Beginning Balance	11,141,711	9,033,446	9,630,922	11,127,362
FUND BALANCE, JUNE 30	<u><u>9,033,446</u></u>	<u><u>9,630,922</u></u>	<u><u>11,127,362</u></u>	<u><u>12,045,362</u></u>

BUDGET DETAIL BY FUND PARS INVESTMENT FUND 77



	Actual FY 2021-22	Actual FY 2022-23	Unaudited Actual FY 2023-24	Budget FY 2024-25
REVENUES				
FEDERAL REVENUES				
Higher Education & Financial Aid	-	-	-	-
Perkins (VTEA)	-	-	-	-
Other Federal Revenues	-	-	-	-
TOTAL FEDERAL REVENUES	<u>-</u>	<u>-</u>	<u>-</u>	<u>-</u>
STATE REVENUES				
General Apportionments	-	-	-	-
General Categorical Programs	-	-	-	-
Reimbursable Categorical Programs	-	-	-	-
Other State Revenues	-	-	-	-
TOTAL STATE REVENUES	<u>-</u>	<u>-</u>	<u>-</u>	<u>-</u>
LOCAL REVENUES				
Property Taxes	-	-	-	-
Contributions, Grants, etc.	-	-	-	-
Enrollment	-	-	-	-
Other Student Fees & Charges	-	-	-	-
Other Local Revenues	<u>2,618,496</u>	<u>10,067,140</u>	<u>12,642,249</u>	<u>5,400,000</u>
TOTAL LOCAL REVENUES	<u>2,618,496</u>	<u>10,067,140</u>	<u>12,642,249</u>	<u>5,400,000</u>
TOTAL REVENUES	<u><u>2,618,496</u></u>	<u><u>10,067,140</u></u>	<u><u>12,642,249</u></u>	<u><u>5,400,000</u></u>
EXPENDITURES				
Academic Salaries	-	-	-	-
Classified Salaries	-	-	-	-
Employee Benefits	4,354,946	3,100,000	3,311,000	-
Supplies & Materials	-	-	-	-
Other Expenses & Services	14,858,682	4,436,809	3,051,931	-
Capital Outlay	-	-	-	-
TOTAL EXPENDITURES	<u>19,213,628</u>	<u>7,536,809</u>	<u>6,362,931</u>	<u>-</u>
REVENUES OVER/(UNDER) EXPENDITURES	<u>(16,595,132)</u>	<u>2,530,331</u>	<u>6,279,318</u>	<u>5,400,000</u>
OTHER FINANCING SOURCES				
Sale of Fixed Assets	-	-	-	-
Proceeds--Long Term Debt	-	-	-	-
Incoming Transfers	-	15,000,000	-	-
Other Outgo	-	-	-	(5,202,000)
NET OTHER FINANCING SOURCES/(USES)	<u>-</u>	<u>15,000,000</u>	<u>-</u>	<u>(5,202,000)</u>
IN FUND BALANCE				
NET INCREASE/(DECREASE)	<u>(16,595,132)</u>	<u>17,530,331</u>	<u>6,279,318</u>	<u>198,000</u>
IN FUND BALANCE				
FUND BALANCE, JULY 1	<u>102,595,494</u>	<u>86,000,362</u>	<u>103,530,693</u>	<u>109,810,011</u>
Prior Years Adjustments	-	-	-	-
Adjusted Beginning Balance	102,595,494	86,000,362	103,530,693	109,810,011
FUND BALANCE, JUNE 30	<u>86,000,362</u>	<u>103,530,693</u>	<u>109,810,011</u>	<u>110,008,011</u>

BUDGET DETAIL BY FUND STUDENT CLUBS & TRUSTS FUND 99



	Actual FY 2021-22	Actual FY 2022-23	Unaudited Actual FY 2023-24	Budget FY 2024-25
REVENUES				
FEDERAL REVENUES				
Higher Education & Financial Aid	-	-	-	-
Perkins (VTEA)	-	-	-	-
Other Federal Revenues	-	-	-	-
TOTAL FEDERAL REVENUES	<u>-</u>	<u>-</u>	<u>-</u>	<u>-</u>
STATE REVENUES				
General Apportionments	-	-	-	-
General Categorical Programs	-	-	-	-
Reimbursable Categorical Programs	-	-	-	-
Other State Revenues	-	-	-	-
TOTAL STATE REVENUES	<u>-</u>	<u>-</u>	<u>-</u>	<u>-</u>
LOCAL REVENUES				
Property Taxes	-	-	-	-
Contributions, Grants, etc.	-	-	-	-
Enrollment	-	-	-	-
Other Student Fees & Charges	-	-	-	20,155
Other Local Revenues	<u>68,748</u>	<u>72,304</u>	<u>51,612</u>	<u>190,933</u>
TOTAL LOCAL REVENUES	<u>68,748</u>	<u>72,304</u>	<u>51,612</u>	<u>211,088</u>
TOTAL REVENUES	<u><u>68,748</u></u>	<u><u>72,304</u></u>	<u><u>51,612</u></u>	<u><u>211,088</u></u>
EXPENDITURES				
Academic Salaries	-	-	2,500	2,500
Classified Salaries	-	-	245	-
Employee Benefits	-	-	-	-
Supplies & Materials	11,716	33,292	23,528	90,435
Other Expenses & Services	33,220	55,484	45,619	86,064
Capital Outlay	<u>871</u>	<u>-</u>	<u>-</u>	<u>-</u>
TOTAL EXPENDITURES	<u><u>45,807</u></u>	<u><u>88,776</u></u>	<u><u>71,893</u></u>	<u><u>178,999</u></u>
REVENUES OVER/(UNDER) EXPENDITURES	<u>22,941</u>	<u>(16,472)</u>	<u>(20,281)</u>	<u>32,088</u>
OTHER FINANCING SOURCES				
Sale of Fixed Assets	-	-	-	-
Proceeds--Long Term Debt	-	-	-	-
Incoming Transfers	20,000	20,982	-	-
Other Outgo	<u>(37,000)</u>	<u>(13,702)</u>	<u>(1,658)</u>	<u>(32,088)</u>
NET OTHER FINANCING SOURCES/(USES) IN FUND BALANCE	<u><u>(17,000)</u></u>	<u><u>7,280</u></u>	<u><u>(1,658)</u></u>	<u><u>(32,088)</u></u>
NET INCREASE/(DECREASE) IN FUND BALANCE	<u>5,941</u>	<u>(9,192)</u>	<u>(21,938)</u>	<u>0</u>
FUND BALANCE, JULY 1	<u>286,893</u>	<u>292,834</u>	<u>283,642</u>	<u>261,704</u>
Prior Years Adjustments	-	-	-	-
Adjusted Beginning Balance	<u>286,893</u>	<u>292,834</u>	<u>283,642</u>	<u>261,704</u>
FUND BALANCE, JUNE 30	<u>292,834</u>	<u>283,642</u>	<u>261,704</u>	<u>261,704</u>

BUDGET DETAIL BY FUND KVCR FUND 74



	Actual FY 2021-22	Actual FY 2022-23	Unaudited Actual FY 2023-24	Budget FY 2024-25
REVENUES				
FEDERAL REVENUES				
Higher Education & Financial Aid	-	-	-	-
Perkins (VTEA)	-	-	-	-
Other Federal Revenues	400,102	118,917	715,825	397,711
TOTAL FEDERAL REVENUES	400,102	118,917	715,825	397,711
STATE REVENUES				
General Apportionments	-	-	-	-
General Categorical Programs	-	-	-	-
Reimbursable Categorical Programs	15,382	13,381	-	-
Other State Revenues	-	-	259	-
TOTAL STATE REVENUES	15,382	13,381	259	-
LOCAL REVENUES				
Property Taxes	-	-	-	-
Contributions, Grants, etc.	3,392	88,475	1,230,366	3,095,435
Enrollment	-	-	-	-
Other Student Fees & Charges	-	-	-	-
Other Local Revenues	1,988,884	1,963,915	3,075,590	2,690,114
TOTAL LOCAL REVENUES	1,992,276	2,052,390	4,305,956	5,785,549
TOTAL REVENUES	2,407,760	2,184,689	5,022,040	6,183,260
EXPENDITURES				
Academic Salaries	-	-	3,000	-
Classified Salaries	1,519,839	2,007,852	2,455,792	2,982,663
Employee Benefits	660,845	835,092	1,025,418	1,248,284
Supplies & Materials	12,513	23,702	50,393	91,682
Other Expenses & Services	2,531,158	2,371,337	3,687,567	5,203,561
Capital Outlay	3,075	7,303	53,938	90,202
TOTAL EXPENDITURES	4,727,430	5,245,286	7,276,109	9,616,392
REVENUES OVER/(UNDER) EXPENDITURES	(2,319,670)	(3,060,597)	(2,254,069)	(3,433,132)
OTHER FINANCING SOURCES				
Sale of Fixed Assets	-	-	-	-
Proceeds--Long Term Debt	-	-	-	-
Incoming Transfers	2,693,350	4,254,668	3,033,013	3,452,352
Other Outgo	-	(1,190,766)	-	-
NET OTHER FINANCING SOURCES/(USES)	2,693,350	3,063,902	3,033,013	3,452,352
NET INCREASE/(DECREASE) IN FUND BALANCE	373,680	3,305	778,944	19,220
FUND BALANCE, JULY 1	(1,155,929)	(782,249)	(778,945)	(0)
Prior Years Adjustments	-	-	-	-
Adjusted Beginning Balance	(1,155,929)	(782,249)	(778,945)	(0)
FUND BALANCE, JUNE 30	(782,249)	(778,945)	(0)	19,220

BUDGET DETAIL BY FUND INLAND FUTURES FOUNDATION FUND 79



	Actual FY 2021-22	Actual FY 2022-23	Unaudited Actual FY 2023-24	Budget FY 2024-25
REVENUES				
FEDERAL REVENUES				
Higher Education & Financial Aid	-	-	-	-
Perkins (VTEA)	-	-	-	-
Other Federal Revenues	-	-	-	-
TOTAL FEDERAL REVENUES	<u>-</u>	<u>-</u>	<u>-</u>	<u>-</u>
STATE REVENUES				
General Apportionments	-	-	-	-
General Categorical Programs	-	-	-	-
Reimbursable Categorical Programs	-	-	-	-
Other State Revenues	-	-	-	-
TOTAL STATE REVENUES	<u>-</u>	<u>-</u>	<u>-</u>	<u>-</u>
LOCAL REVENUES				
Property Taxes	-	-	-	-
Contributions, Grants, etc.	1,719,489	1,534,560	1,529,097	1,483,453
Enrollment	-	-	-	-
Other Student Fees & Charges	-	-	-	-
Other Local Revenues	(10,788)	50,028	46,146	-
TOTAL LOCAL REVENUES	<u>1,708,701</u>	<u>1,584,588</u>	<u>1,575,243</u>	<u>1,483,453</u>
TOTAL REVENUES	<u><u>1,708,701</u></u>	<u><u>1,584,588</u></u>	<u><u>1,575,243</u></u>	<u><u>1,483,453</u></u>
EXPENDITURES				
Academic Salaries	-	-	-	-
Classified Salaries	386	6,815	12,185	-
Employee Benefits	-	36	4,923	-
Supplies & Materials	395	3,059	3,093	12,000
Other Expenses & Services	352,221	322,268	323,007	381,453
Capital Outlay	380	-	-	-
TOTAL EXPENDITURES	<u>353,382</u>	<u>332,178</u>	<u>343,208</u>	<u>393,453</u>
REVENUES OVER/(UNDER) EXPENDITURES	<u>1,355,319</u>	<u>1,252,411</u>	<u>1,232,035</u>	<u>1,090,000</u>
OTHER FINANCING SOURCES				
Sale of Fixed Assets	-	-	-	-
Proceeds--Long Term Debt	-	-	-	-
Incoming Transfers	-	-	20,000	-
Other Outgo	(1,417,697)	(1,221,312)	(1,154,768)	(1,090,000)
NET OTHER FINANCING SOURCES/(USES)	<u>(1,417,697)</u>	<u>(1,221,312)</u>	<u>(1,134,768)</u>	<u>(1,090,000)</u>
NET INCREASE/(DECREASE) IN FUND BALANCE	<u>(62,378)</u>	<u>31,098</u>	<u>97,267</u>	<u>-</u>
FUND BALANCE, JULY 1	<u>269,848</u>	<u>207,470</u>	<u>238,568</u>	<u>335,835</u>
Prior Years Adjustments	-	-	-	-
Adjusted Beginning Balance	269,848	207,470	238,568	335,835
FUND BALANCE, JUNE 30	<u>207,470</u>	<u>238,568</u>	<u>335,835</u>	<u>335,835</u>



Budget Forecast by Program - Unrestricted General Fund

Budget Year 2024-2025

Program	2024 Budget	2025 Budget	Change	% Change
Revenue				
01-00-00-0000-0000-0000-0C338006-0000 - General Program	700,000.00	1,200,000.00	500,000.00	71.43%
01-00-01-0000-0000-0000-0C195201-0000 - General Program	79,789,853.90	82,015,440.02	2,225,586.12	2.79%
01-00-01-8100-2146-4930-0C195201-0000 - SBVC-Prop 30 EPA Funds	13,347,379.00	13,639,833.00	292,454.00	2.19%
01-00-01-8202-0000-6310-0A191401-0000 - Counseling - Counseling & Guidance	31,140.14	0.00	(31,140.14)	-100.00%
01-00-02-0000-0000-0000-0C246909-0000 - General Program	36,807,546.72	37,460,680.11	653,133.39	1.77%
01-00-02-3576-0000-1007-0A250710-0000 - Drama Department	98,919.00	98,919.00	0.00	0.00%
01-00-02-8100-2146-4930-0C246909-0000 - CHC-Prop 30 EPA Funds	6,203,491.00	6,262,053.00	58,562.00	0.94%
01-00-02-8227-3269-1701-0A250602-0000 - CHC-Contract Education	42,000.00	0.00	(42,000.00)	-100.00%
01-00-02-9019-0000-6199-0C239207-0000 - Resource Development	22,500.00	0.00	(22,500.00)	-100.00%
01-00-02-9520-0000-6599-0C246909-0000 - Administrative Services - Other M&O	5,000.00	4,745.00	(255.00)	-5.10%
01-00-02-9520-0000-7100-0C246909-0000 - Administrative Services - Physical Property & Related Acquisition	93,571.00	94,801.00	1,230.00	1.31%
01-00-03-9507-0000-6770-0C338102-0000 - Printing	21,000.00	0.00	(21,000.00)	-100.00%
01-00-15-8120-0000-6470-0A191101-0000 - WIA Carryover	2,000.00	2,000.00	0.00	0.00%
01-00-15-8120-0000-7320-0A191101-0000 - WIA Carryover	13,791.00	13,791.00	0.00	0.00%
01-23-01-9508-0000-6770-0C195201-0000 - Unrestricted Lottery	1,296,726.00	2,170,576.00	873,850.00	67.39%
01-23-02-9520-0000-6570-0C246909-0000 - Unrestricted Lottery	602,719.00	996,512.00	393,793.00	65.34%
01-00-02-8202-2636-6330-0A250801-0000 - CHC-Student Transfer Achievement Reform	565,217.00	0.00	(565,217.00)	-100.00%
	139,642,853.76	143,959,350.13	4,316,496.37	3.09%
Expenditures				
01-00-01-0000-0000-0000-0C338006-0000 - General Program	0.00	(806,652.14)	(806,652.14)	100.00%
01-00-01-1500-0000-0835-0A151701-0000 - Mens Athletics - Physical Education	338,200.00	338,200.00	0.00	0.00%
01-00-01-1500-0000-6960-0A151701-0000 - Mens Athletics - Student & Co-Curricular	250,675.69	271,862.14	21,186.44	8.45%
01-00-01-1500-0000-6961-0A151701-0000 - Mens Athletics - Baseball	20,193.00	20,193.00	0.00	0.00%
01-00-01-1500-0000-6964-0A151701-0000 - Mens Athletics - Basketball	16,569.60	16,569.60	0.00	0.00%
01-00-01-1500-0000-6965-0A151701-0000 - Mens Athletics - Track	13,338.80	12,115.00	(1,223.80)	-9.17%



Budget Forecast by Program - Unrestricted General Fund

Budget Year 2024-2025

Program	2024 Budget	2025 Budget	Change	% Change
01-00-01-1500-0000-6966-0A151701-0000 - Mens Athletics - Cross Country	7,609.25	7,088.25	(521.00)	-6.85%
01-00-01-1500-0000-6969-0A151701-0000 - Mens Athletics - Football	62,374.00	32,586.00	(29,788.00)	-47.76%
01-00-01-1500-0000-6983-0A151701-0000 - Mens Athletics - Soccer	5,272.00	8,603.00	3,331.00	63.18%
01-00-01-1500-0000-6985-0A151701-0000 - Mens Athletics - Athletics	75,161.60	70,761.39	(4,400.21)	-5.85%
01-00-01-1501-0000-6962-0A151701-0000 - Womens Athletics - Volleyball	7,522.50	11,046.50	3,524.00	46.85%
01-00-01-1501-0000-6963-0A151701-0000 - Womens Athletics - Softball	13,123.39	13,123.39	(0.00)	0.00%
01-00-01-1501-0000-6964-0A151701-0000 - Womens Athletics - Basketball	15,882.19	13,970.00	(1,912.19)	-12.04%
01-00-01-1501-0000-6965-0A151701-0000 - Womens Athletics - Track	12,495.80	12,415.00	(80.80)	-0.65%
01-00-01-1501-0000-6966-0A151701-0000 - Womens Athletics - Cross Country	5,986.50	5,655.50	(331.00)	-5.53%
01-00-01-1501-0000-6983-0A151701-0000 - Womens Athletics - Soccer	7,814.00	9,860.00	2,046.00	26.18%
01-00-01-1501-0000-6985-0A151701-0000 - Womens Athletics - Athletics	3,746.09	3,746.00	(0.09)	0.00%
01-00-01-1503-0000-0835-0A151701-0000 - Athletic Trainer - Physical Education	286,850.07	309,001.35	22,151.28	7.72%
01-00-01-1503-0000-6986-0A151701-0000 - Athletic Trainer - Athletic Trainer	1,946.00	1,300.00	(646.00)	-33.20%
01-00-01-1510-0000-0835-0A171205-0000 - P.E - Physical Education	1,374,592.03	1,405,807.65	31,215.62	2.27%
01-00-01-1510-0000-6010-0A171205-0000 - P.E - Academic Administration	100,708.35	147,091.75	46,383.40	46.06%
01-00-01-1510-0000-6985-0A171205-0000 - P.E - Athletics	96,204.94	104,197.31	7,992.36	8.31%
01-00-01-2520-0000-0501-0A164022-0000 - Business Division - Business And Commerce, General	6,960.03	5,760.04	(1,199.99)	-17.24%
01-00-01-2520-0000-6010-0A164022-0000 - Business Division - Academic Administration	120,822.46	126,775.06	5,952.60	4.93%
01-00-01-2521-0000-0502-0A164022-0000 - Accounting	177,748.82	271,609.90	93,861.08	52.81%
01-00-01-2525-0000-0514-0A164022-0000 - Computer Info Tech	759,572.23	771,704.75	12,132.52	1.60%
01-00-01-2527-0000-1307-0A150707-0000 - Restaurant Management Program	385,900.37	371,235.11	(14,665.27)	-3.80%
01-00-01-2531-0000-0506-0A164022-0000 - Business Admin, Finance, Ins	290,441.75	293,330.52	2,888.77	0.99%
01-00-01-2533-0000-2204-0A171205-0000 - Economics	190,062.81	264,159.06	74,096.24	38.99%
01-00-01-3540-0000-1002-0A150710-0000 - Art Department	796,434.51	772,763.42	(23,671.09)	-2.97%
01-00-01-3541-0000-6010-0A150710-0000 - Art Gallery	24,755.32	24,757.00	1.68	0.01%
01-00-01-3551-0000-1501-0A150710-0000 - English Department	2,609,024.33	2,792,454.42	183,430.09	7.03%
01-00-01-3560-0000-1101-0A150710-0000 - Modern Languages	678,531.27	684,206.53	5,675.26	0.84%



Budget Forecast by Program - Unrestricted General Fund

Budget Year 2024-2025

Program	2024 Budget	2025 Budget	Change	% Change
01-00-01-3565-0000-4930-0A150710-0000 - Reading Program	322,664.92	326,409.63	3,744.71	1.16%
01-00-01-3570-0000-4900-0A171205-0000 - Ethnic Studies	140,807.74	144,854.86	4,047.12	2.87%
01-00-01-3574-0000-1008-0A150710-0000 - Dance Department	206.32	366.00	159.68	77.40%
01-00-01-3575-0000-1506-0A150710-0000 - Speech Department	495,563.67	359,747.69	(135,815.98)	-27.41%
01-00-01-3576-0000-1007-0A150710-0000 - Drama Department - Dramatic Arts	184,075.12	183,243.33	(831.79)	-0.45%
01-00-01-3577-0000-1509-0A171205-0000 - Philosophy	295,658.23	299,799.48	4,141.25	1.40%
01-00-01-3578-0000-6010-0A150710-0000 - Arts And Lectures	19,032.33	19,014.00	(18.33)	-0.10%
01-00-01-3579-0000-6010-0A150710-0000 - Humanities Division	489,187.06	515,965.29	26,778.23	5.47%
01-00-01-3579-0000-6199-0A150710-0000 - Humanities Division - Distance Education	2,000.00	2,000.00	0.00	0.00%
01-00-01-3580-0000-1004-0A150710-0000 - Music Department	76,029.07	175,306.36	99,277.29	130.58%
01-00-01-4604-0000-1305-0A171205-0000 - Child Development/Early Care And Education	458,768.98	462,073.91	3,304.93	0.72%
01-00-01-4620-0000-6010-0A164022-0000 - Mathematics Division - Academic Administration	484,900.15	509,714.11	24,813.95	5.12%
01-00-01-4625-0000-1799-0A150705-0000 - Math & Science	42,554.82	42,554.00	(0.82)	0.00%
01-00-01-4630-0000-1901-0A150705-0000 - Science Division-General	53,708.43	48,307.00	(5,401.43)	-10.06%
01-00-01-4630-0000-6010-0A150717-0000 - Science Division - Academic Administration	636,853.11	736,997.71	100,144.60	15.72%
01-00-01-4630-0000-6199-0A150717-0000 - STEM-MESA Center	263,887.80	269,320.35	5,432.54	2.06%
01-00-01-4632-0000-1701-0A164022-0000 - Mathematics Department	2,279,603.30	1,758,655.10	(520,948.20)	-22.85%
01-00-01-4633-0000-0701-0A164022-0000 - Computer Science Department	3,687.00	3,686.00	(1.00)	-0.03%
01-00-01-4640-0000-1905-0A150705-0000 - Chemistry Department	1,220,277.27	1,221,640.64	1,363.36	0.11%
01-00-01-4641-0000-0958-0A150707-0000 - Water Supply Technology	312,988.07	319,376.03	6,387.95	2.04%
01-00-01-4651-0000-1914-0A150705-0000 - Geology Department	121,845.26	123,686.99	1,841.73	1.51%
01-00-01-4652-0000-0799-0A150705-0000 - Geographic Information Svcs	650.00	1,000.00	350.00	53.85%
01-00-01-4660-0000-1902-0A150705-0000 - Physics Department	281,284.12	287,096.89	5,812.77	2.07%
01-00-01-4671-0000-2206-0A150705-0000 - Geography Department	311,909.70	314,632.32	2,722.61	0.87%
01-00-01-4689-0000-0201-0A150705-0000 - Architecture Department	148,394.29	155,449.90	7,055.60	4.75%
01-00-01-4690-0000-0401-0A150705-0000 - Biology, General	617,155.13	645,670.00	28,514.87	4.62%
01-00-01-4690-0000-0410-0A150705-0000 - Biology Department - Anatomy And Physiology	817,892.34	848,365.82	30,473.48	3.73%



Budget Forecast by Program - Unrestricted General Fund

Budget Year 2024-2025

Program	2024 Budget	2025 Budget	Change	% Change
01-00-01-4692-0000-0401-0A150705-0000 - Microbiology Biology General	133,595.65	143,754.87	10,159.22	7.60%
01-00-01-4692-0000-0403-0A150705-0000 - Microbiology - Microbiology	159,771.87	160,583.74	811.87	0.51%
01-00-01-5620-0000-1230-0A150705-0000 - Registered Nursing Program	1,098,900.51	1,226,405.05	127,504.53	11.60%
01-00-01-5620-0000-6010-0A150705-0000 - Registered Nursing Program - Academic Administration	285,377.44	307,464.20	22,086.76	7.74%
01-00-01-5621-0000-1260-0A150705-0000 - Allied Health Department - Health Professions, Transfer Core Cui	2,148.31	2,304.00	155.69	7.25%
01-00-01-5621-0000-6010-0A150705-0000 - Allied Health Department - Academic Administration	115,019.42	125,119.53	10,100.11	8.78%
01-00-01-5623-0000-1239-0A150705-0000 - Psychiatric Tech	411,723.38	419,264.46	7,541.08	1.83%
01-00-01-5623-0000-6010-0A150705-0000 - Psychiatric Tech - Academic Administration	20,524.86	21,553.85	1,028.99	5.01%
01-00-01-5627-0000-1221-0A150705-0000 - Pharmacy Technology	129,392.61	131,780.98	2,388.36	1.85%
01-00-01-6661-0000-0947-0A150707-0000 - Diesel Dept	171,850.12	174,674.00	2,823.89	1.64%
01-00-01-6680-0000-0901-0A150707-0000 - Technical Training Division - Engineering	81,517.89	85,488.71	3,970.82	4.87%
01-00-01-6680-0000-0999-0A150707-0000 - Technical Training Division - Other Engineering & Related Indust	149,741.64	198,523.26	48,781.62	32.58%
01-00-01-6680-0000-6010-0A150707-0000 - Technical Training Division - Academic Administration	391,634.67	426,450.33	34,815.66	8.89%
01-00-01-6681-0000-0950-0A150707-0000 - Aeronautics Department - Main	356,372.22	506,267.17	149,894.95	42.06%
01-00-01-6683-0000-0948-0A150707-0000 - Automotive Department	653,764.82	664,243.50	10,478.69	1.60%
01-00-01-6685-0000-0934-0A150707-0000 - Electronics Department	333,726.01	294,338.94	(39,387.07)	-11.80%
01-00-01-6686-0000-0956-0A150707-0000 - Machine Shop Department	199,168.09	201,998.74	2,830.65	1.42%
01-00-01-6687-0000-0946-0A150707-0000 - Refrigeration	128,607.44	132,984.54	4,377.09	3.40%
01-00-01-6688-0000-0956-0A150707-0000 - Welding	504,442.89	463,813.20	(40,629.69)	-8.05%
01-00-01-7671-0000-2201-0A171205-0000 - Human Services Department	302,288.26	309,348.50	7,060.24	2.34%
01-00-01-7672-0000-2201-0A171205-0000 - Political Science	334,915.69	340,322.55	5,406.87	1.61%
01-00-01-7673-0000-2201-0A171205-0000 - Social Science, General	7,373.02	6,665.00	(708.02)	-9.60%
01-00-01-7673-0000-6010-0A171205-0000 - Social Science, General - Academic Administration	417,814.41	514,170.83	96,356.42	23.06%
01-00-01-7674-0000-2208-0A171205-0000 - Sociology	206,839.47	178,312.32	(28,527.15)	-13.79%
01-00-01-7676-0000-2205-0A171205-0000 - History	281,860.91	288,442.15	6,581.23	2.33%
01-00-01-7677-0000-2001-0A171205-0000 - Psychology	216,295.15	218,033.96	1,738.81	0.80%
01-00-01-7678-0000-2202-0A171205-0000 - Anthropology	164,784.89	168,237.73	3,452.84	2.10%



Budget Forecast by Program - Unrestricted General Fund

Budget Year 2024-2025

Program	2024 Budget	2025 Budget	Change	% Change
01-00-01-7680-0000-2105-0A171205-0000 - Administration Of Justice	81,343.06	147,515.07	66,172.01	81.35%
01-00-01-7681-0000-2106-0A150713-0000 - Sheriff's Academy	1,104,742.00	1,104,742.00	0.00	0.00%
01-00-01-7681-0000-6010-0A150713-0000 - Sheriff'S Academy - Academic Administration	241,025.84	289,157.05	48,131.21	19.97%
01-00-01-7682-0000-6010-0A150713-0000 - Extended Academy - Academic Administration	295,855.02	297,817.00	1,961.98	0.66%
01-00-01-8100-0000-0949-0A150707-0000 - Automotive Collision Repair	16,755.00	16,755.00	0.00	0.00%
01-00-01-8100-0000-4930-0A150201-0000 - Office Of Instruction - Adjuncts	13,422,425.80	18,404,079.28	4,981,653.48	37.11%
01-00-01-8100-0000-6010-0A150201-0000 - Office Of Instruction	1,219,680.91	1,267,969.29	48,288.38	3.96%
01-00-01-8100-0000-6570-0A150201-0000 - Office of Instruction	0.00	500.00	500.00	100.00%
01-00-01-8106-0000-6110-0A180101-0000 - Library - Learning Center	227,370.50	238,634.70	11,264.20	4.95%
01-00-01-8106-0000-6120-0A180101-0000 - Library	1,313,156.85	1,471,895.70	158,738.85	12.09%
01-00-01-8107-0000-4930-0A150716-0000 - Tutorial Center	372,925.29	399,679.37	26,754.08	7.17%
01-00-01-8107-0000-6199-0A150716-0000 - Tutorial Center	531,861.63	592,285.06	60,423.44	11.36%
01-00-01-8111-0000-0604-0A150710-0000 - Radio/Television Instruction	219,075.39	224,915.17	5,839.77	2.67%
01-00-01-8112-0000-6010-0A150716-0000 - Off-Campus Programs	94,883.66	70,648.00	(24,235.66)	-25.54%
01-00-01-8113-0000-6030-0A150101-0000 - Academic Senate	11,492.00	11,492.00	0.00	0.00%
01-00-01-8119-0000-6150-0C132208-0000 - Technology Service - Acad Info Systems & Tech	1,211,126.76	1,261,770.78	50,644.02	4.18%
01-00-01-8119-0000-6570-0C132208-0000 - Technology Service	504.00	0.00	(504.00)	-100.00%
01-00-01-8120-0000-6470-0A191101-0000 - Workforce Readiness - Job Development/Placement Srvc	12,066.02	12,591.35	525.32	4.35%
01-00-01-8120-0000-6499-0A191101-0000 - Workforce Readiness - Misc. Student Svcs.	73,729.62	75,861.49	2,131.87	2.89%
01-00-01-8120-0000-6570-0A191101-0000 - Workforce Readiness	400.00	400.00	0.00	0.00%
01-00-01-8122-0000-6600-0A150201-0000 - Accreditation	21,685.13	21,685.00	(0.13)	0.00%
01-00-01-8126-0000-6499-0A150716-0000 - Middle College	23,247.42	24,331.00	1,083.58	4.66%
01-00-01-8127-0000-6191-0A150716-0000 - Academic Success/Learning Svcs	761,889.56	783,653.90	21,764.35	2.86%
01-00-01-8200-0000-6960-0A190901-0000 - Student Activities	309,540.14	333,724.41	24,184.27	7.81%
01-00-01-8201-0000-6200-0C194502-0000 - Admissions & Records	1,778,156.88	1,874,727.43	96,570.55	5.43%
01-00-01-8202-0000-4930-0A191401-0000 - Counseling - General Studies	28,578.64	29,004.94	426.30	1.49%
01-00-01-8202-0000-6310-0A191401-0000 - Counseling - Counseling & Guidance	1,868,838.29	1,870,231.39	1,393.10	0.07%



Budget Forecast by Program - Unrestricted General Fund

Budget Year 2024-2025

Program	2024 Budget	2025 Budget	Change	% Change
01-00-01-8203-0000-6499-0C194502-0000 - Outreach And Recruitment	54,004.63	54,004.00	(0.63)	0.00%
01-00-01-8204-0000-4930-0A194001-0000 - Disabled Student Prog/Services - General Studies	122,062.02	123,869.79	1,807.77	1.48%
01-00-01-8204-0000-6420-0A194001-0000 - Disabled Student Prog/Services - DSPS	318,796.91	330,456.42	11,659.51	3.66%
01-00-01-8205-0000-6450-0A191401-0000 - Counseling/Matriculation Division	491,368.63	530,067.93	38,699.29	7.88%
01-00-01-8205-0000-6570-0A191401-0000 - Counseling/Matriculation Div	650.00	650.00	0.00	0.00%
01-00-01-8206-0000-6200-0A190102-0000 - Student Development-Student Refund Petition	4,200.00	4,200.00	0.00	0.00%
01-00-01-8206-0000-6450-0A190102-0000 - Student Development	420,080.33	531,345.73	111,265.39	26.49%
01-00-01-8206-0000-6460-0A191402-0000 - Student Development-Financial Aid	200,000.00	200,000.00	0.00	0.00%
01-00-01-8209-0000-6430-0A191101-0000 - EOPS	285,790.57	304,256.34	18,465.78	6.46%
01-00-01-8210-0000-6440-0A190901-0000 - Student Health Services	92,863.45	93,840.00	976.55	1.05%
01-00-01-8211-0000-6499-0A190901-0000 - Commencement	118,071.00	56,871.00	(61,200.00)	-51.83%
01-00-01-8212-0000-6499-0A191401-0000 - Puente	4,507.31	4,507.00	(0.31)	-0.01%
01-00-01-8213-0000-6310-0C194502-0000 - Minority Transter Program	6,528.89	6,528.00	(0.89)	-0.01%
01-00-01-8218-0000-6330-0A191401-0000 - Articulation Program	1,290.00	1,290.00	0.00	0.00%
01-00-01-8219-0000-6010-0A150710-0000 - Honors Program	10,100.48	9,193.00	(907.48)	-8.98%
01-00-01-8220-0000-6330-0A191401-0000 - Transfer Center	364,617.67	376,691.46	12,073.78	3.31%
01-00-01-8301-0000-6460-0C136101-0000 - Financial Aid	1,013,490.05	1,217,445.85	203,955.80	20.12%
01-00-01-8306-0000-6920-0C185112-0000 - Child Care Food Program	163,189.81	175,449.07	12,259.26	7.51%
01-00-01-9002-0000-6570-0A150101-0000 - Campus President	2,000.00	2,000.00	0.00	0.00%
01-00-01-9002-0000-6600-0A150101-0000 - Campus President	820,635.89	912,410.66	91,774.77	11.18%
01-00-01-9002-0000-6840-0A150101-0000 - Campus President Economic Development	109,516.05	117,898.47	8,382.42	7.65%
01-00-01-9003-0000-6099-0C338705-0000 - Reassigned Time-SBVC	2,144,975.87	2,072,406.11	(72,569.76)	-3.38%
01-00-01-9008-0000-6770-0C120002-0000 - Transporation, General	62,055.12	43,365.00	(18,690.12)	-30.12%
01-00-01-9016-0000-6199-0A195505-0000 - Grants - Other Instructional Support Sv	146,193.93	153,130.80	6,936.86	4.74%
01-00-01-9016-0000-6600-0A195505-0000 - Grants - Planning, Policymaking, & Coordination	21,298.72	137,223.46	115,924.74	544.28%
01-00-01-9017-0000-6600-0A195505-0000 - Planning And Research	668,346.11	719,661.56	51,315.45	7.68%
01-00-01-9018-0000-6750-0A195505-0000 - Professional Development	222,913.41	226,164.79	3,251.38	1.46%



Budget Forecast by Program - Unrestricted General Fund

Budget Year 2024-2025

Program	2024 Budget	2025 Budget	Change	% Change
01-00-01-9019-0000-6600-OC136602-0000 - Resource Development	659,133.28	619,750.42	(39,382.87)	-5.97%
01-00-01-9021-0000-6760-0A190901-0000 - Diversity	22,214.93	22,215.00	0.07	0.00%
01-00-01-9100-0000-6770-OC195201-0000 - Rideshare Program	10,000.00	10,000.00	0.00	0.00%
01-00-01-9500-0000-6720-OC195201-0000 - College Business Office	299,791.61	318,577.97	18,786.35	6.27%
01-00-01-9502-0000-6770-OC195201-0000 - Mailroom and Postage	128,316.29	139,563.12	11,246.83	8.76%
01-00-01-9504-0000-6550-OC120002-0000 - Grounds	913,582.31	1,093,955.35	180,373.04	19.74%
01-00-01-9505-0000-6530-OC120002-0000 - Custodial	2,553,470.24	2,664,305.15	110,834.91	4.34%
01-00-01-9505-0000-6830-OC120002-0000 - Custodial - Community Use Of Facilities	86,355.86	94,282.25	7,926.39	9.18%
01-00-01-9505-0000-6960-OC120002-0000 - Custodial - Student & Co-Curricular	84,177.24	91,944.49	7,767.25	9.23%
01-00-01-9506-0000-6510-OC120002-0000 - Maintenance	2,474,949.40	2,354,280.41	(120,668.99)	-4.88%
01-00-01-9508-0000-6770-OC195201-0000 - General Supplies & Services	1,106,924.36	741,473.00	(365,451.36)	-33.02%
01-00-01-9509-0000-6710-OC136601-0000 - Marketing & Public Affairs	701,469.10	778,072.79	76,603.68	10.92%
01-00-01-9517-0000-6770-0A150710-0000 - Auditorium	162,045.73	173,325.83	11,280.10	6.96%
01-00-01-9520-0000-6599-OC338006-0000 - Administrative Services	786,347.36	891,710.87	105,363.51	13.40%
01-00-01-9520-0000-7100-OC195201-0000 - Administrative Services - Physical Plant & Properties	49,412.49	100,265.75	50,853.27	102.92%
01-00-01-9601-0000-6570-OC195201-0000 - Utilities - Gas	235,000.00	225,000.00	(10,000.00)	-4.26%
01-00-01-9602-0000-6570-OC195201-0000 - Utilities - Electric	1,047,957.00	212,975.00	(834,982.00)	-79.68%
01-00-01-9603-0000-6570-OC195201-0000 - Utilities - Water	249,000.00	281,000.00	32,000.00	12.85%
01-00-01-9604-0000-6570-OC195201-0000 - Utilities - Telephone	106,005.00	125,000.00	18,995.00	17.92%
01-00-01-9901-0000-6940-OC126002-0000 - Cafeteria	206,443.00	228,576.93	22,133.93	10.72%
01-00-02-0000-0000-0000-OC338006-0000 - General Program	0.00	(593,579.52)	(593,579.52)	100.00%
01-00-02-1500-0000-6966-OC223104-0000 - CHC Mens Athletics - Cross Country	28,970.28	31,775.00	2,804.72	9.68%
01-00-02-1500-0000-6967-OC223104-0000 - CHC Mens Athletics - Swim	19,299.00	19,283.00	(16.00)	-0.08%
01-00-02-1500-0000-6981-OC223104-0000 - CHC Mens Athletics - Water Polo	35,505.10	28,230.00	(7,275.10)	-20.49%
01-00-02-1501-0000-6966-OC223104-0000 - CHC Womens Athletics - Cross Country	11,198.82	14,040.00	2,841.18	25.37%
01-00-02-1501-0000-6967-OC223104-0000 - CHC Womens Athletics - Swim	19,789.00	19,533.00	(256.00)	-1.29%
01-00-02-1501-0000-6981-OC223104-0000 - CHC-Womens Athletics - Water Polo	31,289.71	29,330.00	(1,959.71)	-6.26%



Budget Forecast by Program - Unrestricted General Fund

Budget Year 2024-2025

Program	2024 Budget	2025 Budget	Change	% Change
01-00-02-1510-0000-0835-0A250711-0000 - Physical Education Division	393,042.40	506,268.31	113,225.91	28.81%
01-00-02-1510-0000-6985-0C223104-0000 - CHC P.E. - Athletics Admin	110,547.60	97,333.91	(13,213.69)	-11.95%
01-00-02-2531-0000-0504-0A250602-0000 - Business Admin, Finance, Ins	171,061.33	174,120.11	3,058.78	1.79%
01-00-02-3540-0000-1002-0A250710-0000 - Art Department	390,926.36	275,788.70	(115,137.66)	-29.45%
01-00-02-3551-0000-1501-0A250710-0000 - English Department	1,085,112.19	1,138,508.04	53,395.85	4.92%
01-00-02-3560-0000-0850-0A250710-0000 - Modern Languages - Sign Language	225,367.08	232,484.71	7,117.63	3.16%
01-00-02-3560-0000-1101-0A250710-0000 - Modern Languages - Foreign Languages, General	319,332.83	321,197.22	1,864.39	0.58%
01-00-02-3570-0000-2203-0A250711-0000 - Ethnic Studies	56,566.56	130,989.13	74,422.56	131.57%
01-00-02-3575-0000-1506-0A250710-0000 - Speech Department	333,286.70	335,296.37	2,009.68	0.60%
01-00-02-3576-0000-1007-0A250710-0000 - Drama Department	371,141.64	464,776.36	93,634.71	25.23%
01-00-02-3579-0000-6010-0A250711-0000 - Humanities Division	270,484.19	282,060.22	11,576.03	4.28%
01-00-02-3580-0000-1004-0A250710-0000 - Music Department	151,887.68	150,382.16	(1,505.52)	-0.99%
01-00-02-4630-0000-6199-0A250711-0000 - Science Division	256,218.99	285,212.27	28,993.27	11.32%
01-00-02-4631-0000-1911-0A250711-0000 - Formerly Astronomy Dept.	88,754.29	89,187.23	432.93	0.49%
01-00-02-4632-0000-1701-0A250711-0000 - Mathematics Department	836,512.57	841,527.97	5,015.41	0.60%
01-00-02-4633-0000-0701-0A250602-0000 - Computer Science Department	512,027.16	531,417.91	19,390.74	3.79%
01-00-02-4640-0000-1905-0A250711-0000 - Chemistry Department	763,483.55	764,587.39	1,103.83	0.14%
01-00-02-4651-0000-1914-0A250711-0000 - Geology Department	138,995.21	136,156.62	(2,838.59)	-2.04%
01-00-02-4660-0000-1902-0A250711-0000 - Physics Department	225,207.23	234,816.74	9,609.51	4.27%
01-00-02-4671-0000-2206-0A250711-0000 - Geography Department	86,066.24	86,509.16	442.93	0.51%
01-00-02-4690-0000-0401-0A250711-0000 - Biology, General	553,649.21	571,104.70	17,455.49	3.15%
01-00-02-4691-0000-0410-0A250711-0000 - Anatomy & Physiology Dept - Anatomy And Physiology	265,056.83	277,889.45	12,832.62	4.84%
01-00-02-4692-0000-0401-0A250711-0000 - Microbiology Department	317,648.58	331,434.73	13,786.14	4.34%
01-00-02-5622-0000-1210-0A250602-0000 - Resp Therapy Cert Program - Respiratory Care/Therapy	800,564.08	966,712.95	166,148.87	20.75%
01-00-02-5622-0000-6010-0A250602-0000 - Resp Therapy Cert Program - Academic Administration	99,938.58	108,610.77	8,672.19	8.68%
01-00-02-5625-0000-1250-0A250602-0000 - Emergency Medicine Program - Emergency Medical Services	917,815.24	981,250.80	63,435.56	6.91%
01-00-02-5625-0000-6010-0A250602-0000 - Emergency Medicine Program - Academic Administration	96,783.91	118,389.48	21,605.57	22.32%



Budget Forecast by Program - Unrestricted General Fund

Budget Year 2024-2025

Program	2024 Budget	2025 Budget	Change	% Change
01-00-02-5626-0000-6010-0A250602-0000 - Radiologic Technology	5,350.00	16,098.00	10,748.00	200.90%
01-00-02-6691-0000-2133-0A250602-0000 - Fire Science - Fire Technology	426,615.26	572,325.24	145,709.98	34.15%
01-00-02-6691-0000-6010-0A250602-0000 - Fire Science - Academic Administration	41,114.61	43,172.32	2,057.72	5.00%
01-00-02-6692-0000-6967-0A250602-0000 - Public Safety Training	2,220.00	2,189.00	(31.00)	-1.40%
01-00-02-7672-0000-2207-0A250711-0000 - Political Science	161,922.96	162,846.77	923.81	0.57%
01-00-02-7674-0000-2208-0A250711-0000 - Sociology	110,173.08	110,682.99	509.91	0.46%
01-00-02-7675-0000-1509-0A250711-0000 - Philosophy	217,518.31	206,725.83	(10,792.48)	-4.96%
01-00-02-7676-0000-2205-0A250711-0000 - History	109,891.63	112,123.74	2,232.11	2.03%
01-00-02-7677-0000-2001-0A250711-0000 - Psychology	464,022.33	463,773.58	(248.75)	-0.05%
01-00-02-7678-0000-2202-0A250711-0000 - Anthropology	151,167.91	163,212.56	12,044.66	7.97%
01-00-02-7679-0000-2204-0A250711-0000 - Economics	166,940.97	167,846.12	905.15	0.54%
01-00-02-7685-0000-1305-0A250602-0000 - Early Childhood Education	500.00	500.00	0.00	0.00%
01-00-02-8100-0000-4930-0A250302-0000 - Office Of Instruction - Adjuncts	6,063,493.20	7,571,476.00	1,507,982.80	24.87%
01-00-02-8100-0000-6010-0A250602-0000 - Office Of Instruction	1,246,612.34	1,378,697.52	132,085.18	10.60%
01-00-02-8102-0000-6010-0A250602-0000 - Vocational Education	270,493.24	282,260.22	11,766.98	4.35%
01-00-02-8104-0000-6110-0A250710-0000 - Learning Resource Center	472,884.29	539,164.42	66,280.14	14.02%
01-00-02-8106-0000-6120-0A250710-0000 - Library	801,742.77	848,106.92	46,364.15	5.78%
01-00-02-8107-0000-6110-0A250711-0000 - STEM Center	25,830.50	28,123.00	2,292.50	8.88%
01-00-02-8119-0000-6799-0C232601-0000 - Technology Service - Other Gen Inst.Support Svcs	771,623.06	869,378.92	97,755.86	12.67%
01-00-02-8119-0000-7100-0C232601-0000 - Technology Service - Physical Property & Related Acquisitions	1,515.74	0.00	(1,515.74)	-100.00%
01-00-02-8201-0000-6200-0A290402-0000 - Admissions & Records	692,950.59	714,328.73	21,378.14	3.09%
01-00-02-8202-0000-6310-0A250801-0000 - Counseling - Counseling & Guidance	812,034.20	828,507.67	16,473.47	2.03%
01-00-02-8204-0000-6420-0A250801-0000 - Disabled Student Prog/Service	176,672.13	204,996.27	28,324.13	16.03%
01-00-02-8208-0000-6450-0A290402-0000 - Student Services - Student Personnel Admin.	479,962.04	627,462.25	147,500.21	30.73%
01-00-02-8208-0000-6960-0A250801-0000 - Student Services - Student & Co-Curricular	263,872.79	275,829.33	11,956.55	4.53%
01-00-02-8209-0000-6430-0A250801-0000 - EOPS	194,607.98	208,477.70	13,869.72	7.13%
01-00-02-8210-0000-6440-0A290402-0000 - Student Health Services	32,500.00	20,500.00	(12,000.00)	-36.92%



Budget Forecast by Program - Unrestricted General Fund

Budget Year 2024-2025

Program	2024 Budget	2025 Budget	Change	% Change
01-00-02-8211-0000-6499-0A290902-0000 - Commencement	42,825.00	43,567.50	742.50	1.73%
01-00-02-8214-0000-6340-0A250801-0000 - Career Center	230,306.20	250,006.22	19,700.02	8.55%
01-00-02-8218-0000-6330-0A250801-0000 - Articulation Program	0.00	49,906.11	49,906.11	100.00%
01-00-02-8218-0000-6499-0A250801-0000 - Articulation Program	185,556.03	186,280.18	724.15	0.39%
01-00-02-8219-0000-6750-0A250711-0000 - Honors Program	114,014.00	131,141.00	17,127.00	15.02%
01-00-02-8220-0000-6330-0A250801-0000 - Transfer Center 7/1/05	240,289.13	210,667.87	(29,621.27)	-12.33%
01-00-02-8227-3269-1701-0A250602-0000 - CHC-Contract Education	30,000.00	0.00	(30,000.00)	-100.00%
01-00-02-8227-3269-7320-0A250602-0000 - CHC-Contract Education	12,000.00	0.00	(12,000.00)	-100.00%
01-00-02-8301-0000-6460-0A290701-0000 - Financial Aid	473,889.11	503,003.13	29,114.02	6.14%
01-00-02-8306-0000-6920-0A250602-0000 - Child Development Center	242,611.92	258,944.78	16,332.86	6.73%
01-00-02-9002-0000-6199-0A250102-0000 - Campus President - Other Instructional Support Sv	512,387.96	422,790.00	(89,597.96)	-17.49%
01-00-02-9002-0000-6600-0C338006-0000 - Campus President - Planning, Policymaking, & Coordination	516,181.15	575,506.40	59,325.25	11.49%
01-00-02-9002-0000-6840-0A250102-0000 - Campus President Economic Development	96,553.00	114,753.66	18,200.66	18.85%
01-00-02-9003-0000-6099-0A250302-0000 - Reassigned Time-CHC	942,505.62	969,422.41	26,916.79	2.86%
01-00-02-9007-0000-6770-0C220002-0000 - Purchasing And Warehousing - Logistical Services	92,149.22	96,758.44	4,609.22	5.00%
01-00-02-9007-0000-6910-0C220002-0000 - Purchasing And Warehousing - Bookstores	12,565.80	13,194.33	628.53	5.00%
01-00-02-9016-0000-6199-0A295505-0000 - Grants	10,000.00	10,000.00	0.00	0.00%
01-00-02-9017-0000-6600-0A295505-0000 - Planning And Research	567,794.09	610,762.82	42,968.73	7.57%
01-00-02-9018-0000-6750-0A250710-0000 - Professional Development	61,256.63	62,051.10	794.47	1.30%
01-00-02-9019-0000-6199-0C239207-0000 - Resource Development	510,117.56	632,774.23	122,656.66	24.04%
01-00-02-9500-0000-6720-0C246909-0000 - College Business Office - Fiscal Operations	194,837.20	202,844.71	8,007.51	4.11%
01-00-02-9500-0000-6830-0C246909-0000 - College Business Office - Community Use Of Facilities	20,524.86	21,553.85	1,028.99	5.01%
01-00-02-9500-0000-6960-0C246909-0000 - College Business Office - Student & Co-Curricular	1,057.53	1,109.91	52.38	4.95%
01-00-02-9502-0000-6770-0C246909-0000 - Mailroom And Postage * Logistical Services	13,500.00	0.00	(13,500.00)	-100.00%
01-00-02-9504-0000-6550-0C220002-0000 - Grounds - Grounds Maint & Repairs	379,465.09	386,609.17	7,144.07	1.88%
01-00-02-9504-0000-6950-0C220002-0000 - Grounds - Parking	10,794.13	11,192.09	397.96	3.69%
01-00-02-9505-0000-6530-0C220002-0000 - Custodial	1,708,467.44	1,850,549.10	142,081.66	8.32%



Budget Forecast by Program - Unrestricted General Fund

Budget Year 2024-2025

Program	2024 Budget	2025 Budget	Change	% Change
01-00-02-9505-0000-6910-0C220002-0000 - Custodial - Bookstores	15,395.97	16,049.28	653.31	4.24%
01-00-02-9505-0000-6920-0C220002-0000 - Custodial - Child Development Centers	8,254.98	8,645.87	390.89	4.74%
01-00-02-9505-0000-6940-0C220002-0000 - Custodial - Food Services	4,752.10	4,940.97	188.87	3.97%
01-00-02-9505-0000-6950-0C220002-0000 - Custodial - Parking	1,139.67	1,226.36	86.69	7.61%
01-00-02-9506-0000-6510-0C220002-0000 - Maintenance	877,825.23	814,016.38	(63,808.86)	-7.27%
01-00-02-9509-0000-6199-0C239207-0000 - Marketing & Public Affairs - Other Instructional Support Sv	162,221.18	166,877.91	4,656.73	2.87%
01-00-02-9509-0000-6710-0C239207-0000 - Marketing & Public Affairs - Community Relations	165,700.00	165,700.00	0.00	0.00%
01-00-02-9511-0000-6570-0C220002-0000 - Parking Lot Improvements	26,538.00	28,000.00	1,462.00	5.51%
01-00-02-9511-0000-6950-0C220002-0000 - Parking Lot Improvements	183,651.89	196,365.56	12,713.68	6.92%
01-00-02-9515-0000-6599-0C220002-0000 - Maintenance & Operations - Other M&O	129,215.17	138,997.42	9,782.25	7.57%
01-00-02-9515-0000-7100-0C220002-0000 - Maintenance & Operations - Physical Property & Related Acquisi	69,577.40	74,844.76	5,267.37	7.57%
01-00-02-9520-0000-6599-0C246909-0000 - Administrative Services - Other M&O	406,041.54	418,700.30	12,658.76	3.12%
01-00-02-9520-0000-7100-0C246909-0000 - Administrative Services - Physical Property & Related Acquisition	89,459.95	93,592.45	4,132.50	4.62%
01-00-02-9601-0000-6570-0C246909-0000 - Gas Utility	16,258.00	20,117.00	3,859.00	23.74%
01-00-02-9602-0000-6570-0C246909-0000 - Utilities - Electricity	476,086.00	0.00	(476,086.00)	-100.00%
01-00-02-9604-0000-6570-0C246909-0000 - Utilities - Telephone	85,000.00	120,000.00	35,000.00	41.18%
01-00-02-9605-0000-6570-0C220002-0000 - Utilities - Fuel Oil	12,532.00	11,000.00	(1,532.00)	-12.22%
01-00-02-9617-0000-6191-0C223104-0000 - Aquatics Center	61,964.34	49,383.52	(12,580.82)	-20.30%
01-00-03-0000-0000-0000-0C338006-0000 - General Program	0.00	(282,233.25)	(282,233.25)	100.00%
01-00-03-8103-0000-6150-0C338102-0000 - Distance Education - Acad Info Systems & Tech	644,195.67	700,712.27	56,516.60	8.77%
01-00-03-8103-0000-7100-0C338102-0000 - Distance Education Physical Property & Related Acquisitions	15,791.10	17,299.63	1,508.53	9.55%
01-00-03-8115-0000-7010-0C338100-0000 - Educational and Student Support Services	570,548.07	660,943.41	90,395.34	15.84%
01-00-03-9000-0000-6600-0A301101-0000 - District Chancellor	1,000,464.97	1,171,845.04	171,380.08	17.13%
01-00-03-9003-0000-6099-0C338705-0000 - Reassigned Time-DIST	754,495.75	770,494.03	15,998.28	2.12%
01-00-03-9004-0000-6730-0C338602-0000 - Human Resources	3,831,453.86	4,177,056.90	345,603.04	9.02%
01-00-03-9006-0000-6720-0C337102-0000 - Controller	874,792.08	966,425.76	91,633.68	10.47%
01-00-03-9007-0000-6770-0C394402-0000 - Purchasing And Warehousing	806,144.91	869,079.39	62,934.48	7.81%



Budget Forecast by Program - Unrestricted General Fund

Budget Year 2024-2025

Program	2024 Budget	2025 Budget	Change	% Change
01-00-03-9010-0000-6780-OC338102-0000 - TESS	6,951,779.75	6,914,936.94	(36,842.81)	-0.53%
01-00-03-9010-0000-7100-OC338102-0000 - TESS Physical Property & Related Acquisitions	38,249.98	40,926.15	2,676.17	7.00%
01-00-03-9011-0000-6770-OC394402-0000 - Insurance	75,000.00	85,000.00	10,000.00	13.33%
01-00-03-9011-0000-7310-OC337501-0000 - Insurance - Property and Liability	1,200,000.00	1,200,000.00	0.00	0.00%
01-00-03-9014-0000-7100-OC379003-0000 - Facilities Planning/Adm.Svcs.	475,519.37	456,626.79	(18,892.58)	-3.97%
01-00-03-9024-0000-6600-OC338103-0000 - Institutional Effectiveness	782,836.19	823,499.24	40,663.06	5.19%
01-00-03-9025-0000-6750-OC338602-0000 - Safety and Emergency Management	183,492.65	222,410.08	38,917.43	21.21%
01-00-03-9200-0000-6600-0A301101-0000 - Board Of Trustees	320,787.12	307,060.46	(13,726.66)	-4.28%
01-00-03-9301-0000-6720-OC338006-0000 - Internal Audit	130,000.00	150,000.00	20,000.00	15.38%
01-00-03-9303-0000-6720-OC338006-0000 - Accounting	1,962,112.06	2,052,666.17	90,554.11	4.62%
01-00-03-9503-0000-6770-OC322501-0000 - Police	2,874,193.72	3,370,427.10	496,233.38	17.27%
01-00-03-9506-0000-6510-OC379001-0000 - Maintenance	438,675.53	444,884.76	6,209.23	1.42%
01-00-03-9507-0000-6770-OC338102-0000 - Printing	954,297.67	992,592.11	38,294.44	4.01%
01-00-03-9508-0000-6770-OC311413-0000 - General Supplies & Services	53,680.00	53,680.00	0.00	0.00%
01-00-03-9509-0000-6710-OC336000-0000 - Marketing & Public Affairs	705,217.11	951,166.13	245,949.02	34.88%
01-00-03-9509-0000-6840-OC336000-0000 - Marketing & Public Affairs Economic Development	28,958.00	35,087.59	6,129.59	21.17%
01-00-03-9521-0000-6770-OC322501-0000 - Security	815,114.73	713,355.69	(101,759.04)	-12.48%
01-00-03-9600-0000-6570-OC378999-0000 - Utilities-District Support Services	360,837.23	385,133.97	24,296.74	6.73%
01-00-03-9750-0000-6750-OC338006-0000 - Employee Benefits - Tuition Reimbursement	48,000.00	47,000.00	(1,000.00)	-2.08%
01-00-03-9750-0000-6799-OC338705-0000 - Employee Benefits - SUI/Excess STRS Sick Leave	622,000.00	622,000.00	0.00	0.00%
01-00-03-9998-0000-0000-OC338006-0000 - Adjustment Clearing	0.00	1,000.00	1,000.00	100.00%
01-00-15-8120-0000-6470-0A191101-0000 - WIA Carryover	1,412.00	2,000.00	588.00	41.64%
01-00-15-8120-0000-7320-0A191101-0000 - WIA Carryover	13,791.00	13,791.00	0.00	0.00%
01-00-15-9508-0000-6770-OC195201-0000 - General Supplies & Services	0.00	128,695.00	128,695.00	100.00%
01-23-01-9508-0000-6770-OC195201-0000 - Unrestricted Lottery	1,000,975.00	1,296,000.00	295,025.00	29.47%
01-23-02-9520-0000-6570-OC246909-0000 - Unrestricted Lottery	641,456.00	923,587.00	282,131.00	43.98%
	134,429,348.80	143,900,469.29	9,471,120.49	7.05%



Budget Forecast by Program - Unrestricted General Fund

Budget Year 2024-2025

Program	2024 Budget	2025 Budget	Change	% Change
Total	(5,213,504.96)	(58,880.84)	5,154,624.12	5.03%



Budget Forecast by Program - Restricted General Fund

Budget Year 2024-2025

Program	2024 Budget	2025 Budget	Change	% Change
Revenue				
01-50-01-0000-3311-0000-0C195201-0000 - SBVC-Accident Fee	41,000.00	41,000.00	0.00	0.00%
01-50-01-1503-2235-4900-0A151701-0000 - SBVC-Lottery Restricted-Athletic Trainer	0.00	41,900.00	41,900.00	100.00%
01-50-01-2527-3175-6940-0A150707-0000 - SBVC-Sun Room Catering	10,000.00	10,000.00	0.00	0.00%
01-50-01-2527-3181-1307-0A150707-0000 - SBVC-Restaurant Management-Restaurant Management Program	80,000.00	80,000.00	0.00	0.00%
01-50-01-4631-3509-1911-0A150705-0000 - SBVC-Planetarium Income	3,600.00	3,600.00	0.00	0.00%
01-50-01-4632-2504-1701-0A150705-0000 - SBVC-High Road Training Partnerships - HRTP - Credit for Prior	180,000.00	96,609.32	(83,390.68)	-46.33%
01-50-01-5623-2504-1239-0C383048-0000 - SBVC-High Road Training Partnerships - HRTP - Psychiatric Tec	806,650.00	642,286.01	(164,363.99)	-20.38%
01-50-01-5623-2591-1239-0C383048-0000 - SBVC-High Road Training Partnership - HRTP #2 - Medical	917,136.12	799,755.36	(117,380.76)	-12.80%
01-50-01-6625-3169-0956-0A150707-0000 - SBVC-Welding Certification Test Revenue	2,460.00	2,460.00	0.00	0.00%
01-50-01-6680-2406-6199-0A150707-0000 - SBVC-SWP-Positive Incentive Funding FY20	634.32	0.00	(634.32)	-100.00%
01-50-01-6680-2546-6199-0A150707-0000 - SBVC-Strong Workforce Local-Other Instructional Support SV	1,056,878.03	0.00	(1,056,878.03)	-100.00%
01-50-01-6680-2547-0946-0A150707-0000 - SBVC-Local Shares/Strong Workforce Round 7-Environmental C	0.00	108,014.34	108,014.34	100.00%
01-50-01-6680-2548-6010-0A150707-0000 - SBVC-Local Shares/Strong Workforce Round 8-Academic Admin	0.00	1,707,908.00	1,707,908.00	100.00%
01-50-01-6681-2543-0950-0A150707-0000 - SBVC-Strong Workforce-Aeronautical And Aviation Technology	53,055.00	0.00	(53,055.00)	-100.00%
01-50-01-6683-3174-0948-0A150707-0000 - SBVC-State Referee Program	12,000.00	12,000.00	0.00	0.00%
01-50-01-7682-3321-2106-0A150713-0000 - SBVC-Student Ammunition Fees	32,200.00	16,323.00	(15,877.00)	-49.31%
01-50-01-8100-2228-4930-0A150201-0000 - SBVC-Basic Skills-General Studies	493,815.54	10,272.68	(483,542.86)	-97.92%
01-50-01-8100-2403-6010-0A150201-0000 - SBVC-Guided Pathways-Office of Instruction	150,650.95	152,866.98	2,216.03	1.47%
01-50-01-8100-2636-6010-0A150201-0000 - SBVC-Student Transfer Achievement Reform	565,217.00	0.00	(565,217.00)	-100.00%
01-50-01-8100-2650-6010-0A150201-0000 - SBVC-CCC Equitable Placement & Completion Grant Program	754,081.00	0.00	(754,081.00)	-100.00%
01-50-01-8102-2457-6199-0A150707-0000 - SBVC-Perkins Title I-Other Instructional Support Sv	444,878.00	473,263.00	28,385.00	6.38%
01-50-01-8102-2504-0947-0C383048-0000 - SBVC-High Road Training Partnerships - HRTP - Trucking/Logist	180,761.00	16,533.62	(164,227.38)	-90.85%
01-50-01-8102-2504-0958-0C383048-0000 - SBVC-High Road Training Partnerships - HRTP - Water	101,316.00	53,380.05	(47,935.95)	-47.31%
01-50-01-8102-2556-0999-0A150707-0000 - SBVC-Regional Shares/Strong Workforce-Other Engineering and	229,100.26	125,913.46	(103,186.80)	-45.04%
01-50-01-8102-2557-0514-0A150707-0000 - SBVC-Regional Shares/Strong Workforce-Office Technology/Offi	0.00	265,327.32	265,327.32	100.00%



Budget Forecast by Program - Restricted General Fund

Budget Year 2024-2025

Program	2024 Budget	2025 Budget	Change	% Change
01-50-01-8102-2558-0999-0A150707-0000 - SBVC-Regional Shares/Strong Workforce-Other Engineering and	648,504.00	0.00	(648,504.00)	-100.00%
01-50-01-8102-2600-6199-0A150707-0000 - SBVC-High Road Construction Careers Resilient Workforce Func	113,640.00	292,162.00	178,522.00	157.09%
01-50-01-8102-2613-0946-0A150707-0000 - SBVC-Regional Equity and Recovery Partnerships	59,692.00	59,692.00	0.00	0.00%
01-50-01-8106-2352-6120-0A180101-0000 - SBVC-Library Services Platform	17,000.00	17,000.00	0.00	0.00%
01-50-01-8120-1265-6499-0A191101-0000 - SBVC-Transitional Assistance-Transitional Assistance Miscellane	69,179.03	91,024.50	21,845.47	31.58%
01-50-01-8120-1369-6499-0A191101-0000 - SBVC-Fresh Success Employment & Training	74,482.80	170,000.00	95,517.20	128.24%
01-50-01-8120-2212-6470-0A191101-0000 - SBVC-Workability III Grant	142,762.00	142,762.00	0.00	0.00%
01-50-01-8120-2266-6470-0A191101-0000 - SBVC-CalWorks-Workforce Readiness Job Development/Placem	656,738.00	747,763.00	91,025.00	13.86%
01-50-01-8127-2367-6110-0A150716-0000 - SBVC-CCAP Instructional Materials for Dual Enrollment	13,507.46	13,506.00	(1.46)	-0.01%
01-50-01-8200-2331-6960-0A190901-0000 - SBVC-Basic Needs Centers & Staffing Support	377,798.00	362,502.62	(15,295.38)	-4.05%
01-50-01-8200-2356-6960-0A190901-0000 - SBVC-Student Food & Housing Support/Basic Needs Center	346,573.00	265,724.00	(80,849.00)	-23.33%
01-50-01-8200-2366-6960-0A190901-0000 - SBVC-LGBTQ+	83,036.00	126,436.00	43,400.00	52.27%
01-50-01-8200-2529-6960-0A190901-0000 - SBVC-CalFresh Outreach-Student & Co-Curricular	23,318.47	23,318.47	0.00	0.00%
01-50-01-8200-2597-6960-0A190901-0000 - SBVC-College Rapid Rehousing Funds	796,656.00	796,656.00	0.00	0.00%
01-50-01-8204-2202-6420-0A194001-0000 - SBVC-Disabled Student Programs	1,239,296.00	1,145,425.00	(93,871.00)	-7.57%
01-50-01-8206-2284-6450-0A191402-0000 - SBVC-California College Promise	772,603.00	773,886.00	1,283.00	0.17%
01-50-01-8206-2372-6450-0A190102-0000 - SBVC-Learning-Aligned Employment Program	3,424,963.00	0.00	(3,424,963.00)	-100.00%
01-50-01-8206-2646-6450-0A190102-0000 - SBVC-A2MEND	25,199.00	0.00	(25,199.00)	-100.00%
01-50-01-8206-3700-6450-0A190102-0000 - California Youth Leadership Corps - Community Learning Partner	100,000.00	100,000.00	0.00	0.00%
01-50-01-8207-2232-6320-0A191401-0000 - SBVC-Matriculation-Matriculation/Student Assessment	3,539,011.37	3,332,803.00	(206,208.37)	-5.83%
01-50-01-8207-3330-6320-0A191401-0000 - SBVC-Career Readiness Program - Google	2,000.00	2,000.00	0.00	0.00%
01-50-01-8208-1150-6499-0A191402-0000 - SBVC-Title IV-Trio	348,164.33	348,164.00	(0.33)	0.00%
01-50-01-8209-2200-6430-0A191101-0000 - SBVC-EOPS-CARE Program	314,257.00	314,257.00	0.00	0.00%
01-50-01-8209-2201-6430-0A191101-0000 - SBVC-EOPS	1,618,971.00	1,618,971.00	0.00	0.00%
01-50-01-8209-2503-6430-0A191101-0000 - SBVC-EOPS NextUp Foster Youth Support Program	313,483.00	313,483.00	0.00	0.00%
01-50-01-8209-2616-6430-0A191101-0000 - SBVC-EOPS NextUp Foster Youth Advisory Council (FYAC)	0.00	10,000.00	10,000.00	100.00%
01-50-01-8210-2309-6440-0A190901-0000 - SBVC-Mental Health Services Support	267,211.00	336,410.70	69,199.70	25.90%



Budget Forecast by Program - Restricted General Fund

Budget Year 2024-2025

Program	2024 Budget	2025 Budget	Change	% Change
01-50-01-8210-2364-6440-0A190901-0000 - SBVC-Medi-Cal Administrative Activities	6,300.00	6,300.00	0.00	0.00%
01-50-01-8210-3310-6440-0A190901-0000 - SBVC-Student Health Fees	637,022.86	635,436.04	(1,586.82)	-0.25%
01-50-01-8210-3337-6440-0A190901-0000 - SBVC-Family Pact Contract	8,000.00	8,000.00	0.00	0.00%
01-50-01-8212-2355-6499-0A191401-0000 - SBVC-Puente Project	9,925.00	9,925.00	0.00	0.00%
01-50-01-8213-3320-6310-0A191402-0000 - SBVC-Umoja Tumaini Program	6,941.00	6,941.00	0.00	0.00%
01-50-01-8223-3314-6999-0C195201-0000 - SBVC-Student Transportation Fee	262,000.00	300,000.00	38,000.00	14.50%
01-50-01-8224-1176-6600-0C194502-0000 - SBVC-Veterans Education	2,000.00	0.00	(2,000.00)	-100.00%
01-50-01-8224-2187-6480-0C194502-0000 - SBVC-Veterans Resource Center	103,647.00	0.00	(103,647.00)	-100.00%
01-50-01-8228-2214-6390-0A191402-0000 - SBVC-Student Equity-Student Equity	1,646,051.80	1,594,154.00	(51,897.80)	-3.15%
01-50-01-8228-2323-6390-0A191402-0000 - SBVC-Dream Resource Liaison	93,577.00	107,075.14	13,498.14	14.42%
01-50-01-8228-2365-6390-0A191402-0000 - SBVC-Growing Inland Achievement/GIA	50,000.00	50,000.00	0.00	0.00%
01-50-01-8228-2530-6390-0A191402-0000 - SBVC-Student Retention & Outreach-Student Equity	490,062.76	892,445.00	402,382.24	82.11%
01-50-01-8228-3289-6390-0A191402-0000 - SBVC-JBAY Book Fund Grant	6,000.00	6,000.00	0.00	0.00%
01-50-01-8301-1160-6199-0C136101-0000 - SBVC-Federal College Work Study - Administrative	326,659.00	326,659.00	0.00	0.00%
01-50-01-8301-2161-6460-0C136101-0000 - SBVC-SFAA-BFAP Adm Allowance	577,668.00	170,779.00	(406,889.00)	-70.44%
01-50-01-8301-2188-6460-0C136101-0000 - SBVC-Financial Aid Technology	39,561.00	40,725.00	1,164.00	2.94%
01-50-01-8306-1213-1305-0A171205-0000 - SBVC-Child Development Division Consortium	39,100.00	0.00	(39,100.00)	-100.00%
01-50-01-8306-2209-6499-0A191101-0000 - SBVC-Foster Parent Program	104,356.00	119,801.00	15,445.00	14.80%
01-50-01-8306-2210-4930-0A191101-0000 - SBVC-Youth Empowerment STR	22,500.00	22,500.00	0.00	0.00%
01-50-01-9014-2231-7100-0C195201-0000 - SBVC-Block Grant	0.00	782,103.83	782,103.83	100.00%
01-50-01-9014-2371-7100-0C195201-0000 - SBVC-Higher Education Student Housing Grant	771,173.75	5,000.00	(766,173.75)	-99.35%
01-50-01-9014-2377-7100-0C195201-0000 - SBVC-Physical Plant/Instructional Support FY2023	0.00	1,107,405.00	1,107,405.00	100.00%
01-50-01-9016-1101-6199-0A195505-0000 - SBVC-University Enterprise Corp. At CSUSB	36,535.00	36,684.00	149.00	0.41%
01-50-01-9016-1103-6199-0A195505-0000 - SBVC Aviation Maintenance Technical Workers Workforce Devel	498,555.00	473,540.00	(25,015.00)	-5.02%
01-50-01-9016-1329-6199-0A195505-0000 - SBVC-USDA CalFresh-Chico State Univ	34,855.00	0.00	(34,855.00)	-100.00%
01-50-01-9016-1339-6199-0A195505-0000 - SBVC-NSA Apprenticeship - Cal State San Bndo	17,831.00	0.00	(17,831.00)	-100.00%
01-50-01-9016-1341-6199-0A195505-0000 - SBVC-Aviation Maintenance Technical Workers Grant	150,000.00	0.00	(150,000.00)	-100.00%



Budget Forecast by Program - Restricted General Fund

Budget Year 2024-2025

Program	2024 Budget	2025 Budget	Change	% Change
01-50-01-9016-1343-6199-0A195505-0000 - SBVC-Data Science Career Pathways in the Inland Empire	55,000.00	55,000.00	0.00	0.00%
01-50-01-9016-2147-6010-0A151704-0000 - SBVC-AB104 Adult Ed Block Grant	12,874,673.00	13,012,441.96	137,768.96	1.07%
01-50-01-9016-2166-6199-0A195505-0000 - SBVC-Zero Textbook Cost Grant	77,235.32	0.00	(77,235.32)	-100.00%
01-50-01-9016-2167-6199-0A195505-0000 - SBVC-Mesa Grant	251,999.95	280,102.59	28,102.64	11.15%
01-50-01-9016-2180-1230-0A195505-0000 - SBVC-Enrollment Growth/Nursing Program	171,697.00	0.00	(171,697.00)	-100.00%
01-50-01-9016-2192-6010-0A195505-0000 - SBVC-California Space Grant	20,000.00	15,000.00	(5,000.00)	-25.00%
01-50-01-9016-2360-6199-0A195505-0000 - SBVC-California Education Learning Lab	100,000.00	0.00	(100,000.00)	-100.00%
01-50-01-9016-2435-6499-0A195505-0000 - SBVC-Middle College High School	151,200.00	151,200.00	0.00	0.00%
01-50-01-9016-2491-6600-0A195505-0000 - SBVC-Innovation & Effectiveness Grant	120,000.00	70,000.00	(50,000.00)	-41.67%
01-50-01-9016-2506-6199-0A195505-0000 - SBVC-California Medicine Scholars Program	20,000.00	10,000.00	(10,000.00)	-50.00%
01-50-01-9016-2594-1230-0A195505-0000 - SBVC-Nursing Enrollment and Retention Grant	145,953.00	137,063.66	(8,889.34)	-6.09%
01-50-01-9016-2614-6199-0A195505-0000 - SBVC-Health Professions Pathway Program: UCR School of Mec	5,000.00	8,000.00	3,000.00	60.00%
01-50-01-9016-2615-6199-0A195505-0000 - SBVC-CalEITC	8,800.00	3,800.00	(5,000.00)	-56.82%
01-50-01-9016-2618-6199-0A195505-0000 - SBVC-Teacher Preparation Pipeline for the IE	0.00	388,345.00	388,345.00	100.00%
01-50-01-9016-2619-6199-0A195505-0000 - SBVC-Integrated Bilingual Authorization Program (IBAP)	0.00	12,115.23	12,115.23	100.00%
01-50-01-9016-2651-6199-0A195505-0000 - SBVC-NCAS Grant	25,000.00	25,000.00	0.00	0.00%
01-50-01-9016-2653-6199-0A195505-0000 - SBVC-Song Brown Nursing Grant	0.00	810,000.00	810,000.00	100.00%
01-50-01-9019-3720-6600-0C136602-0000 - Resource Development - San Manuel Grant	733,033.00	1,384,203.42	651,170.42	88.83%
01-50-01-9030-3722-6199-0C195201-0000 - SBVC-Book Rental Program	0.00	1,000,000.00	1,000,000.00	100.00%
01-50-01-9505-3340-6530-0C195201-0000 - SBVC-Civic Center Act-Custodial	6,000.00	6,000.00	0.00	0.00%
01-50-01-9508-2235-4900-0C195201-0000 - SBVC-Lottery Restricted-General Supplies & Services	673,764.00	673,764.00	0.00	0.00%
01-50-01-9511-3304-6950-0C195201-0000 - SBVC-Parking	224,000.00	124,000.00	(100,000.00)	-44.64%
01-50-01-9902-3519-6910-0C195201-0000 - SBVC-Bookstore	114,975.78	0.00	(114,975.78)	-100.00%
01-50-02-0000-3311-0000-0C246909-0000 - CHC-Accident Fee	15,000.00	17,000.00	2,000.00	13.33%
01-50-02-1510-3716-6985-0A250711-0000 - CHC P.E. - Athletics Admin	3,000.00	3,000.00	0.00	0.00%
01-50-02-3570-2596-2203-0A250711-0000 - CHC-Seamless Transfer of Ethnic Studies	48,695.00	48,695.00	0.00	0.00%
01-50-02-4630-2167-6199-0A250711-0000 - CHC-Mesa Grant	433,000.00	280,000.00	(153,000.00)	-35.33%



Budget Forecast by Program - Restricted General Fund

Budget Year 2024-2025

Program	2024 Budget	2025 Budget	Change	% Change
01-50-02-5622-3312-1210-0A250602-0000 - CHC-Respiratory Care Test Fee	3,800.00	2,300.00	(1,500.00)	-39.47%
01-50-02-8100-2147-6010-0A250302-0000 - SBVC-AB104 Adult Ed-CHC Portion	0.00	15,176.00	15,176.00	100.00%
01-50-02-8100-2166-6199-0A250711-0000 - CHC - Zero Textbook Cost Grant	76,264.68	210,853.00	134,588.32	176.48%
01-50-02-8100-2650-6010-0A250302-0000 - CHC-CCC Equitable Placement & Completion Grant Program	402,861.00	402,861.00	0.00	0.00%
01-50-02-8102-2193-1230-0A250602-0000 - CHC-Certified Nursing Assistant Program	115,048.05	100,000.00	(15,048.05)	-13.08%
01-50-02-8102-2457-6199-0A250602-0000 - CHC-Perkins Title I-Vocational Education	224,111.00	239,737.00	15,626.00	6.97%
01-50-02-8102-2504-6770-0A250602-0000 - CHC-High Road Training Partnerships (HRTP)	188,103.00	31,200.00	(156,903.00)	-83.41%
01-50-02-8102-2548-6770-0A250602-0000 - CHC-Local Shares/Strong Workforce Round 8	821,254.72	600,000.00	(221,254.72)	-26.94%
01-50-02-8102-2549-6770-0A250602-0000 - CHC-Local Shares/Strong Workforce Round 9	0.00	571,000.00	571,000.00	100.00%
01-50-02-8102-2557-0506-0A250602-0000 - CHC-Regional Shares/Strong Workforce Round 7	14,100.00	0.00	(14,100.00)	-100.00%
01-50-02-8102-2557-0516-0A250602-0000 - CHC-Regional Shares/Strong Workforce Round 7	123,800.00	0.00	(123,800.00)	-100.00%
01-50-02-8102-2557-1205-0A250602-0000 - CHC-Regional Shares/Strong Workforce Round 7	55,400.00	0.00	(55,400.00)	-100.00%
01-50-02-8102-2557-1899-0A250602-0000 - CHC-Regional Shares/Strong Workforce Round 7	88,000.00	0.00	(88,000.00)	-100.00%
01-50-02-8102-2557-6470-0A250602-0000 - CHC-Regional Shares/Strong Workforce Round 7	117,521.00	0.00	(117,521.00)	-100.00%
01-50-02-8102-2558-0516-0A250602-0000 - CHC-Regional Shares/Strong Workforce Round 8	0.00	110,052.00	110,052.00	100.00%
01-50-02-8102-2558-1205-0A250602-0000 - CHC-Regional Shares/Strong Workforce Round 8	0.00	91,912.00	91,912.00	100.00%
01-50-02-8102-2558-6470-0A250602-0000 - CHC-Regional Shares/Strong Workforce Round 8	0.00	121,105.00	121,105.00	100.00%
01-50-02-8102-2558-6770-0A250602-0000 - CHC-Regional Shares/Strong Workforce Round 8	0.00	89,500.00	89,500.00	100.00%
01-50-02-8102-2591-6770-0C383027-0000 - CHC-High Road Training Partnership - HRTP #2	673,209.00	673,209.00	0.00	0.00%
01-50-02-8102-2613-6770-0A250602-0000 - CHC-Regional Equity and Recovery Partnerships	59,692.00	59,692.00	0.00	0.00%
01-50-02-8102-3241-6199-0C246909-0000 - CHC-Medical Clearance	7,000.00	5,000.00	(2,000.00)	-28.57%
01-50-02-8102-3363-1205-0A250602-0000 - CHC-Arthur N Rupe Foundation	35,000.00	35,000.00	0.00	0.00%
01-50-02-8106-2352-6120-0A250710-0000 - CHC-Library Services Platform	2,786.00	3,014.17	228.17	8.19%
01-50-02-8119-3145-6799-0C232601-0000 - CHC-Copy Revenue	1,100.00	1,100.00	0.00	0.00%
01-50-02-8120-1265-6499-0A250801-0000 - CHC-Transitional Assistance - Misc Stu Svcs	26,634.97	36,231.00	9,596.03	36.03%
01-50-02-8120-2266-6499-0A250801-0000 - CHC-Calworks-Student Body Center Fee Student Activities/ Misc	194,518.00	230,591.67	36,073.67	18.55%
01-50-02-8202-2365-6310-0A250801-0000 - CHC-Growing Inland Achievement/GIA	50,000.00	30,000.00	(20,000.00)	-40.00%



Budget Forecast by Program - Restricted General Fund

Budget Year 2024-2025

Program	2024 Budget	2025 Budget	Change	% Change
01-50-02-8204-2202-6420-0A250801-0000 - CHC-Disabled Student Programs - DSPS	626,501.00	627,269.93	768.93	0.12%
01-50-02-8207-2362-6320-0A250801-0000 - CHC-K12SWP Building CTE Bridges from High School to Comm	212,240.39	227,152.74	14,912.35	7.03%
01-50-02-8207-3315-6499-0A250801-0000 - CHC-Assessment Center Revenue	1,000.00	0.00	(1,000.00)	-100.00%
01-50-02-8208-2284-6450-0A250801-0000 - CHC-California College Promise	680,472.00	680,472.00	0.00	0.00%
01-50-02-8208-2366-6450-0A290902-0000 - CHC-LGBTQ+	45,175.00	30,000.00	(15,175.00)	-33.59%
01-50-02-8208-2530-6320-0A290701-0000 - CHC-Student Retention & Outreach	227,137.24	249,457.99	22,320.75	9.83%
01-50-02-8208-3704-6320-0A290701-0000 - CHC-InsideTrack	10,000.00	10,000.00	0.00	0.00%
01-50-02-8209-2200-6430-0A250801-0000 - CHC-EOPS-CARE Program	207,995.00	211,763.00	3,768.00	1.81%
01-50-02-8209-2201-6430-0A250801-0000 - CHC-EOPS	993,968.00	945,083.00	(48,885.00)	-4.92%
01-50-02-8209-2323-6430-0A250801-0000 - CHC-Dream Resource Liaison	71,077.00	71,077.00	0.00	0.00%
01-50-02-8209-2503-6430-0A250801-0000 - CHC-EOPS NextUp Foster Youth Support Program	194,617.00	194,617.00	0.00	0.00%
01-50-02-8210-2309-6440-0A294102-0000 - CHC-Mental Health Services Support	145,496.00	145,496.00	0.00	0.00%
01-50-02-8210-2331-6440-0A290902-0000 - CHC-Basic Needs Centers & Staffing Support	211,698.00	211,698.00	0.00	0.00%
01-50-02-8210-2356-6440-0A290902-0000 - CHC-Student Food & Housing Support/Basic Needs Center	214,810.00	0.00	(214,810.00)	-100.00%
01-50-02-8210-3310-6440-0A290402-0000 - CHC-Student Health Fees	304,133.42	317,197.63	13,064.21	4.30%
01-50-02-8210-3337-6440-0A290402-0000 - CHC-Family Pact Contract	0.00	5,000.00	5,000.00	100.00%
01-50-02-8214-2372-6340-0A250801-0000 - CHC-Learning-Aligned Employment Program	618,145.00	601,288.00	(16,857.00)	-2.73%
01-50-02-8223-3314-6999-0C246909-0000 - CHC-Student Transportation Fee	120,000.00	120,000.00	0.00	0.00%
01-50-02-8224-1176-6450-0A290701-0000 - CHC-Veterans Education	1,500.00	1,500.00	0.00	0.00%
01-50-02-8224-2187-6480-0A290701-0000 - CHC-Veterans Resource Center	57,311.00	52,958.00	(4,353.00)	-7.60%
01-50-02-8228-2286-6390-0A250801-0000 - CHC-Student Equity & Achievement	2,551,380.29	0.00	(2,551,380.29)	-100.00%
01-50-02-8228-2286-6490-0A290402-0000 - CHC-Student Equity & Achievement - Student Svcs Office	0.00	2,446,109.00	2,446,109.00	100.00%
01-50-02-8301-1160-6199-0A290701-0000 - CHC-Federal College Work Study - Administrative-Federal Collec	189,000.00	189,000.00	0.00	0.00%
01-50-02-8301-2161-6460-0A290701-0000 - CHC-SFAA-BFAP Adm Allowance	256,085.00	46,685.00	(209,400.00)	-81.77%
01-50-02-8301-2188-6460-0A290701-0000 - CHC-Financial Aid Technology	32,551.00	32,551.00	0.00	0.00%
01-50-02-9002-2235-6600-0A250302-0000 - CHC-Lottery Restricted	252,809.00	286,416.00	33,607.00	13.29%
01-50-02-9002-2403-6010-0A250302-0000 - CHC-Guided Pathways	215,469.41	0.00	(215,469.41)	-100.00%



Budget Forecast by Program - Restricted General Fund

Budget Year 2024-2025

Program	2024 Budget	2025 Budget	Change	% Change
01-50-02-9014-2231-7100-0C246909-0000 - CHC-Block Grant Facilities Planning/Administration Services	713,000.00	0.00	(713,000.00)	-100.00%
01-50-02-9014-2231-7100-0C379003-0000 - CHC-Block Grant	0.00	129,793.22	129,793.22	100.00%
01-50-02-9014-2371-7100-0C379003-0000 - CHC-Higher Education Student Housing Grant	748,717.50	585,415.90	(163,301.60)	-21.81%
01-50-02-9014-2377-7100-0C246909-0000 - CHC-Physical Plant/Instructional Support FY2023	0.00	482,720.00	482,720.00	100.00%
01-50-02-9019-3195-6199-0C239207-0000 - CHC-ISEEK	19,200.00	22,688.00	3,488.00	18.17%
01-50-02-9030-3722-6199-0C246909-0000 - CHC-Book Rental Program	0.00	1,000,000.00	1,000,000.00	100.00%
01-50-02-9508-3340-6830-0A250710-0000 - CHC-Civic Center Act	4,901.75	5,167.19	265.44	5.42%
01-50-02-9511-3304-6950-0C246909-0000 - CHC-Parking-Parking Lot Improvements	145,000.00	95,000.00	(50,000.00)	-34.48%
01-50-02-9520-2296-6199-0A295505-0000 - CHC-Chabot-Las Positas CC-Report Streamlining Program	138,861.92	188,861.92	50,000.00	36.01%
01-50-02-9520-2546-6770-0A250602-0000 - CHC-Strong Workforce Local	230,000.00	71,721.50	(158,278.50)	-68.82%
01-50-02-9520-2547-6770-0A250602-0000 - CHC-Local Shares/Strong Workforce Round 7	571,957.72	468,530.74	(103,426.98)	-18.08%
01-50-02-9520-3520-6599-0C246909-0000 - CHC-Program Review	21,841.75	21,841.75	0.00	0.00%
01-50-02-9617-3316-6191-0C223104-0000 - CHC-Recreation Fee	46,000.00	50,000.00	4,000.00	8.70%
01-50-02-9617-3340-6191-0C223104-0000 - CHC-Civic Center Act-Aquatics Center	233,500.00	244,608.07	11,108.07	4.76%
01-50-02-9902-3519-6910-0C246909-0000 - CHC-Bookstore	171,326.63	177,651.18	6,324.55	3.69%
01-50-03-8110-2327-7099-0C334200-0000 - KVCR AB-132 Postsecondary Education Bill	2,156,488.49	1,062,352.00	(1,094,136.49)	-50.74%
01-50-03-8115-1102-6840-0C383016-0000 - DIST-California Manufacturing Technology Consulting (CMTC)	300,000.00	300,000.00	0.00	0.00%
01-50-03-8115-1335-6840-0C383027-0000 - DIST-EDA Grant	0.00	4,066,216.00	4,066,216.00	100.00%
01-50-03-8115-1439-6840-0C383016-0000 - DIST-Cal Mfg Tech Consulting	77,083.00	219,845.14	142,762.14	185.21%
01-50-03-8115-2285-6840-0C383027-0000 - DIST-Economic Development for Distressed Areas	1,750,000.00	1,750,000.00	0.00	0.00%
01-50-03-8115-2345-6840-0C383050-0000 - DIST-Back 2 Work Program	1,597,920.00	798,898.01	(799,021.99)	-50.00%
01-50-03-8115-2351-6840-0C383039-0000 - DIST-Californians for All College Corps Program	1,700,000.00	1,710,569.41	10,569.41	0.62%
01-50-03-8115-2361-6840-0C383027-0000 - DIST-Riverside CCD/Employer Engagement Manager	195,282.82	195,000.00	(282.82)	-0.14%
01-50-03-8115-2380-6840-0C383048-0000 - P48R6 Responsive Training - Acute Care Nursing Assistant (ACN)	59,713.37	24,952.00	(34,761.37)	-58.21%
01-50-03-8115-2488-6840-0C383050-0000 - DIST-Caltrans-Caltrans/Parolee Work Crew 7/16	2,249,475.00	1,106,473.71	(1,143,001.29)	-50.81%
01-50-03-8115-2499-6840-0C383050-0000 - Prison to Employment Initiative P2E	341,960.51	307,391.00	(34,569.51)	-10.11%
01-50-03-8115-2501-6840-0C383016-0000 - DIST-ETP #9	989,460.80	247,000.00	(742,460.80)	-75.04%



Budget Forecast by Program - Restricted General Fund

Budget Year 2024-2025

Program	2024 Budget	2025 Budget	Change	% Change
01-50-03-8115-2504-6840-0C383048-0000 - DIST-High Road Training Partnerships (HRTP)	6,397,913.95	4,133,242.59	(2,264,671.36)	-35.40%
01-50-03-8115-2532-6840-0C383048-0000 - DIST-Foundation for CCC Pre-Inspector Training - Butte College	32,419.52	23,331.75	(9,087.77)	-28.03%
01-50-03-8115-2590-6840-0C383016-0000 - DIST-ETP #10	497,880.00	464,228.01	(33,651.99)	-6.76%
01-50-03-8115-2591-6840-0C383048-0000 - DIST-High Road Training Partnership - HRTP #2 - Health	6,409,654.88	5,387,862.77	(1,021,792.11)	-15.94%
01-50-03-8115-2595-6840-0C383050-0000 - DIST-High Road Construction Career Partnership - Lumina Phas	185,000.00	168,774.18	(16,225.82)	-8.77%
01-50-03-8115-2598-6840-0C383016-0000 - DIST-ETP #11	749,570.00	749,672.99	102.99	0.01%
01-50-03-8115-2600-6840-0C383027-0000 - DIST-High Road Construction Careers Resilient Workforce Fund	3,662,528.12	2,723,520.90	(939,007.22)	-25.64%
01-50-03-8115-2652-6840-0C383050-0000 - DIST-Opportunity Adult Career Pathway Program (OYACP)	0.00	1,770,500.00	1,770,500.00	100.00%
01-50-03-8115-3344-6840-0C383027-0000 - DIST-Water Project - Jewish Vocational Services	15,900.00	15,900.00	0.00	0.00%
01-50-03-8115-3410-6840-0C383048-0000 - DIST-County of San Bernardino - Probation	51,180.87	23,044.33	(28,136.54)	-54.97%
01-50-03-8115-3424-6840-0C383027-0000 - DIST-PDC Local Contracts	10,000.00	10,000.00	0.00	0.00%
01-50-03-8115-3514-6840-0C336000-0000 - DIST-Indirect Charges	876,043.14	870,316.88	(5,726.26)	-0.65%
01-50-03-8115-3706-6840-0C383027-0000 - DIST-Operation New Hope	179,000.00	0.00	(179,000.00)	-100.00%
01-50-03-8115-3715-6840-0C383048-0000 - DIST- San Bernardino County - Probation Department	1,745,761.75	1,671,729.96	(74,031.79)	-4.24%
01-50-03-9004-2302-6760-0C338602-0000 - DIST-Equal Employment Opportunity	138,888.00	50,000.00	(88,888.00)	-64.00%
01-50-03-9004-2346-6760-0C338602-0000 - DIST-Equal Employment Opportunity Best Practices	208,333.00	208,333.00	0.00	0.00%
01-50-03-9004-2353-6730-0C338602-0000 - DIST-Culturally Competent Faculty Professional Development	100,870.00	98,770.00	(2,100.00)	-2.08%
01-50-03-9004-2522-6730-0C338602-0000 - DIST-Classified Professional Development	60,000.00	34,000.00	(26,000.00)	-43.33%
01-50-03-9004-3368-6730-0C310620-0000 - DIST-Delta Dental Dividend	22,919.00	22,809.15	(109.85)	-0.48%
01-50-03-9004-3518-6730-0C338602-0000 - Schools First Donation/HR	4,517.00	4,517.00	0.00	0.00%
01-50-03-9006-2231-6720-0C337102-0000 - DIST-Block Grant-Controller	5,040,000.00	0.00	(5,040,000.00)	-100.00%
01-50-03-9006-2531-6720-0C337102-0000 - COVID-19 Recovery Block Grant	7,445,935.00	0.00	(7,445,935.00)	-100.00%
01-50-03-9010-2231-6150-0C338102-0000 - DIST-Block Grant-Technology Service Academic Information Sys	0.00	1,112,802.00	1,112,802.00	100.00%
01-50-03-9010-2378-6780-0C338102-0000 - DIST-Systemwide Technology and Data Security	525,000.00	637,453.93	112,453.93	21.42%
01-50-03-9014-2231-7100-0C379001-0000 - DIST-Block Grant	0.00	74,719.00	74,719.00	100.00%
01-50-03-9014-2377-7100-0C378999-0000 - DIST-Physical Plant/Instructional Support FY2023	4,109,791.80	0.00	(4,109,791.80)	-100.00%
01-50-03-9014-3517-7100-0C379003-0000 - DIST-SolaTube Project/DO/SCE	8,118.00	0.00	(8,118.00)	-100.00%



Budget Forecast by Program - Restricted General Fund

Budget Year 2024-2025

Program	2024 Budget	2025 Budget	Change	% Change
01-50-03-9020-2261-6150-0C338102-0000 - DIST-ATPC-Technology Service Academic Information Systems	1,499,999.00	1,501,287.01	1,288.01	0.09%
01-50-03-9020-3511-6199-0C379005-0000 - DIST-Fee For Service	400,000.00	400,000.00	0.00	0.00%
01-50-03-9029-2649-6192-0C383050-0000 - DSO-Apprenticeship Pathways Demonstration Project - Workforc	49,500.00	49,500.00	0.00	0.00%
01-50-03-9029-3814-6192-0C383033-0000 - DSO Grant Department-Indirect Charges	0.00	282,271.21	282,271.21	100.00%
01-50-03-9509-2530-6710-0C336000-0000 - DIST-Student Retention & Outreach	0.00	0.00	0.00	0.00%
01-50-03-9509-3515-6710-0C336000-0000 - DIST-Educational Orientation Program	10,675.26	0.00	(10,675.26)	-100.00%
01-50-15-2527-3181-1307-0A150707-0000 - SBVC-Restaurant Management-Restaurant Management Progra	159,649.00	239,649.00	80,000.00	50.11%
01-50-15-3580-3182-1004-0A150710-0000 - SBVC-Music Department Donations	1,986.00	0.00	(1,986.00)	-100.00%
01-50-15-4630-1153-1901-0A195505-0000 - SBVC-Success in STEM at HSI	167,458.00	0.00	(167,458.00)	-100.00%
01-50-15-4631-3509-1911-0A150705-0000 - SBVC-Planetarium Income	25,892.91	25,892.91	0.00	0.00%
01-50-15-4633-3516-0702-0A150710-0000 - SBVC-Multi-Media	848,722.00	504,185.98	(344,536.02)	-40.59%
01-50-15-6625-3169-0956-0A150707-0000 - SBVC-Welding Certification Test Revenue	6,338.86	6,338.86	0.00	0.00%
01-50-15-6683-3174-0948-0A150707-0000 - SBVC-State Referee Program	18,252.90	28,677.85	10,424.95	57.11%
01-50-15-7673-2184-2201-0A171205-0000 - SBVC-AB798 Textbook Affordability Program-Social Science Ger	25,435.00	25,435.00	0.00	0.00%
01-50-15-8100-2228-6010-0A150201-0000 - SBVC-Basic Skills - Academic Administration	125,000.00	0.00	(125,000.00)	-100.00%
01-50-15-8100-2403-6010-0A150201-0000 - SBVC-Guided Pathways-Office of Instruction	1,056,424.00	1,053,424.00	(3,000.00)	-0.28%
01-50-15-8111-3162-6820-0A150710-0000 - SBVC-Media Academy Contracts	2,681.51	2,681.51	0.00	0.00%
01-50-15-8200-2331-6960-0A190901-0000 - SBVC-Basic Needs Centers & Staffing Support	357,374.45	357,374.65	0.20	0.00%
01-50-15-8200-2356-6960-0A190901-0000 - SBVC-Student Food & Housing Support/Basic Needs Center	500,000.00	510,000.00	10,000.00	2.00%
01-50-15-8204-2202-6420-0A194001-0000 - SBVC-Disabled Students Program	194,595.85	0.00	(194,595.85)	-100.00%
01-50-15-8206-2165-6450-0A190901-0000 - SBVC-Hunger Free Campus Support	49,127.66	39,127.66	(10,000.00)	-20.36%
01-50-15-8206-2284-6450-0A191402-0000 - SBVC-California College Promise	1,305,974.19	1,305,974.00	(0.19)	0.00%
01-50-15-8206-2646-6450-0A190102-0000 - SBVC-A2MEND	25,199.00	0.00	(25,199.00)	-100.00%
01-50-15-8206-3700-6450-0A190102-0000 - California Youth Leadership Corps - Community Learning Partner	0.00	94,876.00	94,876.00	100.00%
01-50-15-8207-2232-6320-0A191401-0000 - SBVC-Matriculation-Matriculation	1,556,831.00	880,000.00	(676,831.00)	-43.47%
01-50-15-8208-1150-6499-0A191402-0000 - SBVC-Title IV-Trio	5,025.66	58,080.00	53,054.34	1,055.67%
01-50-15-8209-2200-6430-0A191101-0000 - SBVC-EOPS/CARE Program	117,143.84	13,545.21	(103,598.63)	-88.44%



Budget Forecast by Program - Restricted General Fund

Budget Year 2024-2025

Program	2024 Budget	2025 Budget	Change	% Change
01-50-15-8209-2201-6430-0A191101-0000 - SBVC-EOPS	309,294.60	121,906.89	(187,387.71)	-60.59%
01-50-15-8209-2503-6430-0A191101-0000 - SBVC-EOPS NextUp Foster Youth Support Program	215,149.61	0.00	(215,149.61)	-100.00%
01-50-15-8210-2309-6440-0A190901-0000 - SBVC-Mental Health Services Support	118,991.00	168,672.36	49,681.36	41.75%
01-50-15-8210-3310-6440-0A190901-0000 - SBVC-Student Health Fees	60,630.76	0.00	(60,630.76)	-100.00%
01-50-15-8210-3337-6440-0A190901-0000 - SBVC-Family Pact Contract	8,000.00	8,000.00	0.00	0.00%
01-50-15-8213-3320-6310-0A191402-0000 - SBVC-Umoja Tumaini Program	0.00	189,848.47	189,848.47	100.00%
01-50-15-8223-3314-6999-0C195201-0000 - SBVC-Student Transportation Fee	42,065.50	0.00	(42,065.50)	-100.00%
01-50-15-8224-1176-6600-0C194502-0000 - SBVC-Veterans Education-01	7,989.31	0.00	(7,989.31)	-100.00%
01-50-15-8224-2187-6480-0C194502-0000 - SBVC-Veterans Resource Center	205,379.32	80,367.25	(125,012.07)	-60.87%
01-50-15-8228-2214-6390-0A191402-0000 - SBVC-Student Equity-Student Equity	308,872.86	313,207.39	4,334.53	1.40%
01-50-15-8228-2323-6390-0A191402-0000 - SBVC-Dream Resource Liaison	20,000.00	20,000.00	0.00	0.00%
01-50-15-8228-2530-6390-0A191402-0000 - SBVC-Student Retention & Outreach-Student Equity	0.00	265,000.00	265,000.00	100.00%
01-50-15-8301-2161-6460-0C136101-0000 - SBVC-SFAA BFAP	204,772.00	204,772.00	0.00	0.00%
01-50-15-8301-2185-6460-0A191402-0000 - SBVC-Dreamer Students	24,065.00	24,065.00	0.00	0.00%
01-50-15-8301-2188-6460-0C136101-0000 - SBVC-Financial Aid Technology	23,540.40	23,540.00	(0.40)	0.00%
01-50-15-9002-2404-6600-0C195201-0000 - SBVC-Campus Safety & Sexual Assault	21,773.00	21,773.00	0.00	0.00%
01-50-15-9016-1329-6199-0A195505-0000 - SBVC-USDA CalFresh-Chico State Univ	29,664.00	39,596.00	9,932.00	33.48%
01-50-15-9016-2147-6010-0A151704-0000 - SBVC-AB104 Adult Ed Block Grant	2,235,874.00	1,238,576.00	(997,298.00)	-44.60%
01-50-15-9016-2166-6199-0A195505-0000 - SBVC-Zero Textbook Cost Grant	0.00	200,000.00	200,000.00	100.00%
01-50-15-9016-2167-6199-0A195505-0000 - SBVC-Mesa Grant	176,354.00	0.00	(176,354.00)	-100.00%
01-50-15-9016-2435-6499-0A195505-0000 - SBVC-Middle College High School	115,329.41	0.00	(115,329.41)	-100.00%
01-50-15-9016-2490-6010-0A150707-0000 - SBVC-CTE Data Unlocked Initiative-01	15,448.77	0.00	(15,448.77)	-100.00%
01-50-15-9016-3152-0614-0A195505-0000 - SBVC-Digital Media Disciplines Grant-Radio/Television Instructio	300.00	0.00	(300.00)	-100.00%
01-50-15-9018-2502-6750-0A195505-0000 - SBVC-Staff Development	42.40	0.00	(42.40)	-100.00%
01-50-15-9505-3340-6530-0C195201-0000 - SBVC-Civic Center Act-Custodial	49,351.39	61,685.00	12,333.61	24.99%
01-50-15-9511-3304-6950-0C195201-0000 - SBVC-Parking	379,987.15	398,208.00	18,220.85	4.80%
01-50-15-9520-3520-6590-0C195201-0000 - SBVC-FCC Proceeds	1,100,000.00	563,218.00	(536,782.00)	-48.80%



Budget Forecast by Program - Restricted General Fund

Budget Year 2024-2025

Program	2024 Budget	2025 Budget	Change	% Change
01-50-25-3560-3278-1101-0A250602-0000 - CHC-PSASB-Contract Education-Student Aid	111,017.87	111,017.87	0.00	0.00%
01-50-25-4630-2167-6199-0A250711-0000 - CHC-Mesa Grant	432,038.75	116,110.46	(315,928.29)	-73.12%
01-50-25-4633-3242-6199-0A250711-0000 - CHC-Google Grant	1,881.00	1,881.00	0.00	0.00%
01-50-25-4633-3516-0702-0A250710-0000 - CHC-Multi-Media	344,597.16	344,597.33	0.17	0.00%
01-50-25-5622-3312-1210-0A250602-0000 - CHC-Respiratory Care Test Fee	3,971.66	3,971.66	0.00	0.00%
01-50-25-8100-3190-6010-0A250302-0000 - CHC-AACU	7,500.00	6,052.80	(1,447.20)	-19.30%
01-50-25-8102-2490-6010-0A250602-0000 - CHC-CTE Data Unlocked Initiative	12,346.15	12,346.15	0.00	0.00%
01-50-25-8102-3241-6199-0C246909-0000 - CHC-Medical Clearance	7,063.00	3,750.00	(3,313.00)	-46.91%
01-50-25-8102-3363-1205-0A250602-0000 - CHC-Arthur N Rupe Foundation	2,640.00	33,640.12	31,000.12	1,174.25%
01-50-25-8116-3305-6820-0A250602-0000 - CHC-Community Services	29,013.00	29,013.00	0.00	0.00%
01-50-25-8119-3145-6799-0C232601-0000 - CHC-Copy Revenue	16,554.00	17,636.55	1,082.55	6.54%
01-50-25-8120-2266-6499-0A250801-0000 - CHC-Calworks	41,502.00	29,082.00	(12,420.00)	-29.93%
01-50-25-8202-3264-6499-0A250801-0000 - CHC-Educational Planning Initiative	70,097.27	70,097.27	0.00	0.00%
01-50-25-8204-2202-6420-0A250801-0000 - CHC-Disabled Students Program - DSPS	188,299.10	229,904.86	41,605.76	22.10%
01-50-25-8207-3315-6499-0A250801-0000 - CHC-Assessment Center Revenue	26,984.99	26,984.99	0.00	0.00%
01-50-25-8208-2165-6450-0A290902-0000 - CHC-Hunger Free Campus Support	30,000.00	20,379.63	(9,620.37)	-32.07%
01-50-25-8208-2284-6450-0A250801-0000 - CHC-California College Promise	681,560.00	598,157.00	(83,403.00)	-12.24%
01-50-25-8208-2530-6320-0A290701-0000 - CHC-Student Retention & Outreach	0.00	0.00	0.00	0.00%
01-50-25-8209-2200-6430-0A250801-0000 - CHC-EOPS-CARE	52,556.00	211,763.00	159,207.00	302.93%
01-50-25-8209-2200-7320-0A250801-0000 - CHC-EOPS-CARE	0.00	22,697.00	22,697.00	100.00%
01-50-25-8209-2201-6430-0A250801-0000 - CHC-EOPS	489,250.00	477,208.86	(12,041.14)	-2.46%
01-50-25-8209-2323-6430-0A250801-0000 - CHC-Dream Resource Liaison	68,517.00	30,803.00	(37,714.00)	-55.04%
01-50-25-8209-2503-6430-0A250801-0000 - CHC-EOPS NextUp Foster Youth Support Program	188,735.00	167,189.00	(21,546.00)	-11.42%
01-50-25-8210-2309-6440-0A294102-0000 - CHC-Mental Health Services Support	250,000.00	187,780.00	(62,220.00)	-24.89%
01-50-25-8210-2331-6440-0A290902-0000 - CHC-Basic Needs Centers & Staffing Support	212,914.00	192,200.00	(20,714.00)	-9.73%
01-50-25-8210-2356-6440-0A290902-0000 - CHC-Student Food & Housing Support/Basic Needs Center	188,026.00	193,322.70	5,296.70	2.82%
01-50-25-8210-3310-6440-0A290402-0000 - CHC-Student Health Fees	95,586.79	55,954.86	(39,631.93)	-41.46%



Budget Forecast by Program - Restricted General Fund

Budget Year 2024-2025

Program	2024 Budget	2025 Budget	Change	% Change
01-50-25-8210-3337-6440-0A290402-0000 - CHC-Family Pact Contract	0.00	880.00	880.00	100.00%
01-50-25-8223-3314-6999-0C246909-0000 - CHC-Student Transportation Fee	16,380.50	0.00	(16,380.50)	-100.00%
01-50-25-8224-1176-6450-0A290701-0000 - CHC-Veterans Education	5,156.00	6,512.00	1,356.00	26.30%
01-50-25-8224-2187-6480-0A290701-0000 - CHC-Veteran's Resource Center	98,083.20	39,605.34	(58,477.86)	-59.62%
01-50-25-8227-3269-1701-0A250602-0000 - CHC-Contract Education	42,080.00	21,149.88	(20,930.12)	-49.74%
01-50-25-8228-2286-6490-0A290402-0000 - CHC-Student Equity & Achievement - Student Svcs Office	1,899,784.30	1,589,303.00	(310,481.30)	-16.34%
01-50-25-8301-2161-6460-0A290701-0000 - CHC-SFAA-BFAP Adm Allowance	36,712.00	0.00	(36,712.00)	-100.00%
01-50-25-8301-2185-6460-0C236102-0000 - CHC-Dreamer Students	0.00	13,525.00	13,525.00	100.00%
01-50-25-8301-2188-6460-0A290701-0000 - CHC-Financial Aid Technology	95,551.50	114,901.00	19,349.50	20.25%
01-50-25-9002-2216-6780-0C232601-0000 - CHC-Telecommunications Technology	4,139.90	4,139.90	0.00	0.00%
01-50-25-9002-2403-6010-0A250302-0000 - CHC-Guided Pathways	190,000.00	323,029.81	133,029.81	70.02%
01-50-25-9002-2404-6600-0A290402-0000 - CHC-Campus Safety & Sexual Assault	14,776.00	3,796.18	(10,979.82)	-74.31%
01-50-25-9018-2502-6750-0A250711-0000 - CHC-Staff Development	205.73	205.73	0.00	0.00%
01-50-25-9511-3304-6599-0C220002-0000 - CHC-Parking	61,142.50	12,643.25	(48,499.25)	-79.32%
01-50-25-9617-3316-6191-0C223104-0000 - CHC-Recreation Fee	20,758.00	21,000.00	242.00	1.17%
01-50-25-9617-3340-6191-0C223104-0000 - CHC-Aquatics Center	85,000.00	85,000.00	0.00	0.00%
01-50-31-8210-2309-6440-0A190901-0000 - SBVC-Mental Health Services Support	206,469.00	115,350.00	(91,119.00)	-44.13%
01-50-31-8301-2161-6460-0C136101-0000 - SBVC-SFAA-BFAP Adm Allowance	449,384.67	449,384.67	0.00	0.00%
01-50-31-8306-2209-6499-0A191101-0000 - SBVC-Foster Parent Program	22,000.00	0.00	(22,000.00)	-100.00%
01-50-31-9016-2147-6010-0A151704-0000 - SBVC-AB104 Adult Ed Block Grant	200,000.00	880,659.00	680,659.00	340.33%
01-50-32-8301-2161-6460-0A290701-0000 - CHC-SFAA-BFAP Adm Allowance	230,182.00	230,182.00	0.00	0.00%
01-50-35-8103-2236-6150-0C338102-0000 - DIST-3C Media Solutions	5,775.00	5,775.00	0.00	0.00%
01-50-35-8115-1267-6840-0C383027-0000 - DIST-TANF Work Study-Professional Development Center	664,750.77	664,751.00	0.23	0.00%
01-50-35-8115-1267-7320-0C383027-0000 - DIST-TANF Work Study-Professional Development Center	7,000.00	7,000.00	0.00	0.00%
01-50-35-8115-3424-6840-0C383027-0000 - DIST-PDC Local Contracts	96,836.48	80,887.44	(15,949.04)	-16.47%
01-50-35-8115-3706-6840-0C383027-0000 - DIST-Operation New Hope	0.00	84,000.00	84,000.00	100.00%
01-50-35-9004-2302-6760-0C338602-0000 - DIST-Equal Employment Opportunity	120,000.00	150,000.00	30,000.00	25.00%



Budget Forecast by Program - Restricted General Fund

Budget Year 2024-2025

Program	2024 Budget	2025 Budget	Change	% Change
01-50-35-9006-2230-6720-0C337102-0000 - DIST-Instructional Equipment	96,005.49	0.00	(96,005.49)	-100.00%
01-50-35-9006-2284-6720-0C337102-0000 - DIST-California College Promise	1,102,784.00	0.00	(1,102,784.00)	-100.00%
01-50-35-9010-2216-6780-0C338102-0000 - DIST-Telecommunications Technology	1,501.27	1,501.00	(0.27)	-0.02%
01-50-35-9020-3511-6199-0C379005-0000 - DIST-Fee For Service	240,979.00	240,979.00	0.00	0.00%
01-50-35-9511-3304-6950-0C379003-0000 - DIST-Parking	32,795.50	0.00	(32,795.50)	-100.00%
01-50-15-3579-3516-4903-0A150710-0000 - SBVC-FTVM	0.00	131,074.51	131,074.51	100.00%
	132,162,559.48	108,021,645.64	(24,140,913.84)	-18.27%

Expenditures

01-50-01-1500-2235-4900-0A151701-0000 - SBVC-Lottery Restricted-Mens Athletics Student & Co Curricular	15,000.00	15,000.00	0.00	0.00%
01-50-01-1501-2235-4900-0A151701-0000 - SBVC-Lottery Restricted-Womens Athletics	15,000.00	15,000.00	0.00	0.00%
01-50-01-1503-2235-4900-0A151701-0000 - SBVC-Lottery Restricted-Athletic Trainer	11,900.00	11,900.00	0.00	0.00%
01-50-01-1510-2235-0835-0A171205-0000 - SBVC-Lottery Restricted-P E Physical Education	4,830.00	4,830.00	0.00	0.00%
01-50-01-2525-2235-0514-0A164022-0000 - SBVC-Lottery Restricted-Computer Info Tech	0.00	385.00	385.00	100.00%
01-50-01-2527-2235-1307-0A150707-0000 - SBVC-Lottery Restricted-Restaurant Management Program	125,427.00	153,000.00	27,573.00	21.98%
01-50-01-2527-2457-1307-0A150707-0000 - SBVC-Perkins Title I-Restaurant Management Program	65,000.00	61,292.00	(3,708.00)	-5.70%
01-50-01-2527-3175-6940-0A150707-0000 - SBVC-Sun Room Catering	10,000.00	10,000.00	0.00	0.00%
01-50-01-2527-3181-1307-0A150707-0000 - SBVC-Restaurant Management-Restaurant Management Program	80,000.00	80,000.00	0.00	0.00%
01-50-01-3540-2235-1002-0A150710-0000 - SBVC-Lottery Restricted-Art Department	4,665.00	4,665.00	0.00	0.00%
01-50-01-3580-2235-1004-0A150710-0000 - SBVC-Lottery Restricted-Music Department	3,150.00	3,150.00	0.00	0.00%
01-50-01-4631-3509-1911-0A150705-0000 - SBVC-Planetarium Income	3,600.00	3,600.00	0.00	0.00%
01-50-01-4632-2504-1701-0A150705-0000 - SBVC-High Road Training Partnerships - H RTP - Credit for Prior	180,000.00	96,609.32	(83,390.68)	-46.33%
01-50-01-4640-2235-1905-0A150705-0000 - SBVC-Lottery Restricted-Chemistry Department	35,466.00	35,466.00	0.00	0.00%
01-50-01-4660-2235-1902-0A150705-0000 - SBVC-Lottery Restricted-Physics Department	2,554.00	2,554.00	0.00	0.00%
01-50-01-4671-2235-2206-0A150705-0000 - SBVC-Lottery Restricted-Geography Department	0.00	1,000.00	1,000.00	100.00%
01-50-01-4689-2235-0201-0A150705-0000 - SBVC-Lottery Restricted-Architecture Department	0.00	2,000.00	2,000.00	100.00%
01-50-01-4690-2235-0401-0A150705-0000 - SBVC-Lottery Restricted-Biology General	24,752.00	27,806.00	3,054.00	12.34%
01-50-01-4690-2235-0403-0A150705-0000 - SBVC-Lottery Restricted-Microbiology Microbiology	39,666.00	40,866.00	1,200.00	3.03%



Budget Forecast by Program - Restricted General Fund

Budget Year 2024-2025

Program	2024 Budget	2025 Budget	Change	% Change
01-50-01-4690-2235-0410-0A150705-0000 - SBVC-Lottery Restricted-Anatomy & Physiology Department Ana	37,490.00	37,490.00	0.00	0.00%
01-50-01-5620-2235-1230-0A150705-0000 - SBVC-Lottery Restricted-Registered Nursing Program	11,315.24	11,139.00	(176.24)	-1.56%
01-50-01-5620-2457-1230-0A150707-0000 - SBVC-Perkins Title I-Registered Nursing Program	49,000.00	0.00	(49,000.00)	-100.00%
01-50-01-5623-2235-1239-0A150705-0000 - SBVC-Lottery Restricted-Psychiatric Tech	1,971.01	2,000.00	28.99	1.47%
01-50-01-5623-2457-1239-0A150707-0000 - SBVC-Perkins Title I-Psychiatric Tech	25,000.00	0.00	(25,000.00)	-100.00%
01-50-01-5623-2504-1239-0C383048-0000 - SBVC-High Road Training Partnerships - HRTP - Psychiatric Tec	806,650.00	642,286.01	(164,363.99)	-20.38%
01-50-01-5623-2591-1239-0C383048-0000 - SBVC-High Road Training Partnership - HRTP #2 - Medical	917,136.12	799,755.36	(117,380.76)	-12.80%
01-50-01-5627-2235-1221-0A150705-0000 - SBVC-Lottery Restricted-Pharmacy Technology	1,852.75	2,000.00	147.25	7.95%
01-50-01-5627-2457-1221-0A150707-0000 - SBVC-Perkins Title I-Pharmacy Technology	10,000.00	0.00	(10,000.00)	-100.00%
01-50-01-6625-2235-0956-0A150707-0000 - SBVC-Lottery Restricted-Welding Certification Test Revenue	34,936.00	35,866.00	930.00	2.66%
01-50-01-6625-2457-0956-0A150707-0000 - SBVC-Perkins Title I-Welding Other Engineering and Related Ind	65,000.00	0.00	(65,000.00)	-100.00%
01-50-01-6625-3169-0956-0A150707-0000 - SBVC-Welding Certification Test Revenue	2,460.00	2,460.00	0.00	0.00%
01-50-01-6661-2235-0947-0A150707-0000 - SBVC-Lottery Restricted-Diesel Department	7,000.00	7,000.00	0.00	0.00%
01-50-01-6661-2457-0947-0A150707-0000 - SBVC-Perkins Title I-Diesel Department	10,000.00	30,646.00	20,646.00	206.46%
01-50-01-6680-2235-0901-0A150707-0000 - SBVC-Lottery Restricted-Technical Training Division Engineering	250.00	250.00	0.00	0.00%
01-50-01-6680-2406-6199-0A150707-0000 - SBVC-SWP-Positive Incentive Funding FY20	634.32	0.00	(634.32)	-100.00%
01-50-01-6680-2546-6199-0A150707-0000 - SBVC-Strong Workforce Local-Other Instructional Support SV	158,961.61	0.00	(158,961.61)	-100.00%
01-50-01-6680-2547-0946-0A150707-0000 - SBVC-Local Shares/Strong Workforce Round 7-Environmental C	424,037.31	108,014.34	(316,022.97)	-74.53%
01-50-01-6680-2548-0934-0A150707-0000 - SBVC-Local Shares/Strong Workforce Round 8-Electronics & Ele	0.00	142,077.51	142,077.51	100.00%
01-50-01-6680-2548-0946-0A150707-0000 - SBVC-Local Shares/Strong Workforce Round 8-Environmental C	0.00	63,300.00	63,300.00	100.00%
01-50-01-6680-2548-0947-0A150707-0000 - SBVC-Local Shares/Strong Workforce Round 8-Diesel Technolo	0.00	30,000.00	30,000.00	100.00%
01-50-01-6680-2548-0948-0A150707-0000 - SBVC-Local Shares/Strong Workforce Round 8-Automotive Tech	0.00	56,000.00	56,000.00	100.00%
01-50-01-6680-2548-0949-0A150707-0000 - SBVC-Local Shares/Strong Workforce Round 8-Automotive Collis	0.00	88,000.00	88,000.00	100.00%
01-50-01-6680-2548-0956-0A150707-0000 - SBVC-Local Shares/Strong Workforce Round 8-Manufacturing &	0.00	789,530.49	789,530.49	100.00%
01-50-01-6680-2548-1030-0A150707-0000 - SBVC-Local Shares/Strong Workforce Round 8-Graphics Art & D	0.00	10,000.00	10,000.00	100.00%
01-50-01-6680-2548-1221-0A150707-0000 - SBVC-Local Shares/Strong Workforce Round 8-Pharmacy Techn	0.00	118,000.00	118,000.00	100.00%
01-50-01-6680-2548-1230-0A150707-0000 - SBVC-Local Shares/Strong Workforce Round 8-Nursing	0.00	45,000.00	45,000.00	100.00%



Budget Forecast by Program - Restricted General Fund

Budget Year 2024-2025

Program	2024 Budget	2025 Budget	Change	% Change
01-50-01-6680-2548-1239-0A150707-0000 - SBVC-Local Shares/Strong Workforce Round 8-Psychiatric Tech	0.00	64,000.00	64,000.00	100.00%
01-50-01-6680-2548-1307-0A150707-0000 - SBVC-Local Shares/Strong Workforce Round 8-Hospitality	0.00	260,000.00	260,000.00	100.00%
01-50-01-6680-2548-2104-0A150707-0000 - SBVC-Local Shares/Strong Workforce Round 8-Human Services	0.00	42,000.00	42,000.00	100.00%
01-50-01-6681-2235-0950-0A150707-0000 - SBVC-Lottery Restricted-Aeronautics Department Main	4,200.00	4,200.00	0.00	0.00%
01-50-01-6681-2457-0950-0A150707-0000 - SBVC-Perkins Title I-Aeronautics Department Main	65,500.00	0.00	(65,500.00)	-100.00%
01-50-01-6681-2543-0950-0A150707-0000 - SBVC-Strong Workforce-Aeronautical And Aviation Technology	53,055.00	0.00	(53,055.00)	-100.00%
01-50-01-6682-2235-0957-0A150707-0000 - SBVC-Lottery Restricted-Construction Inspection	0.00	5,000.00	5,000.00	100.00%
01-50-01-6683-2235-0948-0A150707-0000 - SBVC-Lottery Restricted-Automotive Department	5,200.00	5,200.00	0.00	0.00%
01-50-01-6683-2457-0948-0A150707-0000 - SBVC-Perkins Title I-Automotive Department	10,000.00	0.00	(10,000.00)	-100.00%
01-50-01-6683-2457-0949-0A150707-0000 - SBVC-Perkins Title I-Automotive Collision Repair	30,749.00	30,646.00	(103.00)	-0.33%
01-50-01-6683-3174-0948-0A150707-0000 - SBVC-State Referee Program	12,000.00	12,000.00	0.00	0.00%
01-50-01-6685-2235-0934-0A150707-0000 - SBVC-Lottery Restricted-Electronics Department	3,990.00	3,990.00	0.00	0.00%
01-50-01-6685-2457-0934-0A150707-0000 - SBVC-Perkins Title I-Electronics Department	29,000.00	0.00	(29,000.00)	-100.00%
01-50-01-6685-2546-0934-0A150707-0000 - SBVC-Strong Workforce Local-Electronics	104,343.65	0.00	(104,343.65)	-100.00%
01-50-01-6686-2235-0956-0A150707-0000 - SBVC-Lottery Restricted-Machine Shop Department	2,625.00	2,625.00	0.00	0.00%
01-50-01-6687-2235-0945-0A150707-0000 - SBVC-Lottery Restricted-Refrigeration	4,502.00	4,860.00	358.00	7.95%
01-50-01-6687-2457-0946-0A150707-0000 - SBVC-Perkins Title I-Refrigeration	33,000.00	0.00	(33,000.00)	-100.00%
01-50-01-7680-2457-2105-0A150707-0000 - SBVC-Perkins Title I-Administration of Justice	3,250.00	0.00	(3,250.00)	-100.00%
01-50-01-7682-2235-6010-0A150713-0000 - SBVC-Restricted Lottery-Extended Academy Academic Administration	3,714.00	8,000.00	4,286.00	115.40%
01-50-01-7682-3321-2106-0A150713-0000 - SBVC-Student Ammunition Fees	32,200.00	16,323.00	(15,877.00)	-49.31%
01-50-01-8100-2228-4930-0A150201-0000 - SBVC-Basic Skills-General Studies	466,029.41	10,272.68	(455,756.73)	-97.80%
01-50-01-8100-2235-0949-0A150707-0000 - SBVC-Lottery Restricted-Automotive Collision Repair Department	2,489.00	3,000.00	511.00	20.53%
01-50-01-8100-2403-6010-0A150201-0000 - SBVC-Guided Pathways-Office of Instruction	150,650.61	152,866.98	2,216.37	1.47%
01-50-01-8100-2650-6010-0A150201-0000 - SBVC-CCC Equitable Placement & Completion Grant Program	754,081.00	0.00	(754,081.00)	-100.00%
01-50-01-8102-2457-6010-0A150707-0000 - SBVC-Perkins Title I-Academic Administration	10,000.00	0.00	(10,000.00)	-100.00%
01-50-01-8102-2457-6199-0A150707-0000 - SBVC-Perkins Title I-Other Instructional Support Sv	39,379.00	350,679.00	311,300.00	790.52%
01-50-01-8102-2504-0947-0C383048-0000 - SBVC-High Road Training Partnerships - HRTP - Trucking/Logist	180,761.00	16,533.62	(164,227.38)	-90.85%



Budget Forecast by Program - Restricted General Fund

Budget Year 2024-2025

Program	2024 Budget	2025 Budget	Change	% Change
01-50-01-8102-2504-0958-0C383048-0000 - SBVC-High Road Training Partnerships - HRTP - Water	101,316.00	53,380.05	(47,935.95)	-47.31%
01-50-01-8102-2556-0999-0A150707-0000 - SBVC-Regional Shares/Strong Workforce-Other Engineering and	119,957.26	125,913.46	5,956.20	4.97%
01-50-01-8102-2557-0514-0A150707-0000 - SBVC-Regional Shares/Strong Workforce-Office Technology/Offi	444,083.56	265,327.32	(178,756.24)	-40.25%
01-50-01-8102-2558-0947-0A150707-0000 - SBVC-Regional Shares/Strong Workforce-Diesel Technology	103,197.00	0.00	(103,197.00)	-100.00%
01-50-01-8102-2558-0999-0A150707-0000 - SBVC-Regional Shares/Strong Workforce-Other Engineering and	203,235.00	0.00	(203,235.00)	-100.00%
01-50-01-8102-2558-1230-0A150707-0000 - SBVC-Regional Shares/Strong Workforce-Nursing	162,072.00	0.00	(162,072.00)	-100.00%
01-50-01-8102-2558-4930-0A150707-0000 - SBVC-Regional Shares/Strong Workforce-General Studies	180,000.00	0.00	(180,000.00)	-100.00%
01-50-01-8102-2600-6199-0A150707-0000 - SBVC-High Road Construction Careers Resilient Workforce Func	113,640.00	292,162.00	178,522.00	157.09%
01-50-01-8102-2613-0946-0A150707-0000 - SBVC-Regional Equity and Recovery Partnerships	59,692.00	59,692.00	0.00	0.00%
01-50-01-8106-2235-4900-0A180101-0000 - SBVC-Lottery Restricted-Library Learning Center	183,150.00	184,000.00	850.00	0.46%
01-50-01-8106-2352-6120-0A180101-0000 - SBVC-Library Services Platform	9,609.00	17,000.00	7,391.00	76.92%
01-50-01-8115-2351-6840-0C383039-0000 - SBVC-Californians for All College Corps Programs	500,000.00	500,000.00	0.00	0.00%
01-50-01-8120-1265-6499-0A191101-0000 - SBVC-Transitional Assistance-Transitional Assistance Miscellane	9,112.53	4,999.50	(4,113.03)	-45.14%
01-50-01-8120-1265-7320-0A191101-0000 - SBVC-Transitional Assistance-Student Aid	92,899.47	86,025.00	(6,874.47)	-7.40%
01-50-01-8120-1369-6499-0A191101-0000 - SBVC-Fresh Success Employment & Training	74,483.14	170,000.00	95,516.85	128.24%
01-50-01-8120-2212-6470-0A191101-0000 - SBVC-Workability III Grant	142,761.62	142,762.00	0.39	0.00%
01-50-01-8120-2266-6470-0A191101-0000 - SBVC-CalWorks-Workforce Readiness Job Development/Placem	148,236.16	154,573.39	6,337.23	4.28%
01-50-01-8120-2266-6499-0A191101-0000 - SBVC-CalWorks-Workforce Readiness Misc. Student Services	488,501.84	573,189.61	84,687.77	17.34%
01-50-01-8120-2266-7320-0A191101-0000 - SBVC-CalWorks-CalWORKs Payments To/For Students	20,000.00	20,000.00	0.00	0.00%
01-50-01-8127-2367-6110-0A150716-0000 - SBVC-CCAP Instructional Materials for Dual Enrollment	13,507.46	13,506.00	(1.46)	-0.01%
01-50-01-8200-2331-6960-0A190901-0000 - SBVC-Basic Needs Centers & Staffing Support	377,798.00	362,502.62	(15,295.39)	-4.05%
01-50-01-8200-2356-6960-0A190901-0000 - SBVC-Student Food & Housing Support/Basic Needs Center	265,724.00	265,724.00	0.00	0.00%
01-50-01-8200-2366-6960-0A190901-0000 - SBVC-LGBTQ+	126,436.00	126,436.00	0.00	0.00%
01-50-01-8200-2529-6960-0A190901-0000 - SBVC-CalFresh Outreach-Student & Co-Curricular	23,318.47	23,318.47	0.00	0.00%
01-50-01-8200-2597-6960-0A190901-0000 - SBVC-College Rapid Rehousing Funds	0.00	796,656.00	796,656.00	100.00%
01-50-01-8204-2202-6420-0A194001-0000 - SBVC-Disabled Student Programs	1,239,296.00	1,145,425.00	(93,871.00)	-7.57%
01-50-01-8206-2284-6450-0A191402-0000 - SBVC-California College Promise	772,603.00	773,886.00	1,283.00	0.17%



Budget Forecast by Program - Restricted General Fund

Budget Year 2024-2025

Program	2024 Budget	2025 Budget	Change	% Change
01-50-01-8206-2372-6450-0A190102-0000 - SBVC-Learning-Aligned Employment Program	3,424,963.00	0.00	(3,424,963.00)	-100.00%
01-50-01-8206-2646-6450-0A190102-0000 - SBVC-A2MEND	25,199.00	0.00	(25,199.00)	-100.00%
01-50-01-8206-3700-6450-0A190102-0000 - California Youth Leadership Corps - Community Learning Partner	100,000.00	100,000.00	0.00	0.00%
01-50-01-8207-2232-6310-0A191401-0000 - SBVC-Matriculation-Matriculation Counseling & Guidance	37,937.13	40,545.90	2,608.76	6.88%
01-50-01-8207-2232-6320-0A191401-0000 - SBVC-Matriculation-Matriculation/Student Assessment	3,298,783.22	3,292,257.10	(6,526.12)	-0.20%
01-50-01-8207-3330-6320-0A191401-0000 - SBVC-Career Readiness Program - Google	2,000.00	2,000.00	0.00	0.00%
01-50-01-8208-1150-6499-0A191402-0000 - SBVC-Title IV-Trio	347,871.98	348,164.00	292.03	0.08%
01-50-01-8209-2200-6430-0A191101-0000 - SBVC-EOPS-CARE Program	125,279.63	179,257.00	53,977.38	43.09%
01-50-01-8209-2200-7320-0A191101-0000 - SBVC-EOPS-CARE Program-Student Aid	188,977.37	135,000.00	(53,977.37)	-28.56%
01-50-01-8209-2201-6430-0A191101-0000 - SBVC-EOPS	1,232,306.12	1,234,377.00	2,070.89	0.17%
01-50-01-8209-2201-7320-0A191101-0000 - SBVC-EOPS-Student Aid	386,665.00	384,594.00	(2,071.00)	-0.54%
01-50-01-8209-2503-6430-0A191101-0000 - SBVC-EOPS NextUp Foster Youth Support Program	414,024.00	313,483.00	(100,541.00)	-24.28%
01-50-01-8209-2616-6430-0A191101-0000 - SBVC-EOPS NextUp Foster Youth Advisory Council (FYAC)	0.00	10,000.00	10,000.00	100.00%
01-50-01-8210-2309-6440-0A190901-0000 - SBVC-Mental Health Services Support	336,410.91	336,410.70	(0.21)	0.00%
01-50-01-8210-2364-6440-0A190901-0000 - SBVC-Medi-Cal Administrative Activities	6,300.00	6,300.00	0.00	0.00%
01-50-01-8210-3310-6440-0A190901-0000 - SBVC-Student Health Fees	635,093.02	635,436.04	343.02	0.05%
01-50-01-8210-3337-6440-0A190901-0000 - SBVC-Family Pact Contract	8,000.00	8,000.00	0.00	0.00%
01-50-01-8212-2355-6499-0A191401-0000 - SBVC-Puente Project	9,925.00	9,925.00	0.00	0.00%
01-50-01-8213-3320-6310-0A191402-0000 - SBVC-Umoja Tumaini Program	6,941.00	6,941.00	0.00	0.00%
01-50-01-8223-3314-6999-0C195201-0000 - SBVC-Student Transportation Fee	262,000.00	300,000.00	38,000.00	14.50%
01-50-01-8224-1176-6600-0C194502-0000 - SBVC-Veterans Education	2,000.00	0.00	(2,000.00)	-100.00%
01-50-01-8228-2214-6390-0A191402-0000 - SBVC-Student Equity-Student Equity	1,521,553.74	1,531,611.12	10,057.38	0.66%
01-50-01-8228-2214-7320-0A191402-0000 - SBVC-Student Equity-Student Aid	72,600.00	62,542.88	(10,057.12)	-13.85%
01-50-01-8228-2323-6390-0A191402-0000 - SBVC-Dream Resource Liaison	91,722.59	73,419.74	(18,302.85)	-19.95%
01-50-01-8228-2323-7320-0A191402-0000 - SBVC-Dream Resource Liaison	10,000.00	33,655.40	23,655.40	236.55%
01-50-01-8228-2365-6390-0A191402-0000 - SBVC-Growing Inland Achievement/GIA	50,000.00	50,000.00	0.00	0.00%
01-50-01-8228-2530-6390-0A191402-0000 - SBVC-Student Retention & Outreach-Student Equity	410,001.16	892,445.00	482,443.84	117.67%



Budget Forecast by Program - Restricted General Fund

Budget Year 2024-2025

Program	2024 Budget	2025 Budget	Change	% Change
01-50-01-8228-3289-6390-0A191402-0000 - SBVC-JBAY Book Fund Grant	6,000.00	6,000.00	0.00	0.00%
01-50-01-8301-1160-6199-0C136101-0000 - SBVC-Federal College Work Study - Administrative	326,659.00	326,659.00	0.00	0.00%
01-50-01-8301-2161-6460-0C136101-0000 - SBVC-SFAA-BFAP Adm Allowance	160,699.37	170,779.00	10,079.63	6.27%
01-50-01-8301-2188-6460-0C136101-0000 - SBVC-Financial Aid Technology	40,725.00	40,725.00	0.00	0.00%
01-50-01-8306-1213-1305-0A171205-0000 - SBVC-Child Development Division Consortium	10,947.75	0.00	(10,947.75)	-100.00%
01-50-01-8306-1213-7320-0A171205-0000 - SBVC-Child Development Division Consortium	28,152.25	0.00	(28,152.25)	-100.00%
01-50-01-8306-2209-6499-0A191101-0000 - SBVC-Foster Parent Program	119,800.44	119,801.00	0.56	0.00%
01-50-01-8306-2210-4930-0A191101-0000 - SBVC-Youth Empowerment STR	21,000.00	19,100.00	(1,900.00)	-9.05%
01-50-01-8306-2210-7320-0A191101-0000 - SBVC-Youth Empowerment STR-02	1,500.00	3,400.00	1,900.00	126.67%
01-50-01-9014-2231-7100-0C195201-0000 - SBVC-Block Grant	1,450,128.80	782,103.83	(668,024.97)	-46.07%
01-50-01-9014-2371-7100-0C195201-0000 - SBVC-Higher Education Student Housing Grant	771,173.75	5,000.00	(766,173.75)	-99.35%
01-50-01-9014-2377-7100-0C195201-0000 - SBVC-Physical Plant/Instructional Support FY2023	1,320,072.93	1,107,405.00	(212,667.93)	-16.11%
01-50-01-9016-1101-6199-0A195505-0000 - SBVC-University Enterprise Corp. At CSUSB	36,535.00	36,684.00	149.00	0.41%
01-50-01-9016-1103-6199-0A195505-0000 - SBVC Aviation Maintenance Technical Workers Workforce Devel	498,555.00	473,540.00	(25,015.00)	-5.02%
01-50-01-9016-1329-6199-0A195505-0000 - SBVC-USDA CalFresh-Chico State Univ	34,855.00	0.00	(34,855.00)	-100.00%
01-50-01-9016-1339-6199-0A195505-0000 - SBVC-NSA Apprenticeship - Cal State San Bndo	17,831.00	0.00	(17,831.00)	-100.00%
01-50-01-9016-1341-6199-0A195505-0000 - SBVC-Aviation Maintenance Technical Workers Grant	150,000.00	0.00	(150,000.00)	-100.00%
01-50-01-9016-1343-6199-0A195505-0000 - SBVC-Data Science Career Pathways in the Inland Empire	55,000.00	55,000.00	0.00	0.00%
01-50-01-9016-2147-6010-0A151704-0000 - SBVC-AB104 Adult Ed Block Grant	12,874,673.00	13,012,441.96	137,768.97	1.07%
01-50-01-9016-2166-6199-0A195505-0000 - SBVC-Zero Textbook Cost Grant	200,000.00	0.00	(200,000.00)	-100.00%
01-50-01-9016-2167-6199-0A195505-0000 - SBVC-Mesa Grant	251,999.95	280,102.59	28,102.64	11.15%
01-50-01-9016-2180-1230-0A195505-0000 - SBVC-Enrollment Growth/Nursing Program	171,697.00	0.00	(171,697.00)	-100.00%
01-50-01-9016-2192-6010-0A195505-0000 - SBVC-California Space Grant	20,000.00	15,000.00	(5,000.00)	-25.00%
01-50-01-9016-2360-6199-0A195505-0000 - SBVC-California Education Learning Lab	100,000.00	0.00	(100,000.00)	-100.00%
01-50-01-9016-2435-6499-0A195505-0000 - SBVC-Middle College High School	151,200.00	151,200.00	0.00	0.00%
01-50-01-9016-2491-6600-0A195505-0000 - SBVC-Innovation & Effectiveness Grant	120,000.00	70,000.00	(50,000.00)	-41.67%
01-50-01-9016-2506-6199-0A195505-0000 - SBVC-California Medicine Scholars Program	20,000.00	10,000.00	(10,000.00)	-50.00%



Budget Forecast by Program - Restricted General Fund

Budget Year 2024-2025

Program	2024 Budget	2025 Budget	Change	% Change
01-50-01-9016-2594-1230-0A195505-0000 - SBVC-Nursing Enrollment and Retention Grant	201,172.45	137,063.66	(64,108.79)	-31.87%
01-50-01-9016-2614-6199-0A195505-0000 - SBVC-Health Professions Pathway Program: UCR School of Mec	5,000.00	8,000.00	3,000.00	60.00%
01-50-01-9016-2615-6199-0A195505-0000 - SBVC-CalEITC	8,800.00	3,800.00	(5,000.00)	-56.82%
01-50-01-9016-2618-6199-0A195505-0000 - SBVC-Teacher Preparation Pipeline for the IE	0.00	388,345.00	388,345.00	100.00%
01-50-01-9016-2619-6199-0A195505-0000 - SBVC-Integrated Bilingual Authorization Program (IBAP)	0.00	12,115.23	12,115.23	100.00%
01-50-01-9016-2651-6199-0A195505-0000 - SBVC-NCAS Grant	25,000.00	25,000.00	0.00	0.00%
01-50-01-9016-2653-6199-0A195505-0000 - SBVC-Song Brown Nursing Grant	0.00	810,000.00	810,000.00	100.00%
01-50-01-9019-3720-6600-0C136602-0000 - Resource Development - San Manuel Grant	733,033.00	1,384,203.42	651,170.41	88.83%
01-50-01-9030-3722-6199-0C195201-0000 - SBVC-Book Rental Program	0.00	1,000,000.00	1,000,000.00	100.00%
01-50-01-9505-3340-6530-0C195201-0000 - SBVC-Civic Center Act-Custodial	3,000.00	3,000.00	0.00	0.00%
01-50-01-9508-2235-4900-0C195201-0000 - SBVC-Lottery Restricted-General Supplies & Services	94,060.00	81,422.00	(12,638.00)	-13.44%
01-50-01-9511-3304-6950-0C195201-0000 - SBVC-Parking	224,000.00	124,000.00	(100,000.00)	-44.64%
01-50-01-9517-3340-6770-0A150710-0000 - SBVC-Civic Center Act-Auditorium	3,000.00	3,000.00	0.00	0.00%
01-50-01-9902-3519-6910-0C195201-0000 - SBVC-Bookstore	56,706.26	0.00	(56,706.26)	-100.00%
01-50-02-1510-3716-6985-0A250711-0000 - CHC P.E. - Athletics Admin	3,000.00	3,000.00	0.00	0.00%
01-50-02-3570-2596-2203-0A250711-0000 - CHC-Seamless Transfer of Ethnic Studies	48,695.00	48,695.00	0.00	0.00%
01-50-02-3576-2235-1007-0A250710-0000 - CHC-Lottery Restricted-Drama Dept	12,000.00	13,000.00	1,000.00	8.33%
01-50-02-4630-2167-6199-0A250711-0000 - CHC-Mesa Grant	433,000.02	280,000.00	(153,000.02)	-35.33%
01-50-02-4633-2235-0701-0A250602-0000 - CHC-Lottery Restricted-Computer Science Department	20,739.00	22,000.00	1,261.00	6.08%
01-50-02-4633-2457-0702-0A250602-0000 - CHC-Perkins Title I-Cisco Academy	2,412.00	3,000.00	588.00	24.38%
01-50-02-4640-2235-1905-0A250711-0000 - CHC-Lottery Restricted-Chemistry Department	16,000.00	19,000.00	3,000.00	18.75%
01-50-02-4691-2235-4900-0A250711-0000 - CHC-Lottery Restricted-Anatomy & Physiology	10,000.00	10,000.00	0.00	0.00%
01-50-02-4692-2235-0401-0A250711-0000 - CHC-Lottery Restricted-Microbiology Biology General	33,395.00	17,662.00	(15,733.00)	-47.11%
01-50-02-5622-2457-1210-0A250602-0000 - CHC-Perkins Title I-Respiratory Therapy Certification Program R	24,394.00	27,000.00	2,606.00	10.68%
01-50-02-5622-2547-1210-0A250602-0000 - CHC-Local Shares/Strong Workforce Round 7	167,027.49	156,696.91	(10,330.58)	-6.18%
01-50-02-5622-3312-1210-0A250602-0000 - CHC-Respiratory Care Test Fee	3,800.00	2,300.00	(1,500.00)	-39.47%
01-50-02-5625-2457-1250-0A250602-0000 - CHC-Perkins Title I-Emergency Medicine Program Emergency M	14,700.00	4,000.00	(10,700.00)	-72.79%



Budget Forecast by Program - Restricted General Fund

Budget Year 2024-2025

Program	2024 Budget	2025 Budget	Change	% Change
01-50-02-5625-2457-1251-0A250602-0000 - CHC-Perkins Title I-Paramedic Program	51,200.00	82,944.00	31,744.00	62.00%
01-50-02-5625-2547-1250-0A250602-0000 - CHC-Local Shares/Strong Workforce Round 7	30,700.00	0.00	(30,700.00)	-100.00%
01-50-02-5625-2547-1251-0A250602-0000 - CHC-Local Shares/Strong Workforce Round 7	118,000.00	0.00	(118,000.00)	-100.00%
01-50-02-5626-2235-1225-0A250602-0000 - CHC-Lottery Restricted	46,000.00	46,000.00	0.00	0.00%
01-50-02-5626-2457-1225-0A250602-0000 - CHC-Perkins Title I-Radiologic Technology	10,000.00	10,000.00	0.00	0.00%
01-50-02-6691-2457-6199-0A250602-0000 - CHC-Perkins Title I-Fire Science Academic Administration	37,294.00	9,000.00	(28,294.00)	-75.87%
01-50-02-6691-2547-2133-0A250602-0000 - CHC-Local Shares/Strong Workforce Round 7	50,000.00	0.00	(50,000.00)	-100.00%
01-50-02-7677-2235-2001-0A250711-0000 - CHC-Lottery Restricted-Psychology	1,400.00	1,400.00	0.00	0.00%
01-50-02-7685-2457-1305-0A250602-0000 - CHC-Perkins Title I-Early Childhood Education	2,000.00	2,000.00	0.00	0.00%
01-50-02-8100-2147-6010-0A250302-0000 - SBVC-AB104 Adult Ed-CHC Portion	0.00	15,176.00	15,176.00	100.00%
01-50-02-8100-2166-6199-0A250711-0000 - CHC - Zero Textbook Cost Grant	200,000.00	210,853.00	10,853.00	5.43%
01-50-02-8100-2286-6600-0A250302-0000 - CHC-Student Equity & Achievement-Instruction	156,325.40	196,997.15	40,671.76	26.02%
01-50-02-8100-2286-6750-0A250302-0000 - CHC-Student Equity & Achievement-Instruction	42,306.63	13,058.51	(29,248.12)	-69.13%
01-50-02-8100-2650-6010-0A250302-0000 - CHC-CCC Equitable Placement & Completion Grant Program	402,861.00	402,860.83	(0.17)	0.00%
01-50-02-8102-2193-1230-0A250602-0000 - CHC-Certified Nursing Assistant Program	115,048.05	100,000.00	(15,048.05)	-13.08%
01-50-02-8102-2457-6199-0A250602-0000 - CHC-Perkins Title I-Vocational Education	82,111.00	101,793.00	19,682.00	23.97%
01-50-02-8102-2504-6770-0A250602-0000 - CHC-High Road Training Partnerships (H RTP)	188,103.00	31,200.00	(156,903.00)	-83.41%
01-50-02-8102-2548-1210-0A250602-0000 - CHC-Local Shares/Strong Workforce Round 8	0.00	31,900.00	31,900.00	100.00%
01-50-02-8102-2548-1251-0A250602-0000 - CHC-Local Shares/Strong Workforce Round 8	0.00	28,000.00	28,000.00	100.00%
01-50-02-8102-2548-2133-0A250602-0000 - CHC-Local Shares/Strong Workforce Round 8	0.00	175,140.00	175,140.00	100.00%
01-50-02-8102-2548-6770-0A250602-0000 - CHC-Local Shares/Strong Workforce Round 8	400,000.50	364,960.15	(35,040.35)	-8.76%
01-50-02-8102-2549-6770-0A250602-0000 - CHC-Local Shares/Strong Workforce Round 9	0.00	571,000.00	571,000.00	100.00%
01-50-02-8102-2557-0506-0A250602-0000 - CHC-Regional Shares/Strong Workforce Round 7	53,300.00	0.00	(53,300.00)	-100.00%
01-50-02-8102-2557-0516-0A250602-0000 - CHC-Regional Shares/Strong Workforce Round 7	116,489.00	0.00	(116,489.00)	-100.00%
01-50-02-8102-2557-1205-0A250602-0000 - CHC-Regional Shares/Strong Workforce Round 7	165,400.00	0.00	(165,400.00)	-100.00%
01-50-02-8102-2557-1899-0A250602-0000 - CHC-Regional Shares/Strong Workforce Round 7	22,242.91	0.00	(22,242.91)	-100.00%
01-50-02-8102-2557-6470-0A250602-0000 - CHC-Regional Shares/Strong Workforce Round 7	63,632.00	0.00	(63,632.00)	-100.00%



Budget Forecast by Program - Restricted General Fund

Budget Year 2024-2025

Program	2024 Budget	2025 Budget	Change	% Change
01-50-02-8102-2558-0516-0A250602-0000 - CHC-Regional Shares/Strong Workforce Round 8	0.00	150,500.91	150,500.91	100.00%
01-50-02-8102-2558-1205-0A250602-0000 - CHC-Regional Shares/Strong Workforce Round 8	0.00	49,654.63	49,654.63	100.00%
01-50-02-8102-2558-6470-0A250602-0000 - CHC-Regional Shares/Strong Workforce Round 8	0.00	125,913.46	125,913.46	100.00%
01-50-02-8102-2558-6770-0A250602-0000 - CHC-Regional Shares/Strong Workforce Round 8	0.00	86,500.01	86,500.01	100.00%
01-50-02-8102-2591-6770-0C383027-0000 - CHC-High Road Training Partnership - H RTP #2	673,209.00	673,209.00	0.00	0.00%
01-50-02-8102-2613-6770-0A250602-0000 - CHC-Regional Equity and Recovery Partnerships	59,692.00	59,692.00	0.00	0.00%
01-50-02-8102-3241-6199-0C246909-0000 - CHC-Medical Clearance	7,000.00	5,000.00	(2,000.00)	-28.57%
01-50-02-8102-3363-1205-0A250602-0000 - CHC-Arthur N Rupe Foundation	35,000.00	35,000.00	0.00	0.00%
01-50-02-8106-2235-6120-0A250710-0000 - CHC-Lottery Restricted-Library General	110,000.00	115,200.00	5,200.00	4.73%
01-50-02-8106-2352-6120-0A250710-0000 - CHC-Library Services Platform	2,786.00	3,014.17	228.17	8.19%
01-50-02-8115-2351-6840-0C383039-0000 - CHC-Californians for All College Corps Programs	175,000.00	175,000.00	0.00	0.00%
01-50-02-8119-3145-6799-0C232601-0000 - CHC-Copy Revenue	1,100.00	1,100.00	0.00	0.00%
01-50-02-8120-1265-6499-0A250801-0000 - CHC-Transitional Assistance - Misc Stu Svcs	15,036.00	15,036.00	0.00	0.00%
01-50-02-8120-1265-7320-0A250801-0000 - CHC-Transitional Assistance	21,195.00	21,195.00	0.00	0.00%
01-50-02-8120-2266-6499-0A250801-0000 - CHC-Calworks-Student Body Center Fee Student Activities/ Misc	194,518.00	230,591.67	36,073.67	18.55%
01-50-02-8202-2365-6310-0A250801-0000 - CHC-Growing Inland Achievement/GIA	50,000.00	30,000.00	(20,000.00)	-40.00%
01-50-02-8204-2202-6420-0A250801-0000 - CHC-Disabled Student Programs - DSPS	626,501.00	627,269.93	768.93	0.12%
01-50-02-8207-2362-6320-0A250801-0000 - CHC-K12SWP Building CTE Bridges from High School to Comm	212,240.39	227,152.75	14,912.36	7.03%
01-50-02-8207-3315-6499-0A250801-0000 - CHC-Assessment Center Revenue	1,000.00	0.00	(1,000.00)	-100.00%
01-50-02-8208-2284-6450-0A250801-0000 - CHC-California College Promise	680,472.00	680,472.00	(0.00)	0.00%
01-50-02-8208-2286-6200-0A250801-0000 - CHC-Student Equity & Achievement-Student Success	258,204.27	257,239.57	(964.70)	-0.37%
01-50-02-8208-2286-6310-0A250801-0000 - CHC-Student Equity & Achievement-Student Success	877,819.98	703,448.67	(174,371.30)	-19.86%
01-50-02-8208-2286-6320-0A250801-0000 - CHC-Student Equity & Achievement-Student Success	231,743.49	471,460.43	239,716.94	103.44%
01-50-02-8208-2286-6420-0A250801-0000 - CHC-Student Equity & Achievement-Student Success	68,258.85	72,982.44	4,723.59	6.92%
01-50-02-8208-2286-6499-0A250801-0000 - CHC-Student Equity & Achievement-Student Success	44,989.20	45,814.38	825.18	1.83%
01-50-02-8208-2366-6450-0A290902-0000 - CHC-LGBTQ+	22,024.00	30,000.00	7,976.00	36.22%
01-50-02-8208-2530-6320-0A290701-0000 - CHC-Student Retention & Outreach	349,287.83	249,457.99	(99,829.84)	-28.58%



Budget Forecast by Program - Restricted General Fund

Budget Year 2024-2025

Program	2024 Budget	2025 Budget	Change	% Change
01-50-02-8208-3704-6320-0A290701-0000 - CHC-InsideTrack	10,000.00	10,000.00	0.00	0.00%
01-50-02-8209-2200-6430-0A250801-0000 - CHC-EOPS-CARE Program	207,995.00	211,763.00	3,768.00	1.81%
01-50-02-8209-2201-6430-0A250801-0000 - CHC-EOPS	475,347.63	945,083.00	469,735.38	98.82%
01-50-02-8209-2201-7320-0A250801-0000 - CHC-EOPS-Student Aid	508,547.00	0.00	(508,547.00)	-100.00%
01-50-02-8209-2323-6430-0A250801-0000 - CHC-Dream Resource Liaison	75,517.00	71,077.00	(4,440.00)	-5.88%
01-50-02-8209-2503-6430-0A250801-0000 - CHC-EOPS NextUp Foster Youth Support Program	187,353.82	194,617.00	7,263.17	3.88%
01-50-02-8210-2309-6440-0A294102-0000 - CHC-Mental Health Services Support	187,780.00	145,496.00	(42,284.00)	-22.52%
01-50-02-8210-2331-6440-0A290902-0000 - CHC-Basic Needs Centers & Staffing Support	211,698.00	211,698.00	(0.00)	0.00%
01-50-02-8210-2356-6440-0A290902-0000 - CHC-Student Food & Housing Support/Basic Needs Center	192,200.00	0.00	(192,200.00)	-100.00%
01-50-02-8210-3310-6440-0A290402-0000 - CHC-Student Health Fees	304,133.91	317,197.63	13,063.72	4.30%
01-50-02-8210-3337-6440-0A290402-0000 - CHC-Family Pact Contract	0.00	5,000.00	5,000.00	100.00%
01-50-02-8214-2372-6340-0A250801-0000 - CHC-Learning-Aligned Employment Program	618,145.00	601,288.00	(16,857.00)	-2.73%
01-50-02-8223-3314-6999-0C246909-0000 - CHC-Student Transportation Fee	120,000.00	120,000.00	0.00	0.00%
01-50-02-8224-1176-6450-0A290701-0000 - CHC-Veterans Education	1,500.00	1,500.00	0.00	0.00%
01-50-02-8224-2187-6480-0A290701-0000 - CHC-Veterans Resource Center	52,958.00	52,958.00	(0.00)	0.00%
01-50-02-8224-2286-6480-0A290701-0000 - CHC-Student Equity & Achievement-Veterans	5,000.00	5,000.00	0.00	0.00%
01-50-02-8228-2286-6390-0A250801-0000 - CHC-Student Equity & Achievement	302,804.20	232,459.00	(70,345.20)	-23.23%
01-50-02-8228-2286-6490-0A290402-0000 - CHC-Student Equity & Achievement - Student Svcs Office	389,195.00	447,648.85	58,453.85	15.02%
01-50-02-8301-1160-6199-0A290701-0000 - CHC-Federal College Work Study - Administrative-Federal Collec	189,000.00	189,000.00	0.00	0.00%
01-50-02-8301-2161-6460-0A290701-0000 - CHC-SFAA-BFAP Adm Allowance	46,685.32	46,685.00	(0.31)	0.00%
01-50-02-8301-2188-6460-0A290701-0000 - CHC-Financial Aid Technology	33,036.00	32,551.00	(485.00)	-1.47%
01-50-02-9002-2235-6600-0A250302-0000 - CHC-Lottery Restricted	3,275.00	42,154.00	38,879.00	1,187.15%
01-50-02-9002-2403-6010-0A250302-0000 - CHC-Guided Pathways	215,469.41	0.00	(215,469.41)	-100.00%
01-50-02-9014-2231-7100-0C246909-0000 - CHC-Block Grant Facilities Planning/Administration Services	160,000.00	0.00	(160,000.00)	-100.00%
01-50-02-9014-2231-7100-0C379003-0000 - CHC-Block Grant	553,000.00	129,793.22	(423,206.78)	-76.53%
01-50-02-9014-2371-7100-0C379003-0000 - CHC-Higher Education Student Housing Grant	748,717.50	585,415.90	(163,301.60)	-21.81%
01-50-02-9014-2377-7100-0C246909-0000 - CHC-Physical Plant/Instructional Support FY2023	630,716.56	482,720.00	(147,996.56)	-23.46%



Budget Forecast by Program - Restricted General Fund

Budget Year 2024-2025

Program	2024 Budget	2025 Budget	Change	% Change
01-50-02-9019-3195-6199-0C239207-0000 - CHC-ISEEK	19,200.00	22,688.00	3,488.00	18.17%
01-50-02-9030-3722-6199-0C246909-0000 - CHC-Book Rental Program	0.00	1,000,000.00	1,000,000.00	100.00%
01-50-02-9504-3304-6550-0C220002-0000 - CHC-Parking-Grounds Grounds Maintenance & Repairs	0.00	45,000.00	45,000.00	100.00%
01-50-02-9508-3340-6830-0A250710-0000 - CHC-Civic Center Act	4,901.75	5,167.19	265.44	5.42%
01-50-02-9511-3304-6570-0C246909-0000 - CHC-Parking-04	7,000.00	7,000.00	0.00	0.00%
01-50-02-9511-3304-6950-0C246909-0000 - CHC-Parking-Parking Lot Improvements	138,000.00	43,000.00	(95,000.00)	-68.84%
01-50-02-9520-2296-6199-0A295505-0000 - CHC-Chabot-Las Positas CC-Report Streamlining Program	138,861.92	188,861.92	50,000.00	36.01%
01-50-02-9520-2546-6770-0A250602-0000 - CHC-Strong Workforce Local	125,648.30	71,721.50	(53,926.80)	-42.92%
01-50-02-9520-2547-6770-0A250602-0000 - CHC-Local Shares/Strong Workforce Round 7	358,457.37	311,833.83	(46,623.54)	-13.01%
01-50-02-9520-3520-6599-0C246909-0000 - CHC-Program Review	21,841.75	21,841.75	0.00	0.00%
01-50-02-9617-3316-6191-0C223104-0000 - CHC-Recreation Fee	46,000.00	50,000.00	4,000.00	8.70%
01-50-02-9617-3340-6191-0C223104-0000 - CHC-Civic Center Act-Aquatics Center	233,500.15	244,608.07	11,107.92	4.76%
01-50-02-9902-3519-6910-0C246909-0000 - CHC-Bookstore	171,326.71	177,651.18	6,324.48	3.69%
01-50-03-8110-2327-7099-0C334200-0000 - KVCR AB-132 Postsecondary Education Bill	2,156,488.49	1,062,352.00	(1,094,136.49)	-50.74%
01-50-03-8115-1102-6840-0C383016-0000 - DIST-California Manufacturing Technology Consulting (CMTC)	300,000.00	300,000.00	0.00	0.00%
01-50-03-8115-1335-6840-0C383027-0000 - DIST-EDA Grant	0.00	4,066,216.00	4,066,216.00	100.00%
01-50-03-8115-1439-6840-0C383016-0000 - DIST-Cal Mfg Tech Consulting	(13,079.5)	219,845.14	232,924.64	-1,780.84%
01-50-03-8115-2285-6840-0C383027-0000 - DIST-Economic Development for Distressed Areas	1,750,000.00	1,750,000.00	0.00	0.00%
01-50-03-8115-2345-6840-0C383050-0000 - DIST-Back 2 Work Program	1,582,702.19	798,898.01	(783,804.18)	-49.52%
01-50-03-8115-2351-6840-0C383039-0000 - DIST-Californians for All College Corps Program	1,024,999.61	1,035,569.41	10,569.80	1.03%
01-50-03-8115-2361-6840-0C383027-0000 - DIST-Riverside CCD/Employer Engagement Manager	195,282.35	195,000.00	(282.35)	-0.14%
01-50-03-8115-2380-6840-0C383048-0000 - P48R6 Responsive Training - Acute Care Nursing Assistant (AC)	59,713.37	24,952.00	(34,761.37)	-58.21%
01-50-03-8115-2488-6840-0C383050-0000 - DIST-Caltrans-Caltrans/Parolee Work Crew 7/16	2,178,906.10	1,106,473.71	(1,072,432.39)	-49.22%
01-50-03-8115-2499-6840-0C383050-0000 - Prison to Employment Initiative P2E	341,960.51	307,391.00	(34,569.51)	-10.11%
01-50-03-8115-2501-6840-0C383016-0000 - DIST-ETP #9	961,960.52	247,000.00	(714,960.52)	-74.32%
01-50-03-8115-2504-6840-0C383048-0000 - DIST-High Road Training Partnerships (H RTP)	6,303,117.53	4,133,242.59	(2,169,874.94)	-34.43%
01-50-03-8115-2532-6840-0C383048-0000 - DIST-Foundation for CCC Pre-Inspector Training - Butte College	32,419.52	23,332.00	(9,087.52)	-28.03%



Budget Forecast by Program - Restricted General Fund

Budget Year 2024-2025

Program	2024 Budget	2025 Budget	Change	% Change
01-50-03-8115-2590-6840-OC383016-0000 - DIST-ETP #10	487,927.74	464,228.01	(23,699.72)	-4.86%
01-50-03-8115-2591-6840-OC383048-0000 - DIST-High Road Training Partnership - H RTP #2 - Health	6,409,654.88	5,387,862.77	(1,021,792.11)	-15.94%
01-50-03-8115-2595-6840-OC383050-0000 - DIST-High Road Construction Career Partnership - Lumina Phas	185,000.00	168,774.18	(16,225.82)	-8.77%
01-50-03-8115-2598-6840-OC383016-0000 - DIST-ETP #11	749,570.00	749,672.99	102.99	0.01%
01-50-03-8115-2600-6840-OC383027-0000 - DIST-High Road Construction Careers Resilient Workforce Fund	3,658,777.60	2,723,520.90	(935,256.69)	-25.56%
01-50-03-8115-2652-6840-OC383050-0000 - DIST-Opportunity Adult Career Pathway Program (OYACP)	0.00	1,770,500.00	1,770,500.00	100.00%
01-50-03-8115-3344-6840-OC383027-0000 - DIST-Water Project - Jewish Vocational Services	15,900.00	15,900.00	0.00	0.00%
01-50-03-8115-3410-6840-OC383048-0000 - DIST-County of San Bernardino - Probation	35,963.63	23,044.00	(12,919.63)	-35.92%
01-50-03-8115-3424-6840-OC383027-0000 - DIST-PDC Local Contracts	10,000.00	10,000.00	0.00	0.00%
01-50-03-8115-3514-6840-OC336000-0000 - DIST-Indirect Charges	868,936.09	870,316.88	1,380.79	0.16%
01-50-03-8115-3706-6840-OC383027-0000 - DIST-Operation New Hope	128,416.23	0.00	(128,416.23)	-100.00%
01-50-03-8115-3715-6840-OC383048-0000 - DIST- San Bernardino County - Probation Department	1,803,103.17	1,671,729.96	(131,373.20)	-7.29%
01-50-03-9004-2302-6760-OC338602-0000 - DIST-Equal Employment Opportunity	50,000.00	50,000.00	0.00	0.00%
01-50-03-9004-2346-6760-OC338602-0000 - DIST-Equal Employment Opportunity Best Practices	208,333.00	208,333.00	0.00	0.00%
01-50-03-9004-2353-6730-OC338602-0000 - DIST-Culturally Competent Faculty Professional Development	100,870.00	98,770.00	(2,100.00)	-2.08%
01-50-03-9004-2522-6730-OC338602-0000 - DIST-Classified Professional Development	60,000.00	34,000.00	(26,000.00)	-43.33%
01-50-03-9004-3368-6730-OC310620-0000 - DIST-Delta Dental Dividend	22,919.00	22,809.15	(109.85)	-0.48%
01-50-03-9004-3518-6730-OC338602-0000 - Schools First Donation/HR	4,517.00	4,517.00	0.00	0.00%
01-50-03-9006-2231-6720-OC337102-0000 - DIST-Block Grant-Controller	2,591,198.00	0.00	(2,591,198.00)	-100.00%
01-50-03-9006-2531-6720-OC337102-0000 - COVID-19 Recovery Block Grant	7,445,935.17	0.00	(7,445,935.17)	-100.00%
01-50-03-9006-3717-6720-OC337102-0000 - Controller	187,404.64	(0.00)	(187,404.64)	-100.00%
01-50-03-9010-2231-6150-OC338102-0000 - DIST-Block Grant-Technology Service Academic Information Sys	1,112,802.00	1,112,802.00	0.00	0.00%
01-50-03-9010-2377-6150-OC338102-0000 - DIST-Physical Plant/Instructional Support FY2023	2,046,407.00	0.00	(2,046,407.00)	-100.00%
01-50-03-9010-2378-6780-OC338102-0000 - DIST-Systemwide Technology and Data Security	310,399.08	637,453.93	327,054.85	105.37%
01-50-03-9011-3311-6770-OC394402-0000 - DIST-Accident Fee	56,000.00	58,000.00	2,000.00	3.57%
01-50-03-9014-2231-7100-OC379001-0000 - DIST-Block Grant	83,000.00	74,719.00	(8,281.00)	-9.98%
01-50-03-9014-2377-7100-OC378999-0000 - DIST-Physical Plant/Instructional Support FY2023	112,595.31	0.00	(112,595.31)	-100.00%



Budget Forecast by Program - Restricted General Fund

Budget Year 2024-2025

Program	2024 Budget	2025 Budget	Change	% Change
01-50-03-9014-3517-7100-0C379003-0000 - DIST-SolaTube Project/DO/SCE	8,118.00	0.00	(8,118.00)	-100.00%
01-50-03-9020-2261-6150-0C338102-0000 - DIST-ATPC-Technology Service Academic Information Systems	1,499,999.29	1,501,287.01	1,287.71	0.09%
01-50-03-9020-3511-6199-0C379005-0000 - DIST-Fee For Service	400,000.00	400,000.00	0.00	0.00%
01-50-03-9029-2649-6192-0C383050-0000 - DSO-Apprenticeship Pathways Demonstration Project - Workforc	49,500.00	49,500.00	0.00	0.00%
01-50-03-9029-3814-6192-0C383033-0000 - DSO Grant Department-Indirect Charges	0.00	282,271.21	282,271.21	100.00%
01-50-03-9509-2530-6710-0C336000-0000 - DIST-Student Retention & Outreach	49,142.88	(0.00)	(49,142.88)	-100.00%
01-50-03-9509-3515-6710-0C336000-0000 - DIST-Educational Orientation Program	10,675.26	0.00	(10,675.26)	-100.00%
01-50-15-2527-3181-1307-0A150707-0000 - SBVC-Restaurant Management-Restaurant Management Progra	159,649.00	239,649.00	80,000.00	50.11%
01-50-15-3580-3182-1004-0A150710-0000 - SBVC-Music Department Donations	1,986.00	0.00	(1,986.00)	-100.00%
01-50-15-4630-1153-1901-0A195505-0000 - SBVC-Success in STEM at HSI	69,956.00	0.00	(69,956.00)	-100.00%
01-50-15-4630-1153-7320-0A195505-0000 - SBVC-Success in STEM at HSI	97,502.00	0.00	(97,502.00)	-100.00%
01-50-15-4631-3509-1911-0A150705-0000 - SBVC-Planetarium Income	25,892.91	25,892.91	0.00	0.00%
01-50-15-4633-3516-0702-0A150710-0000 - SBVC-Multi-Media	812,035.05	503,185.98	(308,849.07)	-38.03%
01-50-15-4633-3516-7320-0A150710-0000 - SBVC-Multi-Media	32,000.00	1,000.00	(31,000.00)	-96.88%
01-50-15-6625-3169-0956-0A150707-0000 - SBVC-Welding Certification Test Revenue	6,338.86	6,338.86	0.00	0.00%
01-50-15-6683-3174-0948-0A150707-0000 - SBVC-State Referee Program	18,252.90	28,677.85	10,424.95	57.11%
01-50-15-7673-2184-2201-0A171205-0000 - SBVC-AB798 Textbook Affordability Program-Social Science Ger	25,435.00	25,435.00	0.00	0.00%
01-50-15-8100-2228-6010-0A150201-0000 - SBVC-Basic Skills - Academic Administration	125,000.00	0.00	(125,000.00)	-100.00%
01-50-15-8100-2403-6010-0A150201-0000 - SBVC-Guided Pathways-Office of Instruction	1,056,424.00	1,053,424.00	(3,000.00)	-0.28%
01-50-15-8111-3162-6820-0A150710-0000 - SBVC-Media Academy Contracts	2,681.51	2,681.51	0.00	0.00%
01-50-15-8200-2331-6960-0A190901-0000 - SBVC-Basic Needs Centers & Staffing Support	357,374.45	357,374.65	0.20	0.00%
01-50-15-8200-2356-6960-0A190901-0000 - SBVC-Student Food & Housing Support/Basic Needs Center	500,000.00	510,000.00	10,000.00	2.00%
01-50-15-8204-2202-6420-0A194001-0000 - SBVC-Disabled Students Program	194,595.85	0.00	(194,595.85)	-100.00%
01-50-15-8206-2165-6450-0A190901-0000 - SBVC-Hunger Free Campus Support	49,127.66	39,127.66	(10,000.00)	-20.36%
01-50-15-8206-2284-6450-0A191402-0000 - SBVC-California College Promise	1,305,974.19	1,305,974.00	(0.19)	0.00%
01-50-15-8206-2646-6450-0A190102-0000 - SBVC-A2MEND	25,199.00	0.00	(25,199.00)	-100.00%
01-50-15-8206-3700-6450-0A190102-0000 - California Youth Leadership Corps - Community Learning Partner	0.00	94,876.00	94,876.00	100.00%



Budget Forecast by Program - Restricted General Fund

Budget Year 2024-2025

Program	2024 Budget	2025 Budget	Change	% Change
01-50-15-8207-2232-6320-0A191401-0000 - SBVC-Matriculation-Matriculation	1,556,831.00	880,000.00	(676,831.00)	-43.47%
01-50-15-8208-1150-6499-0A191402-0000 - SBVC-Title IV-Trio	5,025.66	58,080.00	53,054.34	1,055.67%
01-50-15-8209-2200-6430-0A191101-0000 - SBVC-EOPS/CARE Program	117,143.59	13,545.21	(103,598.38)	-88.44%
01-50-15-8209-2201-6430-0A191101-0000 - SBVC-EOPS	309,294.32	121,906.89	(187,387.43)	-60.59%
01-50-15-8209-2503-6430-0A191101-0000 - SBVC-EOPS NextUp Foster Youth Support Program	215,149.61	0.00	(215,149.61)	-100.00%
01-50-15-8210-2309-6440-0A190901-0000 - SBVC-Mental Health Services Support	118,991.00	168,672.36	49,681.36	41.75%
01-50-15-8210-3310-6440-0A190901-0000 - SBVC-Student Health Fees	60,630.76	0.00	(60,630.76)	-100.00%
01-50-15-8210-3337-6440-0A190901-0000 - SBVC-Family Pact Contract	8,000.00	8,000.00	0.00	0.00%
01-50-15-8213-3320-6310-0A191402-0000 - SBVC-Umoja Tumaini Program	0.00	189,848.47	189,848.47	100.00%
01-50-15-8223-3314-6999-0C195201-0000 - SBVC-Student Transportation Fee	42,065.50	0.00	(42,065.50)	-100.00%
01-50-15-8224-1176-6600-0C194502-0000 - SBVC-Veterans Education-01	7,989.31	0.00	(7,989.31)	-100.00%
01-50-15-8224-2187-6480-0C194502-0000 - SBVC-Veterans Resource Center	205,379.32	80,367.25	(125,012.07)	-60.87%
01-50-15-8228-2214-6390-0A191402-0000 - SBVC-Student Equity-Student Equity	308,872.77	313,207.39	4,334.62	1.40%
01-50-15-8228-2323-6390-0A191402-0000 - SBVC-Dream Resource Liaison	9,761.00	2,846.00	(6,915.00)	-70.84%
01-50-15-8228-2323-7320-0A191402-0000 - SBVC-Dream Resource Liaison	10,239.00	17,154.00	6,915.00	67.54%
01-50-15-8228-2530-6390-0A191402-0000 - SBVC-Student Retention & Outreach-Student Equity	0.00	265,000.00	265,000.00	100.00%
01-50-15-8301-2161-6460-0C136101-0000 - SBVC-SFAA BFAP	204,772.00	204,772.00	0.00	0.00%
01-50-15-8301-2185-7320-0A191402-0000 - SBVC-Dreamer Students	24,065.00	24,065.00	0.00	0.00%
01-50-15-8301-2188-6460-0C136101-0000 - SBVC-Financial Aid Technology	23,540.40	23,540.00	(0.40)	0.00%
01-50-15-9002-2404-6600-0C195201-0000 - SBVC-Campus Safety & Sexual Assault	21,773.00	21,773.00	0.00	0.00%
01-50-15-9016-1329-6199-0A195505-0000 - SBVC-USDA CalFresh-Chico State Univ	29,664.00	39,596.00	9,932.00	33.48%
01-50-15-9016-2147-6010-0A151704-0000 - SBVC-AB104 Adult Ed Block Grant	2,235,873.54	1,238,576.00	(997,297.54)	-44.60%
01-50-15-9016-2166-6199-0A195505-0000 - SBVC-Zero Textbook Cost Grant	0.00	200,000.00	200,000.00	100.00%
01-50-15-9016-2167-6199-0A195505-0000 - SBVC-Mesa Grant	176,354.00	0.00	(176,354.00)	-100.00%
01-50-15-9016-2435-6499-0A195505-0000 - SBVC-Middle College High School	115,329.41	0.00	(115,329.41)	-100.00%
01-50-15-9016-2490-6010-0A150707-0000 - SBVC-CTE Data Unlocked Initiative-01	15,448.77	0.00	(15,448.77)	-100.00%
01-50-15-9016-3152-7320-0A195505-0000 - SBVC-Digital Media Disciplines Grant-Student Aid	300.00	0.00	(300.00)	-100.00%



Budget Forecast by Program - Restricted General Fund

Budget Year 2024-2025

Program	2024 Budget	2025 Budget	Change	% Change
01-50-15-9018-2502-6750-0A195505-0000 - SBVC-Staff Development	42.40	0.00	(42.40)	-100.00%
01-50-15-9505-3340-6530-0C195201-0000 - SBVC-Civic Center Act-Custodial	49,351.39	61,685.00	12,333.61	24.99%
01-50-15-9511-3304-6950-0C195201-0000 - SBVC-Parking	379,987.15	398,208.00	18,220.85	4.80%
01-50-15-9520-3520-6590-0C195201-0000 - SBVC-FCC Proceeds	1,100,000.00	563,218.00	(536,782.00)	-48.80%
01-50-25-3560-3278-1101-0A250602-0000 - CHC-PSASB-Contract Education-Student Aid	111,017.87	111,017.87	0.00	0.00%
01-50-25-4630-2167-6199-0A250711-0000 - CHC-Mesa Grant	433,523.40	116,110.46	(317,412.95)	-73.22%
01-50-25-4633-3242-6199-0A250711-0000 - CHC-Google Grant	1,881.00	1,881.00	0.00	0.00%
01-50-25-4633-3516-0702-0A250710-0000 - CHC-Multi-Media	344,597.14	344,597.33	0.19	0.00%
01-50-25-5622-3312-1210-0A250602-0000 - CHC-Respiratory Care Test Fee	3,971.66	3,971.66	0.00	0.00%
01-50-25-8100-2286-6600-0A250302-0000 - CHC-Student Equity & Achievement-Instruction	66,000.00	0.00	(66,000.00)	-100.00%
01-50-25-8100-2286-6750-0A250302-0000 - CHC-Student Equity & Achievement-Instruction	201,284.80	195,027.00	(6,257.80)	-3.11%
01-50-25-8100-2286-6792-0A250302-0000 - CHC-Student Equity & Achievement-Instruction	0.00	49,969.00	49,969.00	100.00%
01-50-25-8100-3190-6010-0A250302-0000 - CHC-AACU	7,500.00	6,052.80	(1,447.20)	-19.30%
01-50-25-8102-2490-6010-0A250602-0000 - CHC-CTE Data Unlocked Initiative	12,346.15	12,346.15	0.00	0.00%
01-50-25-8102-3241-6199-0C246909-0000 - CHC-Medical Clearance	7,063.00	3,750.00	(3,313.00)	-46.91%
01-50-25-8102-3363-1205-0A250602-0000 - CHC-Arthur N Rupe Foundation	2,640.00	33,640.12	31,000.12	1,174.25%
01-50-25-8104-2286-6110-0A250302-0000 - CHC-Student Equity & Achievement-Learning Resources	291,625.00	327,625.00	36,000.00	12.34%
01-50-25-8116-3305-6820-0A250602-0000 - CHC-Community Services	29,013.00	29,013.00	0.00	0.00%
01-50-25-8119-3145-6799-0C232601-0000 - CHC-Copy Revenue	16,554.00	17,636.55	1,082.55	6.54%
01-50-25-8120-2266-6499-0A250801-0000 - CHC-Calworks	41,502.00	29,082.00	(12,420.00)	-29.93%
01-50-25-8202-3264-6499-0A250801-0000 - CHC-Educational Planning Initiative	70,097.27	70,097.27	0.00	0.00%
01-50-25-8204-2202-6420-0A250801-0000 - CHC-Disabled Students Program - DSPS	188,299.10	229,905.25	41,606.15	22.10%
01-50-25-8207-3315-6499-0A250801-0000 - CHC-Assessment Center Revenue	26,984.99	26,984.99	0.00	0.00%
01-50-25-8208-2165-6450-0A290902-0000 - CHC-Hunger Free Campus Support	30,000.00	20,380.00	(9,620.00)	-32.07%
01-50-25-8208-2284-6450-0A250801-0000 - CHC-California College Promise	681,560.00	598,157.00	(83,403.00)	-12.24%
01-50-25-8208-2286-6310-0A250801-0000 - CHC-Student Equity & Achievement-Student Success	712,524.00	598,512.00	(114,012.00)	-16.00%
01-50-25-8208-2530-6320-0A290701-0000 - CHC-Student Retention & Outreach	0.00	0.00	0.00	0.00%



Budget Forecast by Program - Restricted General Fund

Budget Year 2024-2025

Program	2024 Budget	2025 Budget	Change	% Change
01-50-25-8209-2200-6430-0A250801-0000 - CHC-EOPS-CARE	26,559.00	211,763.25	185,204.25	697.33%
01-50-25-8209-2200-7320-0A250801-0000 - CHC-EOPS-CARE	25,997.00	22,697.00	(3,300.00)	-12.69%
01-50-25-8209-2201-6430-0A250801-0000 - CHC-EOPS	489,250.00	477,208.50	(12,041.50)	-2.46%
01-50-25-8209-2323-6430-0A250801-0000 - CHC-Dream Resource Liaison	68,517.00	30,803.00	(37,714.00)	-55.04%
01-50-25-8209-2503-6430-0A250801-0000 - CHC-EOPS NextUp Foster Youth Support Program	188,735.00	167,189.00	(21,546.00)	-11.42%
01-50-25-8210-2309-6440-0A294102-0000 - CHC-Mental Health Services Support	250,000.00	187,780.00	(62,220.00)	-24.89%
01-50-25-8210-2331-6440-0A290902-0000 - CHC-Basic Needs Centers & Staffing Support	212,914.00	192,200.00	(20,714.00)	-9.73%
01-50-25-8210-2356-6440-0A290902-0000 - CHC-Student Food & Housing Support/Basic Needs Center	188,026.00	193,323.00	5,297.00	2.82%
01-50-25-8210-3310-6440-0A290402-0000 - CHC-Student Health Fees	0.00	55,955.00	55,955.00	100.00%
01-50-25-8210-3337-6440-0A290402-0000 - CHC-Family Pact Contract	0.00	880.00	880.00	100.00%
01-50-25-8223-3314-6999-0C246909-0000 - CHC-Student Transportation Fee	16,380.50	0.00	(16,380.50)	-100.00%
01-50-25-8224-1176-6450-0A290701-0000 - CHC-Veterans Education	5,156.00	6,512.00	1,356.00	26.30%
01-50-25-8224-2187-6480-0A290701-0000 - CHC-Veteran's Resource Center	97,583.20	39,605.34	(57,977.86)	-59.41%
01-50-25-8224-2187-7320-0A290701-0000 - CHC-Veterans Resource Center	500.00	0.00	(500.00)	-100.00%
01-50-25-8227-3269-1701-0A250602-0000 - CHC-Contract Education	42,080.00	21,149.88	(20,930.12)	-49.74%
01-50-25-8228-2286-6390-0A290701-0000 - CHC-Student Equity & Achievement	29,717.50	0.00	(29,717.50)	-100.00%
01-50-25-8228-2286-6490-0A290402-0000 - CHC-Student Equity & Achievement - Student Svcs Office	598,633.00	418,170.00	(180,463.00)	-30.15%
01-50-25-8301-2161-6460-0A290701-0000 - CHC-SFAA-BFAP Adm Allowance	36,712.00	0.00	(36,712.00)	-100.00%
01-50-25-8301-2185-6460-0C236102-0000 - CHC-Dreamer Students	0.00	13,525.00	13,525.00	100.00%
01-50-25-8301-2188-6460-0A290701-0000 - CHC-Financial Aid Technology	95,551.50	114,901.00	19,349.50	20.25%
01-50-25-9002-2216-6780-0C232601-0000 - CHC-Telecommunications Technology	4,139.90	4,139.90	0.00	0.00%
01-50-25-9002-2403-6010-0A250302-0000 - CHC-Guided Pathways	126,701.81	323,029.81	196,328.00	154.95%
01-50-25-9002-2404-6600-0A290402-0000 - CHC-Campus Safety & Sexual Assault	14,776.00	3,796.18	(10,979.82)	-74.31%
01-50-25-9018-2502-6750-0A250711-0000 - CHC-Staff Development	205.73	205.73	0.00	0.00%
01-50-25-9511-3304-6599-0C220002-0000 - CHC-Parking	61,142.50	12,643.25	(48,499.25)	-79.32%
01-50-25-9617-3316-6191-0C223104-0000 - CHC-Recreation Fee	20,758.00	21,000.00	242.00	1.17%
01-50-25-9617-3340-6191-0C223104-0000 - CHC-Aquatics Center	85,000.00	85,000.00	0.00	0.00%



Budget Forecast by Program - Restricted General Fund

Budget Year 2024-2025

Program	2024 Budget	2025 Budget	Change	% Change
01-50-31-8210-2309-6440-0A190901-0000 - SBVC-Mental Health Services Support	206,469.00	115,350.00	(91,119.00)	-44.13%
01-50-31-8301-2161-6460-0C136101-0000 - SBVC-SFAA-BFAP Adm Allowance	437,065.15	449,384.67	12,319.52	2.82%
01-50-31-8306-2209-6499-0A191101-0000 - SBVC-Foster Parent Program	22,000.00	0.00	(22,000.00)	-100.00%
01-50-31-9016-2147-6010-0A151704-0000 - SBVC-AB104 Adult Ed Block Grant	200,000.00	880,659.00	680,659.00	340.33%
01-50-32-8301-2161-6460-0A290701-0000 - CHC-SFAA-BFAP Adm Allowance	224,673.30	230,182.00	5,508.70	2.45%
01-50-35-8103-2236-6150-0C338102-0000 - DIST-3C Media Solutions	5,775.00	5,775.00	0.00	0.00%
01-50-35-8115-1267-6840-0C383027-0000 - DIST-TANF Work Study-Professional Development Center	664,750.77	664,750.77	0.00	0.00%
01-50-35-8115-1267-7320-0C383027-0000 - DIST-TANF Work Study-Professional Development Center	7,000.00	7,000.00	0.00	0.00%
01-50-35-8115-3424-6840-0C383027-0000 - DIST-PDC Local Contracts	96,836.48	80,887.00	(15,949.48)	-16.47%
01-50-35-8115-3706-6840-0C383027-0000 - DIST-Operation New Hope	0.00	84,000.00	84,000.00	100.00%
01-50-35-9004-2302-6760-0C338602-0000 - DIST-Equal Employment Opportunity	120,000.00	150,000.00	30,000.00	25.00%
01-50-35-9006-2230-6720-0C337102-0000 - DIST-Instructional Equipment	96,005.49	0.00	(96,005.49)	-100.00%
01-50-35-9006-2284-6720-0C337102-0000 - DIST-California College Promise	1,102,784.00	0.00	(1,102,784.00)	-100.00%
01-50-35-9010-2216-6780-0C338102-0000 - DIST-Telecommunications Technology	1,501.27	1,501.00	(0.27)	-0.02%
01-50-35-9020-3511-6199-0C379005-0000 - DIST-Fee For Service	240,979.00	240,979.00	0.00	0.00%
01-50-35-9511-3304-6950-0C379003-0000 - DIST-Parking	32,795.50	0.00	(32,795.50)	-100.00%
125.15.60100401.3516.4903 - SBVC-FTVM	127,313.69	131,074.51	3,760.82	2.95%
	129,440,851.28	108,021,645.95	(21,419,205.33)	-16.55%
Total	(2,721,708.20)	0.31	2,721,708.51	-17.42%



Budget Forecast by Program - Bond Interest and Redemption

Budget Year 2024-2025

Program	2024 Budget	2025 Budget	Change	% Change
Revenue				
21-50-00-0000-0000-0000-0C338002-0000 - General Program	58,000,000.00	55,000,000.00	(3,000,000.00)	-5.17%
	58,000,000.00	55,000,000.00	(3,000,000.00)	-5.17%
Expenditures				
21-50-00-0000-0000-0000-0C338002-0000 - General Program	58,000,000.00	55,000,000.00	(3,000,000.00)	-5.17%
	58,000,000.00	55,000,000.00	(3,000,000.00)	-5.17%
Total	0.00	0.00	0.00	-5.17%



Budget Forecast by Program - Child Development

Budget Year 2024-2025

Program	2024 Budget	2025 Budget	Change	% Change
Revenue				
72-00-01-8306-0000-6920-0C185112-0000 - SBVC-CDC Quality Start San Bndo	0.00	0.00	0.00	0.00%
72-00-02-8306-0000-6920-0A250602-0000 - CHC-CDC Quality Start San Bndo	19,818.56	19,818.56	0.00	0.00%
72-50-01-8306-1207-6920-0C185112-0000 - SBVC-Child Care Food Program 01	234,827.00	234,827.00	0.00	0.00%
72-50-01-8306-2203-6920-0C185112-0000 - SBVC-Child Development Center 01	1,374,123.00	1,374,123.00	0.00	0.00%
72-50-01-8306-2205-6920-0C185112-0000 - SBVC-State Preschool Grant	2,884,235.00	2,884,235.00	0.00	0.00%
72-50-01-8306-2206-6920-0C185112-0000 - SBVC-Child Development AB82 Stipend	2,382.79	0.00	(2,382.79)	-100.00%
72-50-01-8306-2328-6920-0C185112-0000 - SBVC-Child Development AB 131 Stipends	74,280.00	25,410.93	(48,869.07)	-65.79%
72-50-01-8306-2599-6920-0C185112-0000 - SBVC-CDSS Cost of Care	71,520.00	71,520.00	0.00	0.00%
72-50-01-8306-2617-6920-0C185112-0000 - SBVC-CDSS Cost of Care	24,816.00	11,987.25	(12,828.75)	-51.70%
72-50-01-8306-2647-6920-0C185112-0000 - SBVC-Early Education CA State Preschool Program	188,902.00	188,902.00	0.00	0.00%
72-50-01-8306-2648-6920-0C185112-0000 - SBVC-CDC Quality Start San Bndo	25,516.00	8,834.54	(16,681.46)	-65.38%
72-50-02-8306-1207-6920-0A250602-0000 - CHC-Child Care Food Program	5,500.00	5,500.00	0.00	0.00%
72-50-02-8306-2203-6920-0A250602-0000 - CHC-Child Development	223,382.54	223,284.74	(97.80)	-0.04%
72-50-02-8306-2206-6920-0A250602-0000 - CHC-Child Development Covid Stipend	16,387.90	16,387.90	0.00	0.00%
72-50-02-8306-2245-6920-0A250602-0000 - CHC-Child Development Parent Fees	149,445.80	171,472.89	22,027.09	14.74%
	5,295,136.59	5,236,303.81	(58,832.78)	-1.11%
Expenditures				
72-00-01-8306-0000-6920-0C185112-0000 - SBVC-CDC Quality Start San Bndo	0.00	0.00	0.00	0.00%
72-00-02-8306-0000-6920-0A250602-0000 - CHC-CDC Quality Start San Bndo	19,818.56	19,818.56	0.00	0.00%
72-50-01-8306-1207-6920-0C185112-0000 - SBVC-Child Care Food Program 01	234,826.87	234,827.00	0.13	0.00%
72-50-01-8306-2203-6920-0C185112-0000 - SBVC-Child Development Center 01	1,401,894.37	1,374,123.00	(27,771.36)	-1.98%
72-50-01-8306-2205-6920-0C185112-0000 - SBVC-State Preschool Grant	2,979,599.12	2,884,235.00	(95,364.12)	-3.20%
72-50-01-8306-2206-6920-0C185112-0000 - SBVC-Child Development AB82 Stipend	2,382.79	0.00	(2,382.79)	-100.00%
72-50-01-8306-2328-6920-0C185112-0000 - SBVC-Child Development AB 131 Stipends	74,280.50	25,410.93	(48,869.57)	-65.79%
72-50-01-8306-2599-6920-0C185112-0000 - SBVC-CDSS Cost of Care	71,520.00	71,520.00	0.00	0.00%



Budget Forecast by Program - Child Development

Budget Year 2024-2025

Program	2024 Budget	2025 Budget	Change	% Change
72-50-01-8306-2617-6920-0C185112-0000 - SBVC-CDSS Cost of Care	24,816.00	11,987.25	(12,828.75)	-51.70%
72-50-01-8306-2647-6920-0C185112-0000 - SBVC-Early Education CA State Preschool Program	188,902.00	188,902.00	0.00	0.00%
72-50-01-8306-2648-6920-0C185112-0000 - SBVC-CDC Quality Start San Bndo	25,516.00	8,834.54	(16,681.46)	-65.38%
72-50-02-8306-1207-6920-0A250602-0000 - CHC-Child Care Food Program	5,500.00	5,500.00	0.00	0.00%
72-50-02-8306-2203-6920-0A250602-0000 - CHC-Child Development	228,080.63	223,284.74	(4,795.89)	-2.10%
72-50-02-8306-2206-6920-0A250602-0000 - CHC-Child Development Covid Stipend	16,387.90	16,387.90	0.00	0.00%
72-50-02-8306-2245-6920-0A250602-0000 - CHC-Child Development Parent Fees	180,484.78	171,472.89	(9,011.89)	-4.99%
	5,454,009.52	5,236,303.81	(217,705.71)	-3.99%
Total	158,872.93	0.00	(158,872.93)	-2.57%



Budget Forecast by Program - Capital Outlay

Budget Year 2024-2025

Program	2024 Budget	2025 Budget	Change	% Change
Revenue				
41-00-03-9006-0000-6720-0C337102-0000 - Capital Outlay	100,000.00	100,000.00	0.00	0.00%
41-00-03-9513-0000-7100-0C379003-0000 - Buildings	2,205,608.09	0.00	(2,205,608.09)	-100.00%
41-50-01-9014-3601-7100-0C311413-0000 - SBVC Technical Building Replacement-State Funds	13,289,000.00	2,337,480.00	(10,951,520.00)	-82.41%
41-50-01-9014-3645-7100-0C379003-0000 - EV Charging Station Project at SBVC Lot 3	120,555.20	281,300.00	160,744.80	133.34%
41-50-02-9014-3635-7100-0C379104-0000 - CHC New Performing Arts Center Building	6,675,000.00	788,000.00	(5,887,000.00)	-88.19%
41-50-03-8115-3710-7010-0C338100-0000 - Public Safety Training Lease	40,000.00	40,000.00	0.00	0.00%
41-50-03-9006-3711-6720-0C379003-0000 - Land Parcels	61,483.53	119,645.00	58,161.47	94.60%
41-50-35-9014-2260-7100-0C379003-0000 - DIST-Prop 39 Clean Energy Funding	48,250.59	48,251.00	0.41	0.00%
	22,539,897.41	3,714,676.00	(18,825,221.41)	-83.52%
Expenditures				
41-00-03-9006-0000-6720-0C337102-0000 - Capital Outlay	1,066,216.00	1,066,216.00	0.00	0.00%
41-00-03-9014-0000-7100-0C379003-0000 - Facilities Planning/Adm.Svcs.	568,333.70	442,664.27	(125,669.43)	-22.11%
41-00-03-9513-0000-7100-0C379003-0000 - Buildings	2,205,608.09	0.00	(2,205,608.09)	-100.00%
41-00-03-9627-0000-7100-0C338102-0000 - District Network Upgrades	925,018.00	3,449,826.73	2,524,808.73	272.95%
41-50-01-9014-3601-7100-0C311413-0000 - SBVC Technical Building Replacement-State Funds	13,289,000.00	2,337,480.00	(10,951,520.00)	-82.41%
41-50-01-9014-3645-7100-0C379003-0000 - EV Charging Station Project at SBVC Lot 3	129,294.20	281,300.00	152,005.80	117.57%
41-50-02-9014-3635-7100-0C379104-0000 - CHC New Performing Arts Center Building	6,675,000.00	788,000.00	(5,887,000.00)	-88.19%
41-50-03-8115-3710-7010-0C338100-0000 - Public Safety Training Lease	40,000.00	40,000.00	0.00	0.00%
41-50-03-9006-3711-6720-0C379003-0000 - Land Parcels	61,483.53	119,645.00	58,161.47	94.60%
41-50-35-9014-2260-7100-0C379003-0000 - DIST-Prop 39 Clean Energy Funding	48,250.59	48,251.00	0.41	0.00%
	25,008,204.11	8,573,383.00	(16,434,821.11)	-65.72%
Total	2,468,306.70	4,858,707.00	2,390,400.30	-74.16%



Budget Forecast by Program - Bond Measure M

Budget Year 2024-2025

Program	2024 Budget	2025 Budget	Change	% Change
Revenue				
42-50-03-9508-3257-7100-0C379003-0000 - DIST-Measure M-01	450,000.00	800,000.00	350,000.00	77.78%
42-50-03-9508-3640-7100-0C379003-0000 - DIST District Wide Initiatives	100,000,000.00	0.00	(100,000,000.00)	-100.00%
	100,450,000.00	800,000.00	(99,650,000.00)	-99.20%
Expenditures				
42-50-01-9014-3603-7100-0C311413-0000 - SBVC M&O Repurposing	653,668.76	0.00	(653,668.76)	-100.00%
42-50-01-9014-3606-7100-0C379003-0000 - SBVC Instructional & Student Services Building	0.00	854,969.00	854,969.00	100.00%
42-50-01-9014-3607-7100-0C379003-0000 - SBVC Administration & Campus Center	955,334.30	659,447.65	(295,886.65)	-30.97%
42-50-01-9014-3609-7100-0C379003-0000 - SBVC Physical Science & Health & Life Science	594,155.30	0.00	(594,155.30)	-100.00%
42-50-02-9014-3621-7100-0C379003-0000 - CHC Crafton Hall Renovation	2,811,575.64	3,750,454.00	938,878.36	33.39%
42-50-02-9014-3626-7100-0C379003-0000 - CHC Infrastructure Projects	0.00	827,030.55	827,030.55	100.00%
42-50-02-9014-3631-7100-0C311413-0000 - CHC East Instructional Building	12,203,900.14	4,120,391.16	(8,083,508.98)	-66.24%
42-50-03-9508-3640-7100-0C379003-0000 - DIST District Wide Initiatives	5,571,223.00	1,326,136.00	(4,245,087.00)	-76.20%
	22,789,857.14	11,538,428.36	(11,251,428.78)	-49.37%
Total	(77,660,142.86)	10,738,428.36	88,398,571.22	-89.99%



Budget Forecast by Program - Bond Measure CC

Budget Year 2024-2025

Program	2024 Budget	2025 Budget	Change	% Change
Revenue				
44-50-03-9014-0000-7100-0C379003-0000 - Measure CC Program Support DSS	4,500,000.00	6,000,000.00	1,500,000.00	33.33%
	4,500,000.00	6,000,000.00	1,500,000.00	33.33%
Expenditures				
44-50-01-9014-3601-7100-0C379003-0000 - SBVC Technical Building Replacement	50,252,560.90	44,267,240.01	(5,985,320.89)	-11.91%
44-50-01-9014-3605-7100-0C379003-0000 - SBVC Softball Field	4,923,240.25	564,250.00	(4,358,990.25)	-88.54%
44-50-01-9014-3606-7100-0C379003-0000 - SBVC Instructional & Student Services Building	20,504,220.86	15,014,370.68	(5,489,850.18)	-26.77%
44-50-01-9014-3608-7100-0C379003-0000 - SBVC Career Pathways Phase 2	36,043,879.12	17,866,760.70	(18,177,118.42)	-50.43%
44-50-01-9014-3610-7100-0C379003-0000 - SBVC Campus Wide Infrastructure	17,254,455.59	8,606,228.30	(8,648,227.29)	-50.12%
44-50-01-9014-3645-7100-0C379003-0000 - Measure CC EV Charging Stations - Copy	221,900.00	0.00	(221,900.00)	-100.00%
44-50-02-9014-3621-7100-0C379003-0000 - CHC Crafton Hall Renovation	1,251,564.44	3,198,686.74	1,947,122.30	155.58%
44-50-02-9014-3624-7100-0C379003-0000 - CHC Student Support Building Renovation	104,054.95	181,857.31	77,802.36	74.77%
44-50-02-9014-3625-7100-0C379003-0000 - CHC East Valley Public Safety Training Center	8,080,730.58	1,397,284.93	(6,683,445.65)	-82.71%
44-50-02-9014-3626-7100-0C379003-0000 - CHC Campus Wide Infrastructure	11,575,699.83	1,323,166.75	(10,252,533.08)	-88.57%
44-50-02-9014-3633-7100-0C379003-0000 - CHC Central Complex 2 Renovation	9,822,272.56	2,752,865.70	(7,069,406.86)	-71.97%
44-50-02-9014-3634-7100-0C379003-0000 - CHC Child Development Center Renovation	2,248,438.14	1,246,865.37	(1,001,572.77)	-44.55%
44-50-02-9014-3635-7100-0C379003-0000 - CHC Performing Arts Center Replacement	37,983,410.11	41,109,263.97	3,125,853.86	8.23%
44-50-03-9014-0000-7100-0C379003-0000 - Measure CC Program Support DSS	497,498.49	547,897.51	50,399.01	10.13%
44-50-03-9014-3640-7100-0C379003-0000 - DIST District Wide Initiatives	5,673,172.00	0.00	(5,673,172.00)	-100.00%
44-50-03-9014-3641-7100-0C379003-0000 - DIST Student Information System	748,244.50	748,244.50	0.00	0.00%
44-50-03-9014-3642-7100-0C379003-0000 - DIST Mill Street Site	32,156,845.22	158,640,509.75	126,483,664.53	393.33%
44-50-03-9014-3644-7100-0C379104-0000 - DIST Measure CC Outreach	25,000.00	24,000.00	(1,000.00)	-4.00%
	239,367,187.54	297,489,492.22	58,122,304.67	24.28%
Total	234,867,187.54	291,489,492.22	56,622,304.67	24.45%



Budget Forecast by Program - Cafeteria

Budget Year 2024-2025

Program	2024 Budget	2025 Budget	Change	% Change
Revenue				
52-00-01-9901-0000-6940-0C126002-0000 - Cafeteria	521,526.00	574,366.52	52,840.52	10.13%
	521,526.00	574,366.52	52,840.52	10.13%
Expenditures				
52-00-01-9901-0000-6940-0C126002-0000 - Cafeteria	521,525.71	574,366.52	52,840.82	10.13%
	521,525.71	574,366.52	52,840.82	10.13%
Total	(0.29)	0.00	0.30	10.13%



Budget Forecast by Program - Investment Properties

Budget Year 2024-2025

Program	2024 Budget	2025 Budget	Change	% Change
Revenue				
59-00-03-9026-0000-7099-0C337102-0000 - DIST-550 E. Hospitality Lane	986,044.00	1,143,035.00	156,991.00	15.92%
59-00-03-9026-3645-7099-0C379003-0000 - DIST-550 E. Hospitality Lane EV Charging Stations - Copy	29,000.00	0.00	(29,000.00)	-100.00%
59-00-03-9027-0000-7099-0C337102-0000 - DIST-560 E. Hospitality Lane	1,401,404.00	1,820,223.00	418,819.00	29.89%
59-00-03-9027-3645-7099-0C379003-0000 - DIST-560 E. Hospitality Lane EV Charging Stations - Copy	29,000.00	0.00	(29,000.00)	-100.00%
59-00-03-9028-0000-7099-0C337102-0000 - DIST-658 E. Brier Drive	2,002,902.00	2,237,749.00	234,847.00	11.73%
59-00-03-9028-3645-7099-0C379003-0000 - DIST-658 E. Brier Drive EV Charging Stations - Copy	29,000.00	0.00	(29,000.00)	-100.00%
	4,477,350.00	5,201,007.00	723,657.00	16.16%
Expenditures				
59-00-03-9006-0000-6720-0C337102-0000 - Investment Properties	51,500.00	51,500.00	0.00	0.00%
59-00-03-9026-0000-7099-0C337102-0000 - DIST-550 E. Hospitality Lane	2,508,344.00	4,488,912.00	1,980,568.00	78.96%
59-00-03-9026-3645-7099-0C379003-0000 - DIST-550 E. Hospitality Lane EV Charging Stations - Copy	38,970.93	0.00	(38,970.93)	-100.00%
59-00-03-9027-0000-7099-0C337102-0000 - DIST-560 E. Hospitality Lane	3,736,094.00	1,286,785.00	(2,449,309.00)	-65.56%
59-00-03-9027-3645-7099-0C379003-0000 - DIST-560 E. Hospitality Lane EV Charging Stations - Copy	38,970.93	0.00	(38,970.93)	-100.00%
59-00-03-9028-0000-7099-0C337102-0000 - DIST-658 E. Brier Drive	1,714,943.00	1,095,606.00	(619,337.00)	-36.11%
59-00-03-9028-3645-7099-0C379003-0000 - DIST-658 E. Brier Drive EV Charging Stations - Copy	38,970.93	0.00	(38,970.93)	-100.00%
	8,127,793.79	6,922,803.00	(1,204,990.79)	-14.83%
Total	3,650,443.79	1,721,796.00	(1,928,647.79)	-3.82%



Budget Forecast by Program - Workers Compensation and Self Insurance

Budget Year 2024-2025

Program	2024 Budget	2025 Budget	Change	% Change
Revenue				
78-00-03-9011-0000-6770-0C394402-0000 - Insurance - Logistical Services	1,200,000.00	1,200,000.00	0.00	0.00%
84-50-03-9011-3390-6770-0C338602-0000 - DIST-Self-Insurance Program - Logistical Services	2,532,920.00	2,444,920.00	(88,000.00)	-3.47%
	3,732,920.00	3,644,920.00	(88,000.00)	-2.36%
Expenditures				
78-00-03-9011-0000-6770-0C394402-0000 - Insurance - Logistical Services	1,250,000.00	1,200,000.00	(50,000.00)	-4.00%
84-50-03-9011-3390-6770-0C338602-0000 - DIST-Self-Insurance Program - Logistical Services	5,546,839.00	2,986,865.00	(2,559,974.00)	-46.15%
	6,796,839.00	4,186,865.00	(2,609,974.00)	-38.40%
Total	3,063,919.00	541,945.00	(2,521,974.00)	-25.62%



Budget Forecast by Program - Retiree Benefit

Budget Year 2024-2025

Program	2024 Budget	2025 Budget	Change	% Change
Revenue				
68-00-03-9750-0000-5900-0C338602-0000 - Employee Benefits - Instructional Staff Retiree	41,100.00	60,000.00	18,900.00	45.99%
68-00-03-9750-0000-6740-0C338602-0000 - Employee Benefits - Non-Instructional Retiree	346,600.00	311,000.00	(35,600.00)	-10.27%
	387,700.00	371,000.00	(16,700.00)	-4.31%
Expenditures				
68-00-03-9750-0000-5900-0C338602-0000 - Employee Benefits - Instructional Staff Retiree	13,300.00	60,000.00	46,700.00	351.13%
68-00-03-9750-0000-6740-0C338602-0000 - Employee Benefits - Non-Instructional Retiree	374,400.00	2,811,000.00	2,436,600.00	650.80%
	387,700.00	2,871,000.00	2,483,300.00	640.52%
Total	0.00	2,500,000.00	2,500,000.00	318.11%



Budget Forecast by Program - Associated Students

Budget Year 2024-2025

Program	2024 Budget	2025 Budget	Change	% Change
Revenue				
91-00-01-8200-0000-6960-0A190901-0000 - Associated Students	120,000.00	95,000.00	(25,000.00)	-20.83%
91-00-02-8200-0000-6960-0A290902-0000 - Associated Students	62,155.03	51,000.00	(11,155.03)	-17.95%
	182,155.03	146,000.00	(36,155.03)	-19.85%
Expenditures				
91-00-01-8200-0000-6960-0A190901-0000 - Associated Students	95,000.00	95,000.00	0.00	0.00%
91-00-02-8200-0000-6960-0A290902-0000 - Associated Students	62,155.03	51,000.00	(11,155.03)	-17.95%
	157,155.03	146,000.00	(11,155.03)	-7.10%
Total	(25,000.00)	0.00	25,000.00	-13.94%



Budget Forecast by Program - Student Representation

Budget Year 2024-2025

Program	2024 Budget	2025 Budget	Change	% Change
Revenue				
92-00-01-8200-0000-6960-0A190901-0000 - Student Representation Fee	55,000.00	55,000.00	0.00	0.00%
92-00-02-8200-0000-6960-0A290902-0000 - Student Representation Fee	92,667.84	87,305.00	(5,362.84)	-5.79%
	147,667.84	142,305.00	(5,362.84)	-3.63%
Expenditures				
92-00-01-8200-0000-6960-0A190901-0000 - Student Representation Fee	55,000.00	55,000.00	0.00	0.00%
92-00-02-8200-0000-6960-0A290902-0000 - Student Representation Fee	92,667.84	87,305.00	(5,362.84)	-5.79%
	147,667.84	142,305.00	(5,362.84)	-3.63%
Total	0.00	0.00	0.00	-3.63%



Budget Forecast by Program - Student Body Center Fee

Budget Year 2024-2025

Program	2024 Budget	2025 Budget	Change	% Change
Revenue				
73-50-01-8200-3306-6960-0A190901-0000 - SBVC-Student Body Center Fee	136,592.13	261,622.71	125,030.58	91.54%
73-50-02-8200-3306-6499-0A290902-0000 - CHC-Student Body Center Fee	116,193.00	85,327.42	(30,865.58)	-26.56%
	252,785.13	346,950.13	94,165.00	37.25%
Expenditures				
73-50-01-8200-3306-6960-0A190901-0000 - SBVC-Student Body Center Fee	256,591.73	261,622.71	5,030.98	1.96%
73-50-02-8200-3306-6499-0A290902-0000 - CHC-Student Body Center Fee	116,192.90	85,327.42	(30,865.48)	-26.56%
	372,784.63	346,950.13	(25,834.50)	-6.93%
Total	119,999.50	(0.00)	(119,999.50)	10.92%



Budget Forecast by Program - Financial Aid

Budget Year 2024-2025

Program	2024 Budget	2025 Budget	Change	% Change
Revenue				
94-00-01-8301-0000-6460-0C338006-0000 - Student Financial Aid	22,799,765.00	23,304,732.00	504,967.00	2.21%
94-00-02-8301-0000-6460-0C236102-0000 - Student Financial Aid	6,356,174.00	6,372,680.00	16,506.00	0.26%
	29,155,939.00	29,677,412.00	521,473.00	1.79%
Expenditures				
94-00-01-8301-0000-6460-0C338006-0000 - Student Financial Aid	22,799,765.00	23,304,732.00	504,967.00	2.21%
94-00-02-8301-0000-6460-0C236102-0000 - Student Financial Aid	6,356,174.00	6,372,680.00	16,506.00	0.26%
	29,155,939.00	29,677,412.00	521,473.00	1.79%
Total	0.00	0.00	0.00	1.79%



Budget Forecast by Program - Scholarship and Loan

Budget Year 2024-2025

Program	2024 Budget	2025 Budget	Change	% Change
Revenue				
95-00-01-8208-0000-6960-0C136101-0000 - Psychiatric Technician Scholarship	395.51	395.51	0.00	0.00%
95-00-01-8208-0000-6960-0C338006-0000 - Scholarship and Loan	868,839.49	540,586.49	(328,253.00)	-37.78%
95-00-02-8208-0000-6960-0C236102-0000 - Scholarship and Loan	151,262.00	214,007.00	62,745.00	41.48%
	1,020,497.00	754,989.00	(265,508.00)	-26.02%
Expenditures				
95-00-01-8208-0000-6960-0C136101-0000 - Psychiatric Technician Scholarship	395.51	395.51	0.00	0.00%
95-00-01-8208-0000-6960-0C338006-0000 - Scholarship and Loan	868,839.49	540,586.49	(328,253.00)	-37.78%
95-00-02-8208-0000-6960-0C236102-0000 - Scholarship and Loan	151,262.00	214,007.00	62,745.00	41.48%
	1,020,497.00	754,989.00	(265,508.00)	-26.02%
Total	0.00	0.00	0.00	-26.02%



Budget Forecast by Program - OPEB Trust

Budget Year 2024-2025

Program	2024 Budget	2025 Budget	Change	% Change
Revenue				
71-50-03-0000-0000-6720-0C338006-0000 - OPEB Investment Trust Fund	1,000,000.00	1,000,000.00	0.00	0.00%
	1,000,000.00	1,000,000.00	0.00	0.00%
Expenditures				
71-50-03-0000-0000-6720-0C338006-0000 - OPEB Investment Trust Fund	82,000.00	82,000.00	0.00	0.00%
	82,000.00	82,000.00	0.00	0.00%
Total	(918,000.00)	(918,000.00)	0.00	0.00%



Budget Forecast by Program - PARS Trust

Budget Year 2024-2025

Program	2024 Budget	2025 Budget	Change	% Change
Revenue				
77-50-03-0000-0000-6720-0C338006-0000 - PARS Investment Trust Fund	5,050,000.00	5,400,000.00	350,000.00	6.93%
	5,050,000.00	5,400,000.00	350,000.00	6.93%
Expenditures				
77-50-03-0000-0000-6720-0C338006-0000 - PARS Investment Trust Fund	4,157,724.00	5,202,000.00	1,044,276.00	25.12%
	4,157,724.00	5,202,000.00	1,044,276.00	25.12%
Total	(892,276.00)	(198,000.00)	694,276.00	15.14%



Budget Forecast by Program - Student Clubs and Trusts

Budget Year 2024-2025

Program	2024 Budget	2025 Budget	Change	% Change
Revenue				
99-00-01-0000-0000-0000-0C338006-0000 - Student Clubs and Trusts	208,491.69	143,159.81	(65,331.88)	-31.34%
99-00-01-7001-0000-6960-0A150710-0000 - Theatre Program Trust	0.00	19,237.00	19,237.00	100.00%
99-00-01-7082-0000-6960-0A150706-0000 - SBVC CPR Card Trust	(2,120.)	0.00	2,120.00	-100.00%
99-00-02-6960-0000-6960-0A290902-0000 - Aquatics Club	715.18	715.00	(0.18)	-0.03%
99-00-02-6961-0000-6960-0A290902-0000 - Beta II Club	1,986.92	1,986.92	0.00	0.00%
99-00-02-6962-0000-6960-0A290902-0000 - Biology Club	1,031.18	1,031.00	(0.18)	-0.02%
99-00-02-6963-0000-6960-0A250710-0000 - A&P Theatre Guild	2,581.21	2,581.00	(0.21)	-0.01%
99-00-02-6964-0000-6960-0A250710-0000 - Jazz Festival	409.84	409.84	0.00	0.00%
99-00-02-6965-0000-6960-0C246909-0000 - CHC Alumni Association	20.00	0.00	(20.00)	-100.00%
99-00-02-6966-0000-6960-0A250602-0000 - CPR Training Center	47,786.84	25,197.00	(22,589.84)	-47.27%
99-00-02-6967-0000-6960-0A290902-0000 - Mecha Club	745.52	745.52	0.00	0.00%
99-00-02-6968-0000-6960-0A290902-0000 - Gala Club	52.93	52.93	0.00	0.00%
99-00-02-6969-0000-6960-0A290902-0000 - Health Science Club	88.85	88.85	0.00	0.00%
99-00-02-6970-0000-6960-0A290902-0000 - Psychology Club	920.00	920.00	0.00	0.00%
99-00-02-6971-0000-6960-0A250710-0000 - Sand Canyon Review	1,035.00	1,035.00	0.00	0.00%
99-00-02-6972-0000-6960-0A290902-0000 - Sociology Club	53.00	53.00	0.00	0.00%
99-00-02-6973-0000-6960-0A290902-0000 - Walking Tall Club	50.00	50.00	0.00	0.00%
99-00-02-6974-0000-6960-0C246909-0000 - CH Compser's Collective Club	83.69	0.00	(83.69)	-100.00%
99-00-02-6975-0000-6960-0A290902-0000 - Lunafira Club	243.44	243.00	(0.44)	-0.18%
99-00-02-6976-0000-6960-0A290902-0000 - American Sign Language Club	187.49	187.00	(0.49)	-0.26%
99-00-02-6977-0000-6960-0C246909-0000 - Repeat Course Trust	3,267.50	0.00	(3,267.50)	-100.00%
99-00-02-6978-0000-6960-0C246909-0000 - The Baroque Society	69.73	0.00	(69.73)	-100.00%
99-00-02-6979-0000-6960-0A250602-0000 - Child Development & Education Club	1,269.99	1,269.99	0.00	0.00%
99-00-02-6980-0000-6960-0A290902-0000 - Alpha Gamma Sigma Club	4,595.74	4,595.74	0.00	0.00%
99-00-02-6981-0000-6960-0A290902-0000 - Obsidian Dance Club	600.00	600.00	0.00	0.00%



Budget Forecast by Program - Student Clubs and Trusts

Budget Year 2024-2025

Program	2024 Budget	2025 Budget	Change	% Change
99-00-02-6982-0000-6960-0C246909-0000 - Paramedic Trust	6,675.00	0.00	(6,675.00)	-100.00%
99-00-02-6983-0000-6960-0C246909-0000 - Fire Safety Trust	1,545.02	0.00	(1,545.02)	-100.00%
99-00-02-6984-0000-6960-0A290902-0000 - CHC Silver Anniversary	142.26	142.00	(0.26)	-0.18%
99-00-02-6985-0000-6960-0A290902-0000 - CHC Art Club	917.50	917.50	0.00	0.00%
99-00-02-6986-0000-6960-0A290902-0000 - Phi Beta Lambda	96.75	96.75	0.00	0.00%
99-00-02-6987-0000-6960-0A290902-0000 - Possibilities Club	100.00	100.00	0.00	0.00%
99-00-02-6988-0000-6960-0C246909-0000 - Information Technology Trust	1,064.86	0.00	(1,064.86)	-100.00%
99-00-02-6989-0000-6960-0C246909-0000 - Duane Stemple Trust	484.33	0.00	(484.33)	-100.00%
99-00-02-6990-0000-6960-0A290902-0000 - Terrestrial Investigation Trust	863.64	863.64	0.00	0.00%
99-00-02-6991-0000-6960-0A290902-0000 - Computer Science & Tech. Club	100.00	100.00	0.00	0.00%
99-00-02-6992-0000-6960-0A290902-0000 - The Lighthouse Club	83.91	83.91	0.00	0.00%
99-00-02-6993-0000-6960-0A290902-0000 - S.T.E.M G.I.R.L Club	794.45	794.00	(0.45)	-0.06%
99-00-02-6994-0000-6960-0A290902-0000 - Math Club	933.29	933.00	(0.29)	-0.03%
99-00-02-6995-0000-6960-0C246909-0000 - CD Center Trust	352.64	0.00	(352.64)	-100.00%
99-00-02-6996-0000-6960-0A250602-0000 - CHC Paramedic Association	835.70	835.70	0.00	0.00%
99-00-02-6997-0000-6960-0A290902-0000 - CH Arts League Club	1,211.56	1,211.56	0.00	0.00%
99-00-02-6998-0000-6960-0A290902-0000 - Anime Manga Club	300.00	300.00	0.00	0.00%
99-00-02-6999-0000-6960-0A290902-0000 - Veterans Club	148.93	148.93	0.00	0.00%
99-00-02-7000-0000-6960-0A290902-0000 - Circle K Club	50.00	50.00	0.00	0.00%
99-00-02-7001-0000-6960-0A290902-0000 - Herbivore Club	303.50	303.50	0.00	0.00%
99-00-02-7002-0000-6960-0A290902-0000 - Metaphysical Explores Club	48.51	48.51	0.00	0.00%
	291,217.59	211,087.60	(80,129.99)	-27.52%
Expenditures				
99-00-01-6961-0000-6960-0A190901-0000 - Alpha Gamma Sigma Club	739.47	500.00	(239.47)	-32.38%
99-00-01-6963-0000-6960-0A190901-0000 - Caduceus Club	1,403.78	0.00	(1,403.78)	-100.00%
99-00-01-6964-0000-6960-0A190901-0000 - Art Club	5,467.85	4,300.00	(1,167.85)	-21.36%
99-00-01-6965-0000-6960-0A190901-0000 - Architectural Club	136.79	136.79	0.00	0.00%



Budget Forecast by Program - Student Clubs and Trusts

Budget Year 2024-2025

Program	2024 Budget	2025 Budget	Change	% Change
99-00-01-6966-0000-6960-0A190901-0000 - Tumaini Club	1,453.94	1,084.00	(369.94)	-25.44%
99-00-01-6967-0000-6960-0A190901-0000 - History Club	648.97	648.97	0.00	0.00%
99-00-01-6969-0000-6960-0A190901-0000 - Sexuality and Gender Acceptance Club	391.67	391.00	(0.67)	-0.17%
99-00-01-6970-0000-6960-0A190901-0000 - Machine Technical Trust	12.41	0.00	(12.41)	-100.00%
99-00-01-6973-0000-6960-0A190901-0000 - Awards Celebration Trust	95.00	0.00	(95.00)	-100.00%
99-00-01-6974-0000-6960-0A190901-0000 - Black Student Union	4,411.05	4,400.00	(11.05)	-0.25%
99-00-01-6976-0000-6960-0A190901-0000 - PDC Econ. Advance Proj.	1,326.71	0.00	(1,326.71)	-100.00%
99-00-01-6977-0000-6960-0A190901-0000 - International Student Trust	310.00	0.00	(310.00)	-100.00%
99-00-01-6978-0000-6960-0A190901-0000 - Camp. Crusade for Christ	476.30	0.00	(476.30)	-100.00%
99-00-01-6979-0000-6960-0A190901-0000 - Comedy Club	22.00	0.00	(22.00)	-100.00%
99-00-01-6980-0000-6960-0A190901-0000 - Culteral Diversity Book Trust	225.00	0.00	(225.00)	-100.00%
99-00-01-6981-0000-6960-0A190901-0000 - R.N Student Rep. Trust	40.00	0.00	(40.00)	-100.00%
99-00-01-6982-0000-6960-0A190901-0000 - Mike Todd Jr. Trust	38.64	0.00	(38.64)	-100.00%
99-00-01-6983-0000-6960-0A190901-0000 - AIDS Education Trust	78.97	0.00	(78.97)	-100.00%
99-00-01-6985-0000-6960-0A190901-0000 - Nursing Alumni Trust	2,276.73	0.00	(2,276.73)	-100.00%
99-00-01-6986-0000-6960-0A190901-0000 - Mecha Club	2,209.30	2,209.00	(0.30)	-0.01%
99-00-01-6988-0000-6960-0A151701-0000 - Volleyball Trust	1,083.50	314.84	(768.66)	-70.94%
99-00-01-6989-0000-6960-0A190901-0000 - Student Life Trust	21,330.08	10,690.63	(10,639.45)	-49.88%
99-00-01-6990-0000-6960-0A151701-0000 - Baseball Trust	0.87	0.87	0.00	0.00%
99-00-01-6991-0000-6960-0A151701-0000 - Sports Medicine Trust	278.83	0.00	(278.83)	-100.00%
99-00-01-6992-0000-6960-0A151701-0000 - Track & Cross Country	3,257.54	2,380.21	(877.33)	-26.93%
99-00-01-6993-0000-6960-0A190901-0000 - Inter Club Council	14,513.71	1,000.00	(13,513.71)	-93.11%
99-00-01-6994-0000-6960-0C195201-0000 - Misc. Clearing	2,505.65	0.00	(2,505.65)	-100.00%
99-00-01-6995-0000-6960-0A151701-0000 - Women's Basketball Trust	6,821.56	0.00	(6,821.56)	-100.00%
99-00-01-6996-0000-6960-0A190901-0000 - Child Care Parents Club	17.30	0.00	(17.30)	-100.00%
99-00-01-6997-0000-6960-0A151701-0000 - Baseball Ring Trust	355.00	355.00	0.00	0.00%
99-00-01-6998-0000-6960-0A150707-0000 - Sun Room Tips Trust	33,347.71	33,348.00	0.29	0.00%



Budget Forecast by Program - Student Clubs and Trusts

Budget Year 2024-2025

Program	2024 Budget	2025 Budget	Change	% Change
99-00-01-6999-0000-6960-0A190901-0000 - Science and Math Trust	570.10	0.00	(570.10)	-100.00%
99-00-01-7000-0000-6960-0A190901-0000 - Auto Collision Club	2.28	2.28	0.00	0.00%
99-00-01-7001-0000-6960-0A150710-0000 - Theatre Program Trust	23,714.83	19,237.00	(4,477.83)	-18.88%
99-00-01-7003-0000-6960-0A150710-0000 - Arrowhead Newspaper Trust	870.92	870.00	(0.92)	-0.11%
99-00-01-7004-0000-6960-0C185112-0000 - Child Development Trust	3,540.39	3,540.39	0.00	0.00%
99-00-01-7006-0000-6960-0A190901-0000 - Culinary Arts Club	1,933.05	1,930.00	(3.05)	-0.16%
99-00-01-7007-0000-6960-0A190901-0000 - American Sign Language Program Trust	2,652.53	2,652.53	0.00	0.00%
99-00-01-7009-0000-6960-0A190901-0000 - ICC Funding Request Club	17,854.80	6,500.00	(11,354.80)	-63.60%
99-00-01-7010-0000-6960-0A150710-0000 - Humanities Div. Performing Arts Fund	19,971.98	19,971.00	(0.98)	0.00%
99-00-01-7011-0000-6960-0C338006-0000 - Academic Senate Refreshments Trust	17.84	0.00	(17.84)	-100.00%
99-00-01-7012-0000-6960-0C338006-0000 - Black History Trust	77.76	0.00	(77.76)	-100.00%
99-00-01-7013-0000-6960-0C338006-0000 - PE Fund Trust	5,229.23	0.00	(5,229.23)	-100.00%
99-00-01-7014-0000-6960-0A190901-0000 - Human Services Club	1,365.56	1,365.00	(0.56)	-0.04%
99-00-01-7015-0000-6960-0A190901-0000 - Student Assistant Program Trust	7,610.34	0.00	(7,610.34)	-100.00%
99-00-01-7017-0000-6960-0A190901-0000 - Veterans Club	194.59	194.59	0.00	0.00%
99-00-01-7018-0000-6960-0A150710-0000 - Sigma Delta Mu Trust	1,736.97	1,736.00	(0.97)	-0.06%
99-00-01-7021-0000-6960-0A190901-0000 - Mind and Matter Club	529.39	302.86	(226.53)	-42.79%
99-00-01-7022-0000-6960-0A190901-0000 - Financial Aid Trust	520.64	0.00	(520.64)	-100.00%
99-00-01-7023-0000-6960-0A190901-0000 - Spring Teaching Symposium Trust	1,212.90	0.00	(1,212.90)	-100.00%
99-00-01-7024-0000-6960-0A150710-0000 - Honors Program Trust	126.62	126.00	(0.62)	-0.49%
99-00-01-7025-0000-6960-0A151701-0000 - Athletics Trust	226.07	226.07	0.00	0.00%
99-00-01-7026-0000-6960-0A190901-0000 - The Puente Club	2,093.36	2,093.00	(0.36)	-0.02%
99-00-01-7028-0000-6960-0A190901-0000 - Talking Hands	605.00	600.00	(5.00)	-0.83%
99-00-01-7030-0000-6960-0A151701-0000 - Men's Soccer Trust	1,157.69	1,157.69	0.00	0.00%
99-00-01-7031-0000-6960-0A190901-0000 - Computer Science and Computer Engineering Club	1,343.86	1,343.00	(0.86)	-0.06%
99-00-01-7032-0000-6960-0A190901-0000 - VICA Trust	371.00	0.00	(371.00)	-100.00%
99-00-01-7034-0000-6960-0A190901-0000 - Electronics Dept. Trust	356.31	0.00	(356.31)	-100.00%



Budget Forecast by Program - Student Clubs and Trusts

Budget Year 2024-2025

Program	2024 Budget	2025 Budget	Change	% Change
99-00-01-7038-0000-6960-0C338006-0000 - SBCCD Managers Association Trust	711.01	711.01	0.00	0.00%
99-00-01-7040-0000-6960-0A191401-0000 - Transfer Center Trust	429.45	0.00	(429.45)	-100.00%
99-00-01-7041-0000-6960-0A190901-0000 - Zero Kelvin	2,235.83	2,235.83	0.00	0.00%
99-00-01-7043-0000-6960-0A150710-0000 - Art Dept. Trust	6,735.95	5,870.00	(865.95)	-12.86%
99-00-01-7044-0000-6960-0A190901-0000 - Performing Arts Club	1,436.24	1,436.00	(0.24)	-0.02%
99-00-01-7045-0000-6960-0A150710-0000 - Media Academy Trust	56.60	56.00	(0.60)	-1.06%
99-00-01-7046-0000-6960-0A190901-0000 - Psych Tech Class of Aug	12.04	12.04	0.00	0.00%
99-00-01-7047-0000-6960-0A151701-0000 - Women's Tennis Trust	426.83	0.00	(426.83)	-100.00%
99-00-01-7049-0000-6960-0A190901-0000 - Costa Rica Trust	21.65	0.00	(21.65)	-100.00%
99-00-01-7051-0000-6960-0A190901-0000 - Psych Tech of December	0.65	0.65	0.00	0.00%
99-00-01-7054-0000-6960-0C337102-0000 - SBCCD Hospitality Pepsi Trust	4,003.65	3,852.31	(151.34)	-3.78%
99-00-01-7055-0000-6960-0C337102-0000 - SBCCD Hospitality Vendor Acct.	12,104.27	14,544.27	2,440.00	20.16%
99-00-01-7056-0000-6960-0A190901-0000 - S.E.E.D	613.15	515.79	(97.36)	-15.88%
99-00-01-7057-0000-6960-0A151701-0000 - Men's Basketball Trust	778.37	778.37	0.00	0.00%
99-00-01-7058-0000-6960-0A151701-0000 - Softball Trust	1,845.40	1,845.40	0.00	0.00%
99-00-01-7059-0000-6960-0A191101-0000 - Career Services Trust	6,037.35	0.00	(6,037.35)	-100.00%
99-00-01-7060-0000-6960-0A190901-0000 - Writers Block Trust	231.00	231.00	0.00	0.00%
99-00-01-7061-0000-6960-0C338006-0000 - SBVC Progressives	20.00	0.00	(20.00)	-100.00%
99-00-01-7063-0000-6960-0A190901-0000 - Guardian Scholar's Club	887.55	887.55	0.00	0.00%
99-00-01-7065-0000-6960-0A190901-0000 - SCTA - Student California Teachers Association	300.00	300.00	0.00	0.00%
99-00-01-7066-0000-6960-0A190901-0000 - Aeronautics Club	499.99	499.90	(0.09)	-0.02%
99-00-01-7067-0000-6960-0A190901-0000 - Media Club	499.99	499.00	(0.99)	-0.20%
99-00-01-7076-0000-6960-0A190901-0000 - Valley Student Nurses Association	905.40	704.87	(200.53)	-22.15%
99-00-01-7077-0000-6960-0A150710-0000 - Gresham Gallery Trust	620.00	620.00	0.00	0.00%
99-00-01-7078-0000-6960-0A190901-0000 - SBVC Networking Club	359.50	359.00	(0.50)	-0.14%
99-00-01-7079-0000-6960-0A190901-0000 - Xochipilli Sacred Ethnobotany Club	200.00	331.00	131.00	65.50%
99-00-01-7080-0000-6960-0A190901-0000 - Anime Club	210.00	0.00	(210.00)	-100.00%



Budget Forecast by Program - Student Clubs and Trusts

Budget Year 2024-2025

Program	2024 Budget	2025 Budget	Change	% Change
99-00-01-7081-0000-6960-0A190901-0000 - Twisted Taste Club	599.99	0.00	(599.99)	-100.00%
99-00-01-7082-0000-6960-0A150706-0000 - SBVC CPR Card Trust	2,120.00	0.00	(2,120.00)	-100.00%
99-00-01-7085-0000-6960-0A190901-0000 - Pasefika Student Union (PSU)	499.99	499.90	(0.09)	-0.02%
99-00-02-6960-0000-6960-0A290902-0000 - Aquatics Club	715.18	715.00	(0.18)	-0.03%
99-00-02-6961-0000-6960-0A290902-0000 - Beta II Club	1,986.92	1,986.92	0.00	0.00%
99-00-02-6962-0000-6960-0A290902-0000 - Biology Club	1,031.18	1,031.00	(0.18)	-0.02%
99-00-02-6963-0000-6960-0A250710-0000 - A&P Theatre Guild	2,581.21	2,581.00	(0.21)	-0.01%
99-00-02-6964-0000-6960-0A250710-0000 - Jazz Festival	409.84	409.84	0.00	0.00%
99-00-02-6965-0000-6960-0C246909-0000 - CHC Alumni Association	20.00	0.00	(20.00)	-100.00%
99-00-02-6966-0000-6960-0A250602-0000 - CPR Training Center	47,786.84	25,197.00	(22,589.84)	-47.27%
99-00-02-6967-0000-6960-0A290902-0000 - Mecha Club	745.52	745.52	0.00	0.00%
99-00-02-6968-0000-6960-0A290902-0000 - Gala Club	52.93	52.93	0.00	0.00%
99-00-02-6969-0000-6960-0A290902-0000 - Health Science Club	88.85	88.85	0.00	0.00%
99-00-02-6970-0000-6960-0A290902-0000 - Psychology Club	920.00	920.00	0.00	0.00%
99-00-02-6971-0000-6960-0A250710-0000 - Sand Canyon Review	1,035.00	1,035.00	0.00	0.00%
99-00-02-6972-0000-6960-0A290902-0000 - Sociology Club	53.00	53.00	0.00	0.00%
99-00-02-6973-0000-6960-0A290902-0000 - Walking Tall Club	50.00	50.00	0.00	0.00%
99-00-02-6974-0000-6960-0C246909-0000 - CH Compser's Collective Club	83.69	0.00	(83.69)	-100.00%
99-00-02-6975-0000-6960-0A290902-0000 - Lunafira Club	243.44	243.00	(0.44)	-0.18%
99-00-02-6976-0000-6960-0A290902-0000 - American Sign Language Club	187.49	187.00	(0.49)	-0.26%
99-00-02-6977-0000-6960-0C246909-0000 - Repeat Course Trust	3,267.50	0.00	(3,267.50)	-100.00%
99-00-02-6978-0000-6960-0C246909-0000 - The Baroque Society	69.73	0.00	(69.73)	-100.00%
99-00-02-6979-0000-6960-0A250602-0000 - Child Development & Education Club	1,269.99	1,269.99	0.00	0.00%
99-00-02-6980-0000-6960-0A290902-0000 - Alpha Gamma Sigma Club	4,595.74	4,595.74	0.00	0.00%
99-00-02-6981-0000-6960-0A290902-0000 - Obsidian Dance Club	600.00	600.00	0.00	0.00%
99-00-02-6982-0000-6960-0C246909-0000 - Paramedic Trust	6,675.00	0.00	(6,675.00)	-100.00%
99-00-02-6983-0000-6960-0C246909-0000 - Fire Safety Trust	1,545.02	0.00	(1,545.02)	-100.00%



Budget Forecast by Program - Student Clubs and Trusts

Budget Year 2024-2025

Program	2024 Budget	2025 Budget	Change	% Change
99-00-02-6984-0000-6960-0A290902-0000 - CHC Silver Anniversary	142.26	142.00	(0.26)	-0.18%
99-00-02-6985-0000-6960-0A290902-0000 - CHC Art Club	917.50	917.50	0.00	0.00%
99-00-02-6986-0000-6960-0A290902-0000 - Phi Beta Lambda	96.75	96.75	0.00	0.00%
99-00-02-6987-0000-6960-0A290902-0000 - Possibilities Club	100.00	100.00	0.00	0.00%
99-00-02-6988-0000-6960-0C246909-0000 - Information Technology Trust	1,064.86	0.00	(1,064.86)	-100.00%
99-00-02-6989-0000-6960-0C246909-0000 - Duane Stemple Trust	484.33	0.00	(484.33)	-100.00%
99-00-02-6990-0000-6960-0A290902-0000 - Terrestrial Investigation Trust	863.64	863.64	0.00	0.00%
99-00-02-6991-0000-6960-0A290902-0000 - Computer Science & Tech. Club	100.00	100.00	0.00	0.00%
99-00-02-6992-0000-6960-0A290902-0000 - The Lighthouse Club	83.91	83.91	0.00	0.00%
99-00-02-6993-0000-6960-0A290902-0000 - S.T.E.M G.I.R.L Club	794.45	794.00	(0.45)	-0.06%
99-00-02-6994-0000-6960-0A290902-0000 - Math Club	933.29	933.00	(0.29)	-0.03%
99-00-02-6995-0000-6960-0C246909-0000 - CD Center Trust	352.64	0.00	(352.64)	-100.00%
99-00-02-6996-0000-6960-0A250602-0000 - CHC Paramedic Association	835.70	835.70	0.00	0.00%
99-00-02-6997-0000-6960-0A290902-0000 - CH Arts League Club	1,211.56	1,211.56	0.00	0.00%
99-00-02-6998-0000-6960-0A290902-0000 - Anime Manga Club	300.00	300.00	0.00	0.00%
99-00-02-6999-0000-6960-0A290902-0000 - Veterans Club	148.93	148.93	0.00	0.00%
99-00-02-7000-0000-6960-0A290902-0000 - Circle K Club	50.00	50.00	0.00	0.00%
99-00-02-7001-0000-6960-0A290902-0000 - Herbivore Club	303.50	303.50	0.00	0.00%
99-00-02-7002-0000-6960-0A290902-0000 - Metaphysical Explores Club	48.51	48.51	0.00	0.00%
	331,410.09	211,087.40	(120,322.69)	-36.31%
Total	40,192.50	(0.20)	(40,192.70)	-32.19%



Budget Forecast by Program - KVCR

Budget Year 2024-2025

Program	2024 Budget	2025 Budget	Change	% Change
Revenue				
74-00-03-8109-0000-7099-0C334200-0000 - Radio	1,252,200.00	1,481,228.00	229,028.00	18.29%
74-00-03-8110-0000-7099-0C334200-0000 - Television	2,205,681.54	2,912,000.00	706,318.46	32.02%
74-00-03-8125-0000-7099-0C334200-0000 - KVCR, General	500,000.00	200,000.00	(300,000.00)	-60.00%
74-50-03-8109-3141-7099-0C334200-0000 - DIST-Legacy Funds - Radio	33,902.00	7,500.00	(26,402.00)	-77.88%
74-50-03-8109-3701-7099-0C334200-0000 - Radio - CIELO Fund	38,000.00	6,000.00	(32,000.00)	-84.21%
74-50-03-8110-1359-7099-0C334200-0000 - KVCR - Omnibus Grant	991,337.31	197,711.00	(793,626.31)	-80.06%
74-50-03-8110-2327-7099-0C334200-0000 - KVCR AB-132 Postsecondary Education Bill	1,064,879.00	1,062,352.00	(2,527.00)	-0.24%
74-50-03-8110-2600-7099-0C334200-0000 - DIST-High Road Construction Careers Resilient Workforce Fund	180,000.00	169,090.00	(10,910.00)	-6.06%
74-50-03-8110-2652-7099-0C334200-0000 - DIST-Opportunity Adult Career Pathway Program (OYACP)	0.00	70,000.00	70,000.00	100.00%
74-50-03-8110-2654-7099-0C334200-0000 - DIST-IEHP - KVCR TV Health Show	0.00	220,000.00	220,000.00	100.00%
74-50-03-8110-3017-7099-0C334200-0000 - DIST-CPB Interconn FY2021	56.00	0.00	(56.00)	-100.00%
74-50-03-8110-3020-7099-0C334200-0000 - DIST-TV CPB Interconn FY24	0.00	7,673.00	7,673.00	100.00%
74-50-03-8110-3026-7099-0C334200-0000 - DIST-CPB Interconn	1,830.00	0.00	(1,830.00)	-100.00%
74-50-03-8110-3109-7099-0C334200-0000 - DIST-CPB/CSG TV Grant FY24	437,398.00	30,000.00	(407,398.00)	-93.14%
74-50-03-8110-3113-7099-0C334200-0000 - DIST-CPB/CSG TV Grant FY24	0.00	466,650.00	466,650.00	100.00%
74-50-03-8110-3128-7099-0C334200-0000 - DIST-USSG Grant FY24	0.00	3,112.00	3,112.00	100.00%
74-50-03-8110-3295-7099-0C334200-0000 - KVCR - Redlands Bowl Performing Arts	15,000.00	18,200.00	3,200.00	21.33%
74-50-03-8110-3322-7099-0C334200-0000 - KVCR/SBCSS Production Services	1,046,477.00	423,364.31	(623,112.69)	-59.54%
74-50-03-8110-3370-7099-0C334200-0000 - The Frieda Berlinski Foundation	18,000.00	7,000.00	(11,000.00)	-61.11%
74-50-03-8110-3708-7099-0C334200-0000 - DIST-IECF Creative Corps	86,000.00	38,000.00	(48,000.00)	-55.81%
74-50-03-8110-3714-7099-0C334200-0000 - DIST- KVCR Production - Lopez vs Secombe	0.00	25,000.00	25,000.00	100.00%
74-50-03-8110-3719-7099-0C334200-0000 - DIST-The California Endowment	25,000.00	9,000.00	(16,000.00)	-64.00%
74-50-03-8110-3721-7099-0C334200-0000 - DIST-Outreach and Education Subgrant - LMC	10,000.00	10,000.00	0.00	0.00%
74-50-03-8124-0000-7099-0C334200-0000 - KVCR/FNX	829,000.00	697,500.00	(131,500.00)	-15.86%
74-50-03-8124-3702-7099-0C334200-0000 - KVCR/FNX - San Manuel Grant	50,050.00	0.00	(50,050.00)	-100.00%



Budget Forecast by Program - KVCR

Budget Year 2024-2025

Program	2024 Budget	2025 Budget	Change	% Change
74-50-03-8124-3723-7099-OC334200-0000 - KVCR/FNX - San Manuel Band of Mission Indians - FNC	0.00	1,500,000.00	1,500,000.00	100.00%
74-50-03-8125-3142-7099-OC334200-0000 - DIST-Autism Funds-02	16,232.00	16,232.00	0.00	0.00%
74-50-03-8125-3373-7099-OC334200-0000 - KVCR Internship Program/Kitchell Foundation	47,030.00	13,000.00	(34,030.00)	-72.36%
74-50-35-8110-3027-7099-OC334200-0000 - DIST-CPB Interconn	4,548.00	0.00	(4,548.00)	-100.00%
74-50-35-8110-3116-7099-OC334200-0000 - DIST-CPB/CSF Grant	3,243.00	0.00	(3,243.00)	-100.00%
74-50-35-8110-3121-7099-OC334200-0000 - DIST-Univ Service Support	240.00	0.00	(240.00)	-100.00%
74-50-35-8110-3139-7099-OC334200-0000 - Uncovered in the Archives	7,584.00	0.00	(7,584.00)	-100.00%
74-50-35-8125-3144-7099-OC334200-0000 - Veterans Initiative	47,651.00	45,000.00	(2,651.00)	-5.56%
	8,911,338.85	9,635,612.31	724,273.46	8.13%
Expenditures				
74-00-03-8109-0000-7099-OC334200-0000 - Radio	838,153.59	1,070,884.38	232,730.79	27.77%
74-00-03-8110-0000-7099-OC334200-0000 - Television	1,821,508.26	2,369,949.95	548,441.68	30.11%
74-00-03-8125-0000-7099-OC334200-0000 - KVCR, General	1,150,346.03	1,132,453.14	(17,892.89)	-1.56%
74-50-03-8109-3141-7099-OC334200-0000 - DIST-Legacy Funds - Radio	33,902.00	7,500.00	(26,402.00)	-77.88%
74-50-03-8109-3701-7099-OC334200-0000 - Radio - CIELO Fund	38,000.00	6,000.00	(32,000.00)	-84.21%
74-50-03-8110-1359-7099-OC334200-0000 - KVCR - Omnibus Grant	991,337.65	197,711.14	(793,626.51)	-80.06%
74-50-03-8110-2327-7099-OC334200-0000 - KVCR AB-132 Postsecondary Education Bill	1,064,879.00	1,062,352.13	(2,526.87)	-0.24%
74-50-03-8110-2600-7099-OC334200-0000 - DIST-High Road Construction Careers Resilient Workforce Fund	180,000.00	169,090.00	(10,910.00)	-6.06%
74-50-03-8110-2652-7099-OC334200-0000 - DIST-Opportunity Adult Career Pathway Program (OYACP)	0.00	70,000.00	70,000.00	100.00%
74-50-03-8110-2654-7099-OC334200-0000 - DIST-IEHP - KVCR TV Health Show	0.00	220,000.00	220,000.00	100.00%
74-50-03-8110-3017-7099-OC334200-0000 - DIST-CPB Interconn FY2021	55.63	0.00	(55.63)	-100.00%
74-50-03-8110-3020-7099-OC334200-0000 - DIST-TV CPB Interconn FY24	0.00	7,673.00	7,673.00	100.00%
74-50-03-8110-3026-7099-OC334200-0000 - DIST-CPB Interconn	1,830.00	0.00	(1,830.00)	-100.00%
74-50-03-8110-3109-7099-OC334200-0000 - DIST-CPB/CSG TV Grant FY24	437,398.00	30,000.00	(407,398.00)	-93.14%
74-50-03-8110-3113-7099-OC334200-0000 - DIST-CPB/CSG TV Grant FY24	0.00	466,650.00	466,650.00	100.00%
74-50-03-8110-3128-7099-OC334200-0000 - DIST-USSG Grant FY24	0.00	3,112.00	3,112.00	100.00%
74-50-03-8110-3295-7099-OC334200-0000 - KVCR - Redlands Bowl Performing Arts	15,000.00	18,200.00	3,200.00	21.33%



Budget Forecast by Program - KVCR

Budget Year 2024-2025

Program	2024 Budget	2025 Budget	Change	% Change
74-50-03-8110-3322-7099-0C334200-0000 - KVCR/SBCSS Production Services	1,046,477.44	423,364.00	(623,113.44)	-59.54%
74-50-03-8110-3370-7099-0C334200-0000 - The Frieda Berlinski Foundation	18,000.00	7,000.00	(11,000.00)	-61.11%
74-50-03-8110-3708-7099-0C334200-0000 - DIST-IECF Creative Corps	86,000.00	38,000.00	(48,000.00)	-55.81%
74-50-03-8110-3714-7099-0C334200-0000 - DIST- KVCR Production - Lopez vs Secombe	0.00	25,000.00	25,000.00	100.00%
74-50-03-8110-3719-7099-0C334200-0000 - DIST-The California Endowment	25,000.00	9,000.00	(16,000.00)	-64.00%
74-50-03-8110-3721-7099-0C334200-0000 - DIST-Outreach and Education Subgrant - LMC	10,000.00	10,000.00	0.00	0.00%
74-50-03-8124-0000-7099-0C334200-0000 - KVCR/FNX	760,199.25	698,220.16	(61,979.09)	-8.15%
74-50-03-8124-3702-7099-0C334200-0000 - KVCR/FNX - San Manuel Grant	50,050.00	0.00	(50,050.00)	-100.00%
74-50-03-8124-3723-7099-0C334200-0000 - KVCR/FNX - San Manuel Band of Mission Indians - FNC	0.00	1,500,000.00	1,500,000.00	100.00%
74-50-03-8125-3142-7099-0C334200-0000 - DIST-Autism Funds-02	16,232.00	16,232.00	0.00	0.00%
74-50-03-8125-3373-7099-0C334200-0000 - KVCR Internship Program/Kitchell Foundation	47,030.00	13,000.00	(34,030.00)	-72.36%
74-50-35-8110-3027-7099-0C334200-0000 - DIST-CPB Interconn	4,548.00	0.00	(4,548.00)	-100.00%
74-50-35-8110-3116-7099-0C334200-0000 - DIST-CPB/CSF Grant	3,243.00	0.00	(3,243.00)	-100.00%
74-50-35-8110-3121-7099-0C334200-0000 - DIST-Univ Service Support	240.00	0.00	(240.00)	-100.00%
74-50-35-8110-3139-7099-0C334200-0000 - Uncovered in the Archives	7,584.00	0.00	(7,584.00)	-100.00%
74-50-35-8125-3144-7099-0C334200-0000 - Veterans Initiative	47,651.00	45,000.00	(2,651.00)	-5.56%
	8,694,664.86	9,616,391.90	921,727.04	10.60%
Total	(216,673.99)	(19,220.41)	197,453.58	9.35%



Budget Forecast by Program - Inland Futures Foundation

Budget Year 2024-2025

Program	2024 Budget	2025 Budget	Change	% Change
Revenue				
79-00-03-8109-0000-7099-0C334200-0000 - Inland Futures Foundation - Radio	677,000.00	739,453.00	62,453.00	9.22%
79-00-03-8110-0000-7099-0C334200-0000 - Inland Futures Foundation - TV	692,000.00	744,000.00	52,000.00	7.51%
	1,369,000.00	1,483,453.00	114,453.00	8.36%
Expenditures				
79-00-03-8109-0000-7099-0C334200-0000 - Inland Futures Foundation - Radio	677,000.00	739,453.00	62,453.00	9.22%
79-00-03-8110-0000-7099-0C334200-0000 - Inland Futures Foundation - TV	692,000.00	744,000.00	52,000.00	7.51%
	1,369,000.00	1,483,453.00	114,453.00	8.36%
Total	0.00	0.00	0.00	8.36%

SAN BERNARDINO COMMUNITY COLLEGE DISTRICT

TO: Board of Trustees

FROM: Dr. Diana Z. Rodriguez, Chancellor

REVIEWED BY: Dr. Gilbert Contreras, President, San Bernardino Valley College

PREPARED BY: Dr. Dina Humble, Vice President of Instruction, San Bernardino Valley College

DATE: September 12, 2024

SUBJECT: Revised Diaper and Wipe Policy in the SBVC Child Development Center Parent Handbook

RECOMMENDATION

It is recommended that the Board of Trustees approve the revised state mandated policy.

OVERVIEW

The California Department of Education - Early Education and Support Division (CDE - EESD) along with the California Department of Social Services are the funding source and administrators of SBVC's California State Preschool Program (CSPP) and General Child Care Program (CCTR) named Child Development Center. The California Department of Social Services provides regulations for childcare centers. Updates that are reflected in the Child Development Handbook align with the State regulations (Title 5) and Licensing CDSS (Title 22).

Diaper and Wipe Policy: San Bernardino Valley College Child Development Center requires Parents/Guardians to provide Diapers or pull-ups and wipes for their children who attend our General Childcare program and State Preschool programs funded by California Department of Social Services and California Department of Education. We request each child to have a minimum of 8 diapers per day. There are no fees associated with this policy.

ANALYSIS

The requirement for board approval is necessary to comply with State regulations (Title 5) and Licensing CDSS (Title 22). Revisions include:

- A new Diaper and Wipe Policy

SBCCD GOALS

1. Eliminate Barriers to Student Access and Success
2. Be a Diverse, Equitable, Inclusive, and Anti-Racist Institution
3. Be a Leader and Partner in Addressing Regional Issues
4. Ensure Fiscal Accountability/Sustainability

FINANCIAL IMPLICATIONS

There are no financial implications associated with this board item.



SAN BERNARDINO COMMUNITY COLLEGE DISTRICT

TO: Board of Trustees

FROM: Dr. Diana Z. Rodriguez, Chancellor

REVIEWED BY: Dr. Diana Z. Rodriguez, Chancellor

PREPARED BY: Dr. Kevin Horan, President, CHC
Dr. Gilbert Contreras, President, SBVC
Kristina Hannon, Vice Chancellor, Human Resources, Payroll, Police Services,
and Health and Safety Administration

DATE: September 12, 2024

SUBJECT: Consideration of Approval of Adjunct and Substitute Academic Employees

RECOMMENDATION

It is recommended that the Board of Trustees approve the employment of adjunct and substitute academic employees as indicated on the attached list.

OVERVIEW

Part-time academic employees selected from the established pool are offered individual contracts on a semester-by-semester basis.

ANALYSIS

All requirements for employment processing will be completed prior to the contract start date. No individual will be offered a contract until Human Resources has cleared the individuals for employment.

SBCCD GOALS

1. Eliminate Barriers to Student Access and Success
2. Be a Diverse, Equitable, Inclusive, and Anti-Racist Institution

FINANCIAL IMPLICATIONS

The cost for employment of adjunct and substitute academic employees is included in the appropriate 2024-2025 budgets.





Adjunct and Substitute Academic Employees

Presented for Information September 12, 2024

[v.8.27.2024.p.2]2]

2024 – 2025 Academic Year

Employee Name	Location Assignment	Course Subject	Discipline per Minimum Qualifications
Akins, Cary	CHC	Radiologic Technology	Radiological Technology
Bracamonte, Carla	CHC	Radiologic Technology	Radiological Technology
Brossia, Karen	CHC	Counseling	Counseling
Castro, Liliana	CHC	Counseling	Counseling
Cundieff, Shannon	CHC	Radiologic Technology	Radiological Technology
Delmonico, Shana	CHC	Counseling	Counseling
Dillon, Andrea	CHC	Chemistry	Biological Sciences
Eloweini, Rami	CHC	Chemistry	Biological Sciences
Farago-Spencer, Emila	CHC	English	English
Farley, Diana	CHC	Counseling	Counseling
Harris, Kashaunda	CHC	Counseling	Counseling
Henry, Jacquelyn	CHC	Counseling	Counseling
Huckabee, Crystal	CHC	Anthropology	Anthropology
Ketcherside, Kailyn	CHC	Kinesiology	Kinesiology
Krahn, Katie	CHC	English	English
Kusko, Vaughn	CHC	Counseling	Counseling
Martinez, Santos	CHC	Counseling	Counseling
Mattson, Haly	CHC	Counseling	Counseling
Navarrete, Belinda	CHC	Counseling	Counseling
Nunez, Celeste	CHC	History	History
Olivas, Lauren	CHC	Child Development	Child Development
Rivera, Desiree	CHC	Counseling	Counseling
Rocha, Sarah	CHC	Mathematics	Mathematics
Sanchez, Jasmine	CHC	Chemistry	Chemistry
Schoenfeld, Racquel	CHC	Counseling	Counseling
Sheikh, Shazia	CHC	Anatomy	Biological Sciences
Trina Mancha	CHC	Emergency Medical Services	Emergency Medical Technologies
Vargas, Erika Cuara Ramos	CHC	Counseling	Counseling
Voda, David	CHC	English	English

SAN BERNARDINO COMMUNITY COLLEGE DISTRICT

TO: Board of Trustees

FROM: Dr. Diana Z. Rodriguez, Chancellor

REVIEWED BY: Dr. Diana Z. Rodriguez, Chancellor

PREPARED BY: Kristina Hannon, Vice Chancellor, Human Resources, Payroll, Police Services, and Health and Safety Administration

DATE: September 12, 2024

SUBJECT: Consideration of Approval to Appoint District Employees

RECOMMENDATION

It is recommended that the Board of Trustees approve appointment of the employees on the attached list and, as necessary, approve the corresponding employment contracts as well.

OVERVIEW

The employees on the attached list are submitted for approval.

ANALYSIS

All requirements in the employment process have been or will be completed. Employees will not commence work until all requirements are met.

SBCCD GOALS

1. Eliminate Barriers to Student Access and Success
2. Be a Diverse, Equitable, Inclusive, and Anti-Racist Institution

FINANCIAL IMPLICATIONS

The cost of employment for these employees is included in the appropriate 2024-2025 budgets.





Appointment of District Employees

Submitted for Board Approval September 12, 2024

[v.8.29.2024.p.1|1]

Employee Name, Title Location Assignment & Department	Start Date	Salary Schedule, Range & Step	New or Replacing	Fund	Live Scan Clearance
Aispuro, Alonzo Maintenance Technician (Electrician Expertise) SBVC Maintenance and Operations	09/16/24	Classified 42A	John Valerrama	General Fund	TBD [†]
Cortez, Eduardo Tool Room Supervisor SBVC Applied Technology	09/13/24	Management 6C	Phuong Nguyen	General Fund	06/21/22
Omolafe, Victoria Grant Technician DSO Economic Development & Corporate Training	09/16/24	Classified 34A	Franco Babb	California's Manufacturing Technology Consulting Fund	TBD [†]

[†]Live Scan clearance pending; employee will not start without clearance.

*Salary placement to be determined upon verification of education and experience.

SAN BERNARDINO COMMUNITY COLLEGE DISTRICT

TO: Board of Trustees

FROM: Dr. Diana Z. Rodriguez, Chancellor

REVIEWED BY: Dr. Diana Z. Rodriguez, Chancellor

PREPARED BY: Kristina Hannon, Vice Chancellor, Human Resources, Payroll & Police Services, and Health and Safety Administration

DATE: September 12, 2024

SUBJECT: Consideration of Approval to Appoint Temporary Academic Employees

RECOMMENDATION

It is recommended that the Board of Trustees approve the appointment of temporary academic employees per the attached list.

OVERVIEW

The employees on the attached list are submitted for approval.

ANALYSIS

It is essential that each position be filled on a temporary basis while the recruitment process for a permanent replacement is being conducted.

SBCCD GOALS

1. Eliminate Barriers to Student Access and Success
2. Be a Diverse, Equitable, Inclusive, and Anti-Racist Institution

FINANCIAL IMPLICATIONS

The cost of these appointments is included in the appropriate 2024-2025 budgets.





Appointment of Temporary Academic Employees

Submitted for Board Approval September 12, 2024

[v.8.27.2024.p.1|1]

Employee Name Location Assignment & Department	From	To	Range & Step	Fund	Live Scan Clearance
Blackman, Sandra Assistant Professor, History SBVC History	08/09/24	12/17/24	D*	General Fund	TBD†
Martinez, Leilani Professor, English SBVC English	08/06/24	12/17/24	D*	General Fund	TBD†
Smith, Glenn Professor, Culinary Arts SBVC Culinary Arts	08/06/24	12/17/24	D*	General Fund	TBD†

Ratification: Temporary Academic employee's start dates were prior to Board approval due to needs in the departments and employee's being required to attend flex and in-service days for the new term.

†Live Scan clearance pending; employee will not start without clearance.

*Salary placement to be determined upon verification of education and experience.

SAN BERNARDINO COMMUNITY COLLEGE DISTRICT

TO: Board of Trustees

FROM: Dr. Diana Z. Rodriguez, Chancellor

REVIEWED BY: Dr. Diana Z. Rodriguez, Chancellor

PREPARED BY: Kristina Hannon, Vice Chancellor of Human Resources, Payroll, Police Services, and Health and Safety Administration

DATE: September 12, 2024

SUBJECT: Consideration of Approval of Confidential Job Descriptions, Personnel Effects, and Revised Confidential Salary Schedule

RECOMMENDATION

It is recommended that the Board of Trustees approve two confidential job descriptions, one related personnel effect, and related salary schedule changes.

- Administrative Officer (revised)
- Administrative Project Coordinator (new)

OVERVIEW

SBCCD job descriptions are necessary to better align the organizational structure, provide for succession planning from within SBCCD, and provide for continuity and consistency of services. The attached job descriptions have been reviewed to ensure they meet internal and external alignment of duties and provide clear expectation of roles and responsibilities, as well as address the appropriate minimum qualifications for the positions.

ANALYSIS

The Administrative Officer job description revision and corresponding personnel effect is being submitted for approval to ensure continuity for the Office of the Chancellor and move forward a personnel component that was unable to be included with the June reorganization due to a confidential personal matter. Given the resolution of this matter on August 8, 2024, the related personnel change indicated on the attached is now being moved forward. This change does not affect the salary schedule.

The Administrative Project Coordinator job description is being submitted for approval and is related to the Government Relations & Strategic Communications portion of the 2024 DSO Reorganization which was Board approved in June 2024. The revised confidential salary schedule reflects this additional position.



SBCCD GOALS

1. Eliminate Barriers to Student Access and Success
2. Be a Diverse, Equitable, Inclusive, and Anti-Racist Institution
3. Be a Leader and Partner in Addressing Regional Issues
4. Ensure SBCCD's Fiscal Accountability/Sustainability

FINANCIAL IMPLICATIONS

The approval of the personnel effect related to this Board item will result in a modest savings. Approval of the job descriptions and salary range change, while having no immediate financial implication, does have significant cost benefit. Clear and precise descriptions help ensure employees understand their roles and responsibilities, leading to higher job satisfaction and productivity. This clarity ultimately minimizes misunderstandings and inefficiencies, leading to smoother operations and cost savings for the SBCCD.



Personnel Effects

Submitted for Board Approval September 12, 2024

[v.8.29.2024.p.1|1]

The Administrative Officer job description revision and corresponding personnel effect is being submitted for approval to ensure continuity for the Office of the Chancellor and move forward a personnel component that was unable to be included with the June reorganization due to a confidential personal matter. Given the resolution of this matter on August 8, 2024, the related personnel change indicated on the attached is now being moved forward. The effective date of this change is related to work performed out of class for an extended period of time.

Effective May 10, 2024

Item	Division	Existing Position	Current Employee	Current Cost	Proposed Change	Proposed Position	Proposed Employee	Proposed Cost	Cost Difference
1	Office of the Chancellor	Administrative Officer	Resigned	193,979	Fill with existing employee	Same	Heather Ford	182,853	(11,126)
2	Office of the Chancellor	Senior Executive Administrative Assistant	Heather Ford	167,977	Recruit Position	Same	Recruit	153,317	(14,659)
			Total Impact Overall	361,956				336,170	(25,785)



Administrative Officer to the Chancellor

Confidential/Supervisory Range: 23

Board Approved: 06/20/2019

P. 1|4

Class specifications are intended to present a descriptive list of the range of duties performed by employees in the class. Specifications are **not** intended to reflect all duties performed within the job; however, any additional duties will be reasonably related to this class.

SUMMARY DESCRIPTION

Under the direction of the Chancellor, the administrative officer oversees the proper function of all administrative activities in the Chancellor's Office. The position provides administrative and professional-level assistance to the chancellor and governing board by coordinating agenda development and logistics for regular, special, and committee meetings of the Board of Trustees; coordinating staffing and providing liaison with appropriate parties on projects, initiatives, events, and activities as designated by the chancellor; and supervising day-to-day operations and staff of the Chancellor and Board Offices. This is the highest level administrative support class to the chancellor and governing board.

REPRESENTATIVE DUTIES

The following duties are typical for this classification.

1. Serves as administrative officer to the chancellor and governing board; serves frequently as the primary liaison between the executive and the public, students, staff, and other campus/district officials; promotes and maintains positive staff, student, and community relations; exercises judgment, diplomacy, and discretion in handling matters of a difficult and sensitive nature.
2. Assists the chief executive in meeting reporting requirements, functional responsibilities, and research objectives; assists in organizing programs, functions, and activities promoted by the district, college, or program area.
3. Organizes and manages the ~~day-to-day~~ day-to-day operations of the Chancellor's Office to ensure work is performed in a timely and accurate manner.
4. Supervises and trains clerical staff assigned to the Chancellor's Office.
5. Manages and maintains time record keeping records for the governing board and Chancellor's Office and direct reports.
- ~~3-6.~~ Responsible for all governing board inquiries and requests.
- ~~4-7.~~ Oversees all administrative and clerical activities required by the chancellor and governing board.
- ~~5-8.~~ Serves as recording officer for the governing board.
- ~~6-9.~~ Serves as recording officer for ~~District Assembly.~~ Chancellor's Council.
- ~~10.~~ Serves as recording officer for the Chancellor's senior and extended cabinet meetings.
- ~~7-11.~~ Serves as Confidential Group Lead.
- ~~12.~~ Prepares agendas; serves as document publisher in the electronic agenda postings online; and ensures the meeting notices comply with the Brown Act.
- ~~8-13.~~ Responsible for compiling & coordinating the board agenda items and supporting documentation for the Chancellor's Office and governing board. Reviews board books to ensure information is accurate.
- ~~9-14.~~ Oversee and maintain a variety of complex, interrelated filing systems including official records, confidential files, files for information, records, and reports.
- ~~10-15.~~ Maintains manuals and updated resource materials.
- ~~11-16.~~ Interprets policies, rules and regulations and operational procedures to staff and members of the public, investigating and recommending alternative solutions to complaints and expressed problems.
- ~~12-17.~~ Manages the district's policies and administrative procedures and ensures that they are reviewed and updated as needed.
- ~~13-18.~~ Assists the chancellor in developing procedures to expedite transmittal of information or facilitate implementation of policies and programs; develops standardized computer formats for division reports and publications; establishes new and revised office procedures as appropriate.



Administrative Officer to the Chancellor

Confidential/Supervisory Range: 23

Board Approved: 06/20/2019

P. 2|4

- ~~14-19~~. Utilizes electronic technology to correspond with others and to maintain assigned calendars, schedules, and appointments; coordinates and arranges meetings; coordinates activities with other divisions and departments; makes travel arrangements for assigned staff and board members; processes conference reimbursement and other requests.
- ~~15-20~~. Collects, researches, compiles, analyzes, verifies, summarizes, records, and evaluates information; prepares and distributes narrative, statistical, and financial data, recommendations, and alternatives as requested; completes reports; verifies and reviews forms and reports for completeness and conformance with established regulations and procedures.
- ~~16-21~~. Coordinates and oversees specialized functions or projects independently as assigned; coordinates a variety of special events and District-wide activities for the chief executive and governing board; assures that work is performed in a timely and accurate manner; uses independent judgment to develop and provide recommendations, suggestions, or information as appropriate.
- ~~17-22~~. Serves as the primary liaison between the chief executive and governing board and senior level executive staff, administrative and management staff, academic and classified staff, students, representatives of community agencies, and the general public by relaying messages, answering questions, clarifying information, responding to requests, resolving problems, explaining district, college, department, or program area policies and procedures, or referring callers to the administrator or others as necessary.
- ~~18-23~~. Assists the chancellor in the preparation and administration of program budget(s); assists in preparing cost estimates for budget recommendations; assists in submitting justifications for budget items; allocates funds to proper budget codes; monitors and tracks expenditures in a timely manner; provides regular budget reports to the chancellor for control of expenditures; assists in resolving budget issues and problems; interacts with others regarding deposits; processes budget/expense transfers; recommends budget revisions.
- ~~19-24~~. Recommends expenditures for office equipment, materials, and supplies; initiates contact with vendors for various products and services and assures their timely ordering, receipt, and storage; assures proper functioning of office equipment; posts, monitors, and tracks invoices and other expenditures.
- ~~20-25~~. Provides staff support to standing and ad hoc committees and other groups as assigned; attends meetings and takes notes or records proceedings; prepares and distributes agendas, background materials, and minutes as appropriate.
- ~~21-26~~. Composes correspondence independently; takes and transcribes notes of sensitive/confidential nature; composes and edits a variety of correspondence including grievances and complaints, memoranda, reports, proposals, and other materials; distributes materials as appropriate.
- ~~22-27~~. Performs related duties as required.

QUALIFICATIONS

The following generally describes the knowledge and ability required to enter the job and/or be learned within a short period of time in order to successfully perform the assigned duties.

Knowledge of:

- District organization, operations, policies, and objectives.
- Operational characteristics, services, and activities of the functions, programs, and operations of the Chancellor and Board Offices.
- Work organization and office management principles and practices.
- Pertinent state, federal, and program policies, rules, and regulations including applicable sections of the State Education Code.
- Instructional process and college environment.



Administrative Officer to the Chancellor

Confidential/Supervisory Range: 23

Board Approved: 06/20/2019

P. 3|4

- Office procedures, methods, and equipment including computers and applicable software applications such as word processing, spreadsheets, and databases.
- Processes, procedures, and practices of budget preparation and administration.
- Principles, practices, and procedures of business letter writing.
- Principles, practices, and procedures of fiscal, statistical, and administrative research and report preparation.
- Principles and procedures used in complex, inter-related record keeping.
- Principles and practices used to establish and maintain files and information retrieval systems.
- Interpersonal skills using tact, patience, and courtesy.
- Principles and practices of providing training, work direction, and guidance to lower-level office staff and student workers.
- English usage, grammar, spelling, punctuation, and vocabulary.
- Oral and written communication skills.

Ability to:

- Perform difficult and complex administrative and secretarial work to effectively relieve the chancellor and governing board of administrative detail.
- Perform specialized, technical, and administrative support duties involving the use of a high level of independent judgment and personal initiative.
- Understand the organization and operation of the chief executive's office as necessary to assume assigned responsibilities.
- Understand, interpret, apply, and explain applicable rules, regulations, policies, and procedures independently, apply them with good judgment, and use judgment and discretion to act when precedents do not exist.
- Effectively handle and resolve difficult and sensitive situations.
- Manage multiple priorities and tasks to meet changing schedules and deadlines.
- Analyze problems, identify alternative solutions, project consequences of proposed actions, and implement recommendations in support of goals.
- Prepare a variety of clear and concise administrative and financial reports.
- Independently compose and prepare correspondence and memoranda.
- Operate office equipment including computers and supporting word processing, spreadsheet, and database applications.
- Adapt to changing technologies and learn functionality of new equipment and systems.
- Type at a rate of speed necessary for successful job performance.
- Take and transcribe correspondence at a rate of speed necessary for successful job performance.
- Use sound judgment in recognizing scope of authority.
- Exercise good judgment and maintain confidentiality in maintaining critical and sensitive information, records, and reports.
- Respond to requests and inquiries from students, staff, or the public; effectively present information in person or on the telephone to students, staff, or the public.
- Use correct English usage, grammar, spelling, punctuation, and vocabulary.
- Make arithmetic calculations quickly and accurately.
- Understand and follow oral and written directions.
- Work under steady pressure with frequent interruptions and a high degree of public contact by phone or in person.
- Work independently with very little or no direction.



Administrative Officer to the Chancellor

Confidential/Supervisory Range: 23

Board Approved: 06/20/2019

P. 4|4

- Demonstrate a sensitivity to, and understanding of the diverse academic, socioeconomic, cultural, and ethnic backgrounds of community college students and personnel, including those with physical or learning disabilities.
- Communicate clearly and concisely, both orally and in writing.
- Establish and maintain effective working relationships with those contacted in the course of work.

Education and Experience Guidelines

A typical way to obtain the knowledge and abilities would be:

Education/Training:

A Bachelor's Degree that includes coursework in business administration, office management, research and writing or related field.

Required Experience:

Eight (8) years of increasingly responsible secretarial experience involving a high level of public contact, use of computer and office applications, and providing secretarial support to executive and management staff, preferably in an administrative office in an educational environment.

PHYSICAL DEMANDS AND WORKING ENVIRONMENT

The conditions herein are representative of those that must be met by an employee to successfully perform the essential functions of this job. Reasonable accommodations may be made to enable individuals with disabilities to perform the essential job functions.

Environment: Work is performed primarily in a standard office setting with frequent interruptions and distractions; extended periods of time viewing computer monitor; possible exposure to dissatisfied individuals.

Physical: Primary functions require sufficient physical ability and mobility to work in an office setting; to stand or sit for prolonged periods of time; to occasionally stoop, bend, kneel, crouch, reach, and twist; to lift, carry, push, and/or pull light to moderate amounts of weight up to 25 pounds; to operate office equipment requiring repetitive hand movement and fine coordination including use of a computer keyboard; and to verbally communicate to exchange information.

Vision: See in the normal visual range with or without correction; vision sufficient to read computer screens and printed documents; and to operate assigned equipment.

Hearing: Hear in the normal audio range with or without correction.

Revised Job Description Submitted for Approval



Administrative Project Coordinator

Confidential/Supervisory Range: 20

Board Approved: TBD P. 1|3

*Class specifications are intended to present a descriptive list of the range of duties performed by employees in the class. Specifications are **not** intended to reflect all duties performed within the job; however, any additional duties will be reasonably related to this class.*

SUMMARY DESCRIPTION

Under general direction of a senior administrator, the Administrative Project Coordinator oversees complex major administrative tasks, projects or programs in the assigned area with considerable independence and a high level of discretion, confidentiality, organizational, and analytical ability. Exercises functional supervision over lower-level staff.

REPRESENTATIVE DUTIES

The following duties are typical for this classification.

1. Provide administrative support for assigned area by performing a variety of technical and administrative duties; serves as liaison between administrator and the public, students, staff, and other campus/district officials.
2. Coordinate and oversee projects independently as assigned; coordinate special events and district-wide activities as assigned.
3. Provide support for and organize meetings, prepare agendas, manage correspondence, and coordinate travel arrangements.
4. Maintain accurate and up-to-date project documentation, such as meeting minutes, reports, and tracking logs.
5. Conduct comprehensive studies, develop procedures and manuals, and draft detailed reports on policies, procedures, organizational structure, and strategic planning.
6. Oversee the collection and consolidation of procedures, policies, statistical and financial data, and other relevant information.
7. Coordinate and oversee significant ongoing and specially funded projects and programs.
8. Create and format new forms, bulletins, and manuals; explain practices, policies, and procedures; and serve as a resource for management and staff on the utilization of new materials and policies.
9. Assist in the development and coordination of goals, objectives, strategies, and work plans for specific areas.
10. Investigate and propose enhancements to operational and administrative policies, procedures, and practices, and present findings to stakeholders, including administrators, staff, and the Governing Board.



Administrative Project Coordinator

Confidential/Supervisory Range: 20

Board Approved: TBD P. 2|3

11. Extract various statistical, budgetary, and informational data from online systems, schedule and execute data downloads, and prepare detailed reports.
12. Assist in the preparation and management of budgets by gathering and compiling data, preparing budget requests, and presenting them for administrative approval.
13. Submits payroll documentation for assigned area and monitors expenditures.
14. Provide training, mentorship, and leadership to lower-level staff, including assigning work tasks and overseeing their completion.
15. Represents the Chancellor's Office with external partners in processing community event sponsorships and facilitating trustee/executive leadership attendance at community events.
16. Perform related duties as required.

MINIMUM QUALIFICATIONS

The following generally describes the knowledge and ability required to enter the job and/or be learned within a short period of time in order to successfully perform the assigned duties.

Knowledge of:

- Principles and practices of public administration and large-scale project management.
- Advanced techniques for analyzing and presenting data and concepts.
- Standard and specialized educational and business software applications.
- Financial record-keeping practices and procedures.
- Methods for collecting and presenting general, statistical, and technical data.
- Budget development, monitoring, and expenditure tracking.
- Techniques for writing comprehensive business reports.

Ability to:

- Exercise sound judgment in decision-making.
- Effectively oversee the collection and compilation of complex procedures, statistical research, planning, financial data, and related materials.
- Prepare clear, concise, and detailed reports.
- Analyze complex data and draw logical, evidence-based conclusions.
- Demonstrate initiative and creativity in sourcing information and materials.
- Develop efficient methods for gathering, organizing, and presenting complex data and topics.
- Establish and maintain effective working relationships with staff, students, and public.
- Provide guidance to staff on policies, procedures, and best practices.

Education and Experience Guidelines

- A bachelor's degree from an accredited institution in business administration, public administration, education, or a related field.



Administrative Project Coordinator

Confidential/Supervisory Range: 20

Board Approved: TBD P. 3|3

Required Experience

- Four (4) years of progressively responsible administrative or project coordination experience.

License Requirement

- Possession of a valid California driver's license.

Equivalency Provision

- In the absence of a bachelor's degree, an associate's degree or sixty (60) semester units from an accredited institution with coursework in business administration, public administration, education, or a related field and six (6) years of progressively responsible administrative or project coordination experience.

PHYSICAL DEMANDS AND WORKING ENVIRONMENT

The conditions herein are representative of those that must be met by an employee to successfully perform the essential functions of this job. Reasonable accommodations may be made to enable individuals with disabilities to perform the essential job functions.

Environment: Work is performed in both indoor and outdoor environments and may be exposed to occasional hazards of construction sites and extreme weather conditions. Travel between sites is required.

Physical: Primary functions require sufficient physical ability and mobility to work in an office setting; to stand or sit for prolonged periods of time; to occasionally stoop, bend, kneel, crouch, reach, and twist; to lift, carry, push, and/or pull light to moderate amounts of weight up to 25 lbs.; to operate office equipment requiring repetitive hand movement and fine coordination including use of a computer keyboard; and to verbally communicate to exchange information.

Vision: See in the normal visual range with or without correction; vision sufficient to read computer screens and printed documents; and to operate assigned equipment.

Hearing: Hear in the normal audio range with or without correction and may be exposed to moderate noise levels at construction sites.

Confidential/Supervisory Salary Schedule
 Pending Board Approval 09/12/24

RANGE	POSITION	STEP									
		A	B	C	D	E	F	G	H	I	J
1		\$ 27.71	\$ 28.57	\$ 29.46	\$ 30.37	\$ 31.31	\$ 32.27	\$ 33.27	\$ 34.27	\$ 35.30	\$ 36.37
2		\$ 28.40	\$ 29.28	\$ 30.20	\$ 31.13	\$ 32.08	\$ 33.08	\$ 34.10	\$ 35.12	\$ 36.18	\$ 37.26
3		\$ 29.12	\$ 30.02	\$ 30.94	\$ 31.90	\$ 32.90	\$ 33.91	\$ 34.96	\$ 36.00	\$ 37.09	\$ 38.19
4	▪ Recruitment Specialist	\$ 29.85	\$ 30.76	\$ 31.73	\$ 32.70	\$ 33.72	\$ 34.76	\$ 35.83	\$ 36.90	\$ 38.01	\$ 39.15
5		\$ 30.59	\$ 31.54	\$ 32.51	\$ 33.52	\$ 34.55	\$ 35.62	\$ 36.72	\$ 37.83	\$ 38.97	\$ 40.14
6		\$ 31.36	\$ 32.32	\$ 33.33	\$ 34.36	\$ 35.42	\$ 36.51	\$ 37.65	\$ 38.78	\$ 39.94	\$ 41.13
7		\$ 32.13	\$ 33.14	\$ 34.16	\$ 35.23	\$ 36.30	\$ 37.43	\$ 38.59	\$ 39.74	\$ 40.94	\$ 42.17
8		\$ 32.94	\$ 33.96	\$ 35.02	\$ 36.10	\$ 37.21	\$ 38.36	\$ 39.55	\$ 40.74	\$ 41.96	\$ 43.22
9		\$ 33.77	\$ 34.82	\$ 35.90	\$ 37.00	\$ 38.14	\$ 39.32	\$ 40.55	\$ 41.75	\$ 43.01	\$ 44.30
10	▪ Human Resources Coordinator	\$ 34.61	\$ 35.69	\$ 36.79	\$ 37.92	\$ 39.09	\$ 40.31	\$ 41.55	\$ 42.80	\$ 44.09	\$ 45.41
11		\$ 35.48	\$ 36.58	\$ 37.70	\$ 38.87	\$ 40.08	\$ 41.31	\$ 42.59	\$ 43.87	\$ 45.19	\$ 46.54
12		\$ 36.37	\$ 37.49	\$ 38.64	\$ 39.85	\$ 41.08	\$ 42.34	\$ 43.66	\$ 44.97	\$ 46.31	\$ 47.70
13		\$ 37.28	\$ 38.42	\$ 39.62	\$ 40.84	\$ 42.10	\$ 43.41	\$ 44.75	\$ 46.09	\$ 47.47	\$ 48.90
14		\$ 38.21	\$ 39.40	\$ 40.61	\$ 41.86	\$ 43.16	\$ 44.50	\$ 45.87	\$ 47.24	\$ 48.67	\$ 50.12
15	▪ Human Resources Generalist	\$ 39.16	\$ 40.37	\$ 41.62	\$ 42.91	\$ 44.23	\$ 45.60	\$ 47.01	\$ 48.43	\$ 49.88	\$ 51.37
16		\$ 40.14	\$ 41.38	\$ 42.66	\$ 43.97	\$ 45.34	\$ 46.74	\$ 48.20	\$ 49.64	\$ 51.12	\$ 52.66
17	▪ Senior Human Resources Generalist	\$ 41.15	\$ 42.42	\$ 43.72	\$ 45.07	\$ 46.48	\$ 47.91	\$ 49.40	\$ 50.88	\$ 52.41	\$ 53.97
18		\$ 42.17	\$ 43.47	\$ 44.82	\$ 46.21	\$ 47.63	\$ 49.12	\$ 50.63	\$ 52.16	\$ 53.71	\$ 55.32
19	▪ Human Resources & Payroll Analyst ▪ Safety & Risk Management Analyst	\$ 43.22	\$ 44.56	\$ 45.94	\$ 47.36	\$ 48.83	\$ 50.34	\$ 51.88	\$ 53.45	\$ 55.05	\$ 56.70
20	▪ Administrative Project Coordinator	\$ 44.31	\$ 45.68	\$ 47.10	\$ 48.54	\$ 50.05	\$ 51.59	\$ 53.19	\$ 54.79	\$ 56.43	\$ 58.12
21	▪ Human Resources Analyst	\$ 45.42	\$ 46.82	\$ 48.27	\$ 49.76	\$ 51.30	\$ 52.89	\$ 54.52	\$ 56.16	\$ 57.84	\$ 59.59
22	▪ Executive Administrative Assistant to the Chief Human Resource Officer * ▪ Executive Administrative Assistant, President's Office * ▪ Senior Executive Administrative Assistant *	\$ 46.54	\$ 48.00	\$ 49.47	\$ 51.00	\$ 52.58	\$ 54.20	\$ 55.89	\$ 57.56	\$ 59.28	\$ 61.06
23	▪ Administrative Officer to the Chancellor *	\$ 47.70	\$ 49.19	\$ 50.71	\$ 52.28	\$ 53.90	\$ 55.56	\$ 57.28	\$ 59.00	\$ 60.77	\$ 62.59

* Supervisory
 Reflects 4.5% increase effective 7/1/2023

Confidential/Supervisory Salary Schedule
 Pending Board Approval 09/12/24

RANGE	POSITION	STEP									
		A	B	C	D	E	F	G	H	I	J
24	▪ Human Resources Senior Analyst *	\$ 48.91	\$ 50.42	\$ 51.98	\$ 53.59	\$ 55.25	\$ 56.95	\$ 58.72	\$ 60.47	\$ 62.29	\$ 64.15
25		\$ 50.13	\$ 51.69	\$ 53.28	\$ 54.93	\$ 56.63	\$ 58.37	\$ 60.18	\$ 61.98	\$ 63.85	\$ 65.76
26		\$ 51.38	\$ 52.97	\$ 54.61	\$ 56.30	\$ 58.05	\$ 59.84	\$ 61.69	\$ 63.54	\$ 65.44	\$ 67.40
27		\$ 52.67	\$ 54.29	\$ 55.97	\$ 57.70	\$ 59.49	\$ 61.32	\$ 63.22	\$ 65.12	\$ 67.08	\$ 69.10
28		\$ 53.98	\$ 55.66	\$ 57.37	\$ 59.16	\$ 60.98	\$ 62.86	\$ 64.80	\$ 66.75	\$ 68.75	\$ 70.82
29		\$ 55.33	\$ 57.05	\$ 58.81	\$ 60.62	\$ 62.50	\$ 64.43	\$ 66.43	\$ 68.43	\$ 70.47	\$ 72.59

* Supervisory
 Reflects 4.5% increase effective 7/1/2023

SAN BERNARDINO COMMUNITY COLLEGE DISTRICT

TO: Board of Trustees

FROM: Dr. Diana Z. Rodriguez, Chancellor

REVIEWED BY: Dr. Diana Z. Rodriguez, Chancellor

PREPARED BY: Kristina Hannon, Vice Chancellor, Human Resources, Payroll & Police Services, and Health and Safety Administration

DATE: September 12, 2024

SUBJECT: Consideration of Approval of Employee Promotions

RECOMMENDATION

It is recommended that the Board of Trustees approve the promotion of SBCCD employees as indicated on the attached list.

OVERVIEW

The promotion of employees on the attached list is submitted for approval.

ANALYSIS

These employees have gone through the recruitment process and are being recommended for promotion.

SBCCD GOALS

1. Eliminate Barriers to Student Access and Success
2. Be a Diverse, Equitable, Inclusive, and Anti-Racist Institution

FINANCIAL IMPLICATIONS

The cost of these promotions is included in the appropriate 2024-2025 budgets.





Employee Promotions

Submitted for Board Approval September 12, 2024

[v.8.27.2024.p.1|1]

Employee Name	From	To	New/ Replacing	Fund	Effective Date
Carrillo, Antonio	CHC Grounds Grounds Caretaker Classified Salary Schedule Range 30, Step F	DSO Grounds Lead Grounds Caretaker Classified Salary Schedule Range 35, Step E	John Boatman	General Fund	09/13/24
Grotke, Angela <i>Amendment: Correcting the start date previously submitted for approval..</i>	SBVC Social Sciences Administrative Assistant I Classified Salary Schedule Range 33, Step F	SBVC Social Sciences Administrative Assistant III Classified Salary Schedule Range 41, Step C	Sharen Chavira	General Fund	11/10/23
Guilatto, Alexa Kelly A.	SBVC Applied Technology Student Service Technician II Classified Salary Schedule Range 34, Step F	SBVC Student Accessibility Services Administrative Assistant II Classified Salary Schedule Range 37, Step F	New	General Fund	09/13/24
Martinez, Jackline	DSO Human Resources Human Resources Generalist Confidential Salary Schedule Range 15, Step B	DSO Human Resources Human Resources Analyst Confidential Salary Schedule Range 21, Step B	Stacy Holloway	Human Resources General Fund	09/13/24

SAN BERNARDINO COMMUNITY COLLEGE DISTRICT

TO: Board of Trustees

FROM: Diana Z. Rodriguez, Chancellor

REVIEWED BY: Diana Z. Rodriguez, Chancellor

PREPARED BY: Kristina Hannon, Vice Chancellor, Human Resources, Payroll, Police Services, and Health and Safety Administration

DATE: September 12, 2024

SUBJECT: Consideration of Approval to Certify SBCCD’s Use of the Equal Employment Opportunity Fund for 2023-2024 Fiscal Year

RECOMMENDATION

It is recommended that the Board of Trustees approve the attached certification of SBCCD’s use of the Equal Employment Opportunity (EEO) Fund for the 2023-2024

OVERVIEW

Under the Chancellor’s authority to represent the Board of Governors in monitoring the use of the Equal Employment Opportunity Fund for the purpose of promoting equal employment opportunities in hiring and promotion at community college districts, the Chancellor’s Office is charged with implementing a fund allocation model (Education Code, Section 87107 and Board of Governors Standing Order 374).

ANALYSIS

In July of 2021, the Board of Governors of the California Community Colleges amended the regulations governing Equal Employment Opportunity (EEO) programs to provide the necessary framework for more robust and accountable EEO programs. As a part of the framework, districts are tasked with engaging in annual reporting of EEO-related activities in order to receive EEO funds appropriated by the Legislature. California Code of Regulations, title 5, Section 53024.2 sets forth the categories of information that must be reported as part of this annual certification required by districts. The evidence submitted demonstrates the commitment to hire staff and foster staff development that supports the goals of equal opportunity and diversity, and provide equal consideration for all qualified candidates.

SBCCD GOALS

1. Eliminate Barriers to Student Access and Success
2. Be a Diverse, Equitable, Inclusive, and Anti-Racist Institution

FINANCIAL IMPLICATIONS

There are no financial implications associated with this board item.





**CCCCO Equal Employment Opportunity (EEO)
Annual Certification Form**

Name of District:	Click or tap here to enter text.
Submission Date:	Click or tap to enter a date.

In July of 2021, the Board of Governors of the California Community Colleges adopted new Equal Employment Opportunity (EEO) regulations to provide the necessary framework for more robust and accountable EEO programs. As a part of the framework, districts are tasked with engaging in annual reporting of EEO-related activities in order to receive EEO funds appropriated by the Legislature.¹

California Code of Regulations, title 5, Section 53024.2 sets forth the categories of information that must be reported as part of this annual certification:

(a) Districts shall certify annually to the Chancellor that they have timely complied with all of the following:

- (1) recorded, reviewed, and reported the data required regarding qualified applicant pools and longitudinal data;
- (2) reviewed and updated, as needed, the Strategies Component of the district's EEO Plan;
- (3) investigated and appropriately responded to formal harassment or discrimination complaints filed pursuant to subchapter 5 (commencing with section 59300) of chapter 10 of this division;
- (4) expended Equal Employment Opportunity funds in accordance with the purposes set forth in subdivision (c) of section 53030.

This form combines the reporting of all items listed in Section 53024.2 into a single document, expressly subsuming and replacing the EEO Fund District Expenditure Report and the Multiple Method Allocation Certification Forms used in past years.

Instructions:

- 1. Complete Sections B through E.
- 2. Compile and format data in an Excel workbook related to Section B.
- 3. After Sections B through E are finished, ensure the checklist in Section A is complete and fill out the signature page in Section F.
- 4. Submit this Annual Certification Form and Section B data (as an Excel workbook file) in one email to eeosubmissions@CCCCO.edu by **June 30, 2024**.

¹Section 87102 of the Education Code provides in relevant part:

(a) As a condition for the receipt of funds pursuant to Section 87107, the governing board of the community college district that opts to participate under the article shall periodically submit to the board of governors an affirmation of compliance with this article, and, to promote faculty diversity, commencing with the 2023–24 academic year, shall implement strategies from the Multiple Methods identified by the office of the Chancellor of the California Community Colleges. Each participating community college district's equal employment opportunity program shall ensure participation in, and commitment to, the program by community college district personnel. Each participating community college district's equal employment opportunity plan shall include steps that the community college district will take to eliminate improper discrimination or preferences in its hiring and employment practices. Each plan shall address how the community college district will make progress in achieving the ratio of full-time to part-time faculty hiring, as indicated in Section 87482.6, while still ensuring equal employment opportunity.

Contents

Section A: Certification Components Checklist	3
Section B: Collection and Analysis of Recruitment, Retention, and Longitudinal Data....	4
Section B, Part 1: Summarizing Actions, Strategies, Measurements, and Outcomes .	4
Section B, Part 2: Longitudinal Data Reporting	7
Section C: EEO Strategies Updates (EEO Plan Component 13 and other EEO Plan Components).....	8
Section C, Part 1: EEO Plan Component 13	8
Section C, Part 2: Additional EEO Plan Components (if applicable).....	14
Section C, Part 3: Supports for Strategy Implementation	15
Section D: Response to Harassment and Discrimination Complaints	16
Section E: Use of EEO Funds	19
Section F: Signatures – Affirmation of Accuracy and Completeness	21

Section A: Certification Components Checklist

Pursuant to California Code of Regulations, title 5, section 53024.2(a), districts are required to certify annually to the Chancellor's Office that they have complied with the items listed below.

Before submitting this form to the Chancellor's Office, please ensure that this section (Section A) and the signature page (Section F) are complete.

Collection and Analysis of Recruitment, Retention, and Longitudinal Data

- (1) The district has **recorded and reviewed** the required data regarding qualified applicant pools and employees. (Sections 53004 & 53006)
- Yes
- No
- (2) The district has **reported** the required data regarding qualified applicant pools and employees. (Sections 53004 & 53006)
- Yes
- No

EEO Strategies Updates

- (3) The district has reviewed and updated, as needed, the Strategies Component of the district's EEO Plan. (Sections 53003(c)(1), 53024.1)
- Yes
- No

Response to Harassment and Discrimination Complaints

- (4) The district has investigated and appropriately responded to formal harassment or discrimination complaints filed pursuant to subchapter 5 (commencing with Section 59300) of chapter 10 of division 6 of title 5. (Sections 53003(c)(4), 53026)
- Yes
- No

Use of EEO Funds

- (5) The district has expended EEO funds in accordance with the purposes set forth in subdivision (c) of Section 53030.
- Yes
- No

Section B: Collection and Analysis of Recruitment, Retention, and Longitudinal Data

Section B, Part 1: Summarizing Actions, Strategies, Measurements, and Outcomes

Referring to your district's EEO Plan Components 10-12, report upon your district's strategies for recording and reviewing data related to the recruitment and retention of monitored groups.

For reference:

- Component 10: A Process for Gathering Information and Periodic Longitudinal Analysis of the District's Employees and Applicants
- Component 11: A Process for Utilizing Data to Determine Whether Monitored Groups Are Underrepresented Within District Job Categories
- Component 12: Methods for Addressing Underrepresentation

EEO Plans: Summary of Anticipated Actions		
Referring to your district's EEO Plan, briefly summarize your district's plan to do the following:	collect applicant and employee data	
	review applicant and employee data for adverse impact	
	review applicant and employee data for underrepresentation	

Actions Taken (including actions in progress prior to EEO Plan submission)		
Since submitting your EEO Plan, summarize actual actions taken and the methods used to review your district's applicant and employee data for:	adverse impact	
	underrepresentation	
Summarize actual actions taken and the methods used to address any findings of:	adverse impact	
	underrepresentation	

Methods Used to Measure Outcomes		
Describe the methods your district has used/is using to measure the outcomes of efforts to address the following:	adverse impact	
	underrepresentation	

Observed Outcomes	
As a result of the actions taken by your district to address adverse impact , what specific outcomes have you observed?	
As a result of the actions taken by your district to address underrepresentation , what specific outcomes have you observed?	

Innovative Strategies Reporting	
<p>Please highlight the use and impact (if applicable) of any innovative strategies, resources, or tools your district has employed.</p>	

Additional Comments (use this space to report or provide any additional information not covered in the questions above)

Section B, Part 2: Longitudinal Data Reporting

Instructions:

- Compile demographic data for a) applicants and b) employees. Demographic data includes but is not limited to the following. *Note: Data must be broken down to subcategories as required by the CCCCCO’s Management Information Systems (MIS) reporting obligations,*
 - Employee/job classification
 - Gender
 - Race/Ethnicity
 - Disability status
- To make reporting as uniform as possible, format data into tables displaying numbers and percentages. Applicant and employee data should be presented separately. The following is an example format for a table of applicant data displaying job classification by gender:

Example Table. 20XX-20XX Applicant Job Category by Gender.

	Female		Male		Non-binary		Unknown/ Blank		Total	
	#	%	#	%	#	%	#	%	#	%
Executive, Admin., Managerial										
Academic, Tenured/ Tenure-Track										
Academic, Temporary										
Professional (Non-Faculty)										
Clerical/ Secretarial										
Technical/ Paraprofessional										
Skilled Crafts										
Service/ Maintenance										

- Place tables into an Excel workbook with each tab containing a different, and clearly labeled table. Tab name examples:
 - AppJobGender (i.e., applicant pool, job category, gender)
 - EmpJobRace (i.e., employees, job classification, race/ethnicity)
- Name your workbook using the following format:
 - year_district_EEOAnnualCert (ex.: 2024_LRCCD_EEOAnnualCert)
- Submit your Excel workbook using the same email in which you submit this Certification Form (eeosubmissions@CCCCO.edu). The EEO Certification Form submission process is not complete without the submission of your district’s Excel workbook.

Section C: EEO Strategies Updates (EEO Plan Component 13 and other EEO Plan Components)

In this section, provide updates on district pre-hiring, hiring, and post-hiring strategies expressed in the EEO Plan.

Section C, Part 1: EEO Plan Component 13

Instructions:

- Use your district's EEO Plan Component 13 submission to guide completion of this form. If your district did not use the [Component 13 template](#) in its EEO Plan, you will need to transfer your EEO Plan Component 13 submission into the template before completing this section.
- Remove any rows (i.e., implementation strategies) that do not apply to your district's Component 13 submission.
- Add lines for additional/alternative strategies, as necessary.
- Because strategies and metrics were reported by year in the Component 13 matrix (i.e., Year 1, Year 2, Year 3), please include only the strategies and metrics that are relevant to the point in time at which you complete this annual form.

Example:			
Implementation	What/When	Effectiveness Metrics and Review	Observed Outcomes: What successes have you observed? What challenges have you encountered?
PRE-HIRING			
Addressing diversity issues in a transparent and collaborative fashion. (53024.1(o))	Year 1: Implement new applicant tracking software in which applicant pool data can be disaggregated by EEO categories, and prospective division/department.	Year 1: Review applicant pool data for all full-time faculty and part-time faculty for 2023-2024 academic year.	90% of applicants were tracked using the new software, 10% of applicants completed their applications prior to the full transition to the new software. Analysis of Adverse Impact and Underrepresentation is underway utilizing data collected. Preliminary findings indicate Black (2%) and Latinx (9%) applicants continue to be underrepresented in faculty application submissions. Year 2: District intends to complete and analyze Year 1 data and develop strategies to address identified Adverse Impact and Underrepresented groups.

[Form begins on the next page →]

Implementation	What/When	Effectiveness Metrics and Review	Observed Outcomes: What successes have you observed? What challenges have you encountered?
PRE-HIRING			
Provide training to employees, students & trustees. (53024.1(d))			
Convey in publications and website the district's commitment to diversity & EEO. (53024.1(j))			
Review and update District EEO/DEI policy statement. (53024.1(k))			
Providing EEO/diversity enhancement resources and assistance to other districts. (53024.1(m))			
Addressing diversity issues in a transparent and collaborative fashion. (53024.1(o))			
Recurring activities related to improving student access and student success—with a nexus to EEO hiring.			
Inclusion of (lawful) EEO deliverables in CEO and other administrator performance goals.			

Implementation	What/When	Effectiveness Metrics and Review	Observed Outcomes: What successes have you observed? What challenges have you encountered?
ADD ADDITIONAL/ ALTERNATIVE STRATEGIES IN ADDITIONAL ROWS HERE.			
HIRING			
Consistent and ongoing training for hiring committees. (53024.1(c)) *Cross reference Plan Component 8.			
Maintain updated job descriptions and job announcements. (53024.1(f))			
Board of trustees receives training on elimination of bias in hiring and employment at least once every election cycle. (53024.1(g))			
Assess "sensitivity to diversity" of all applicants. (53024.1(l))			
Maintaining updated curricula, texts, and/or course descriptions. (53024.1(n))			

Implementation	What/When	Effectiveness Metrics and Review	Observed Outcomes: What successes have you observed? What challenges have you encountered?
Dedication of specified staff to EEO.			
Incentives for hard-to-hire areas/disciplines.			
Focused outreach and publications.			
Procedures for addressing diversity throughout hiring steps and levels			
Recruitment efforts and strategies such as: <ul style="list-style-type: none"> • Use of demographic data • Job Fairs • CCC Registry • Relationships with external organizations & colleges 			
ADD ADDITIONAL/ ALTERNATIVE STRATEGIES IN ADDITIONAL ROWS HERE.			

Implementation	What/When	Effectiveness Metrics and Review	Observed Outcomes: What successes have you observed? What challenges have you encountered?
POST-HIRING			
Conduct campus climate surveys & use this information. (53024.1(a))			
Conduct exit interviews & use this information. (53024.1(b))			
Professional development, mentoring, support and leadership opportunities for new employees. (53024.1(e))			
Timely and thoroughly investigate all harassment & discrimination complaints & take appropriate corrective action in all instances where a violation is found. (53024.1(h))			

Implementation	What/When	Effectiveness Metrics and Review	Observed Outcomes: What successes have you observed? What challenges have you encountered?
Survey applicants who decline offers & use the information. (53024.1(p))			
Describe strategies developed to address any adverse impact identified in the process of carrying out the requirements of Component 10 of the EEO Plan.			
Describe strategies developed to address any underrepresentation identified in the process of carrying out the requirements of Components 11 & 12 of the EEO Plan.			
ADD ADDITIONAL/ ALTERNATIVE STRATEGIES IN ADDITIONAL ROWS HERE.			

Section C, Part 2: Additional EEO Plan Components (if applicable)

Some districts submitted pre-hiring, hiring, and post-hiring strategies beyond the Component 13 form. Section B outlined a detailed update on strategies used to address elements of Components 10, 11, and 12. If applicable, use the following form to report on strategies stated in the EEO Plan that fall outside of Components 10-13.

Instructions:

- Use your district's EEO Plan submission to guide completion of this section.
- For reviewers' reference, list the number of the relevant EEO Plan Component in the "Component Number" column.
- Add lines as necessary.
- Please include only the strategies and metrics that are relevant to the point in time at which you complete this annual form.

Component Number	Actions Taken	Actions Taken Toward Establishing Effectiveness Metrics and Review	Observed Outcomes: What successes have you observed? What challenges have you encountered?

Section C, Part 3: Supports for Strategy Implementation

If applicable, what kinds of supports would benefit your district's efforts to implement EEO strategies?

Section D: Response to Harassment and Discrimination Complaints

In addition to the requirement that community college districts investigate and appropriately respond to formal harassment or discrimination complaints filed pursuant to section 59300 et seq. of title 5 of the California Code of Regulations, section 59340(b) requires districts to provide an annual report detailing the number and disposition of complaints alleging unlawful discrimination.

District Officer or Designee	
Name, title, and email of District Officer or Designee responsible for receiving complaints:	
Notes (please indicate changes to District Officer or Designee appointment over the previous fiscal year here):	

Complaints Received		
Employment	Number of discrimination complaints received in the previous academic year:	
	Number of informal charges received in the previous academic year:	
Non-Employment	Number of discrimination complaints received in the previous academic year:	
	Number of informal charges received in the previous academic year:	
	Total number of discrimination complaints and informal charges received:	

Complaints Resolved		
Employment	Number of discrimination complaints resolved in the previous academic year:	
	Number of informal charges resolved in the previous academic year:	
Non-Employment	Number of discrimination complaints resolved in the previous academic year:	
	Number of informal charges resolved in the previous academic year:	
	Total number of discrimination complaints and informal charges resolved:	

Types of Complaints and Resolution (Employment)					
Considering the total number of discrimination complaints and informal charges received in the previous academic year (as reported in the Complaints Received table), please provide the following information:					
How many complaints are based on the following protected categories:		How many of the complaints are:			
	[Total]	Sustained in Whole	Sustained in Part	Not Sustained	Currently Unresolved
Race/Ethnicity					
Gender					
Sexual harassment					
Disability/Medical Condition					
Other					
In the box below, list specific "Other" protected categories and report total number for each and describe status: (ex.: Religion (4 total; 1 Sustained in Whole; 2 Not Sustained; 1 Currently Unresolved))					

Types of Complaints and Resolution (Non-Employment)					
Considering the total number of discrimination complaints and informal charges received in the previous academic year (as reported in the Complaints Received table), please provide the following information:					
How many complaints are based on the following protected categories:		How many of the complaints are:			
	[Total]	Sustained in Whole	Sustained in Part	Not Sustained	Currently Unresolved
Race/Ethnicity					
Gender					
Sexual harassment					
Disability/Medical Condition					
Other					

<p>In the box below, list specific “Other” protected categories and report total number for each and describe status: (ex.: Religion (4 total))</p>

Unresolved Complaints from Previous Academic Years	
<p>If applicable, how many complaints from previous academic years (i.e., complaints that arose before the 2023-24 academic year) remain unresolved?</p>	<p>Employment:</p> <p>Non-Employment:</p>
<p>For each unresolved complaint, please briefly explain the factors that keep the complaint from being resolved:</p>	

Section E: Use of EEO Funds²

Report	EEO/Diversity Allocation Fund (Ed. Code § 87108)
(a) Total Unexpended Allocation from Previous Year (Carry Over)	\$ 138,888
(b) 2022-2023 Allocation	\$ 50,000
(c) 2022-2023 Expenditures (Same total listed below in column 1)	\$ 78,250
Unexpended Allocations (a + b - c) ** Below, please describe anticipated use of funds and projected date.	\$ 110,638

Controlling Account	EEO/Diversity Allocation Fund (Ed. Code § 87108)	Other Funds	Total
1000 Academic Salaries	\$18,750		\$18,750
2000 Classified Salaries	\$6,028		\$6,028
3000 Employee Benefits	\$294		\$294
4000 Supplies & Materials	\$7,500		\$7,500
5000 Other Oper. Exp. & Svcs.	\$45,678		\$45,678
6000 Capital Outlay			
7000 Other Outgo			
Totals			\$78,250

Unexpended Allocations (if applicable)	
Explain why funds are unexpended.	
Describe any actions or strategies that will be taken to utilize the funds and outline anticipated dates.	

² "EEO Funds" does not include EEO One-Time Funding or funding from Innovative Best Practices Grants.


(1) Performance Indicators	(2A) EEO Diversity Fund Expenditures (Ed. Code § 87108)	(2B) Other Fund Expenditures (identify amount and source)	(3) Description of Activities³
1. Activities designed to encourage students to become qualified for, and seek, employment as community college faculty or administrators.	\$	\$	
2. Outreach and recruitment.	\$ 25,072	\$	District wide recruitment efforts
3. Professional development on equal employment opportunity.	\$ 9,853	\$	HR Conferences
4. Professional development on DEIA.	\$ 35,825		DEIA related conferences
5. Accommodations for applicants and employees with disabilities pursuant to title 5, section 53025.	\$	\$	
6. Other reasonable and justifiable activities to promote equal employment opportunities. Please list activities in Description of Activities column.	\$ 7,500	\$	Vested group events

³ Where appropriate, please explain how the funded activities support the District's efforts as specified in the Strategies Component of the District's EEO Plan.


Section F: Signatures – Affirmation of Accuracy and Completeness

I CERTIFY THAT THIS REPORT IS ACCURATE AND COMPLETE.

Chair, Equal Employment Opportunity Advisory Committee

Name:	Title:
Signature: 	Date:

Chief Human Resources Officer

Name: Kristina Hannon	Title: Vice Chancellor, HR, Payroll & Police Services
Signature: 	Date: 08/29/24

Chief Executive Officer (Chancellor or President/Superintendent)

Name:	Title:
Signature:	Date:

President/Chair, District Board of Trustees

Date of governing board's approval/certification:	
Name:	Title:
Signature:	Date:

SAN BERNARDINO COMMUNITY COLLEGE DISTRICT

TO: Board of Trustees

FROM: Dr. Diana Z. Rodriguez, Chancellor

REVIEWED BY: Dr. Diana Z. Rodriguez, Chancellor

PREPARED BY: Kristina Hannon, Vice Chancellor, Human Resources, Payroll, Police Services, and Health and Safety Administration

DATE: September 12, 2024

SUBJECT: Consideration of Approval to Grant Sabbatical Leaves for the 2025-2026 Academic Year

RECOMMENDATION

It is recommended that the Board of Trustees grant two full year sabbatical leaves districtwide for the 2025-2026 academic year.

OVERVIEW

The process for awarding sabbatical leaves is based on Article 18, Section H.1. of the bargaining agreement between SBCCD and the CTA. The Sabbatical Leave Committee at each college will evaluate any proposals and forward the applications and recommendations to the Districtwide Sabbatical Leave Committee. The Districtwide Sabbatical Leave Committee shall forward its recommendations to the Chancellor for review and recommendation to the Board.

Per the bargaining agreement, sabbatical leave recipients must complete a comprehensive written report with specific evaluation of the leave in terms of each of the purposes stated in the original application. The report must identify, as clearly as possible, the benefits to students that have accrued from the sabbatical leave.

ANALYSIS

If the Board determines to grant any sabbatical leaves for the following year, it will notify employees prior to October 1 of the possible number of sabbatical leaves. Such notification, however, is no guarantee of any sabbatical leave for the following school year.

SBCCD GOALS

1. Eliminate Barriers to Student Access and Success
2. Be a Diverse, Equitable, Inclusive, and Anti-Racist Institution

FINANCIAL IMPLICATIONS

The cost for replacement for the instructor's classes will be included in the appropriate 2025-2026 budgets.



SAN BERNARDINO COMMUNITY COLLEGE DISTRICT

TO: Board of Trustees

FROM: Dr. Diana Z. Rodriguez, Chancellor

REVIEWED BY: Dr. Diana Z. Rodriguez, Chancellor

PREPARED BY: Kristina Hannon, Vice Chancellor of Human Resources, Payroll, Police Services, and Health and Safety Administration

DATE: September 12, 2024

SUBJECT: Consideration of Approval of Management Job Descriptions and Revised Management Salary Schedule

RECOMMENDATION

It is recommended that the Board of Trustees approve two management job descriptions and related salary schedule changes.

- Associate Director of Legislative & Community Relations (new)
- Apprenticeship Program Administrator (new)

OVERVIEW

SBCCD job descriptions are necessary to better align the organizational structure, provide for succession planning from within SBCCD, and provide for continuity and consistency of services. The attached job descriptions have been reviewed to ensure they meet internal and external alignment of duties and provide clear expectation of roles and responsibilities, as well as address the appropriate minimum qualifications for the positions.

ANALYSIS

The Associate Director of Legislative & Community Relations job description is being submitted for approval and is related to the Government Relations & Strategic Communications portion of the 2024 DSO Reorganization which was Board approved in June 2024.

The Apprenticeship Program Administrator position is new to SBCCD and will report to the Educational & Student Support Services Division.

The revised management salary schedule reflects these additional positions.



SBCCD GOALS

1. Eliminate Barriers to Student Access and Success
2. Be a Diverse, Equitable, Inclusive, and Anti-Racist Institution
3. Be a Leader and Partner in Addressing Regional Issues
4. Ensure SBCCD's Fiscal Accountability/Sustainability

FINANCIAL IMPLICATIONS

While approval of this Board item has no direct financial implications, Board approval of accurate job descriptions has a significant cost benefit. Clear and precise descriptions help ensure employees understand their roles and responsibilities, leading to higher job satisfaction and productivity. This clarity ultimately minimizes misunderstandings and inefficiencies, leading to smoother operations and cost savings for the SBCCD.



Associate Director of Legislative & Community Relations

Management Range: 17

Board Approved: TBD

P. 1|4

*Class specifications are intended to present a descriptive list of the range of duties performed by employees in the class. Specifications are **not** intended to reflect all duties performed within the job; however, any additional duties will be reasonably related to this class.*

SUMMARY DESCRIPTION

Under the direction of the appropriate administrator, the Associate Director of Legislative & Community Relations plays a key role in securing external resources to enhance student learning opportunities and garner public and legislative support for the District's mission.

This position entails effectively communicating the District's legislative positions, building mission-focused relationships with policymakers and community leaders, monitoring and analyzing legislation, strengthening community partnerships, and managing district staff at the Educational Opportunities Help Desk in partnership with the Mexican Consulate in San Bernardino.

The incumbent must embody the District's core values of accessibility, inclusion, integrity, courage, collaboration, and excellence, serving as a higher education advocate and ambassador between the district, community, industry, and policymakers.

REPRESENTATIVE DUTIES

The following duties are typical for this classification.

Legislative Affairs:

1. Collaborates with the Associate Vice Chancellor to develop and execute public affairs strategies that advance SBCCD's legislative priorities, communications, and community relations goals.
2. Analyzes and tracks local, state, and federal legislation affecting the district. Develop position letters, policy briefs, white papers, and other materials to inform internal stakeholders and decision-makers.
3. Enhances the District's regional presence by maintaining regular communication with policymakers and key stakeholders; fosters positive relationships and facilitates meaningful dialogue through campus visits, advocacy briefings, and providing strategic access to District resources; generates support for the District's legislative and budget priorities by actively engaging with policymakers, industry leaders, labor groups, educational institutions, philanthropic organizations, alumni, and civic leaders.
4. Plans and executes high-profile events on campus and in the community to foster partnerships between the District, industry, government, educational institutions, and civic organizations. These events should aim to enrich student learning opportunities and highlight the importance of public investment in the District's mission.
5. Coordinates logistics for meetings with policymakers in Sacramento and Washington D.C., including scheduling, itineraries, talking points, and advocacy briefing materials.
6. Develops newsletter articles, press releases, social media content, and videos for government, industry, education, civic leaders, grant funders, families, and taxpayers to showcase the District's educational and economic impact.

Community Relations:



Associate Director of Legislative & Community Relations

Management Range: 17

Board Approved: TBD

P. 2|4

7. Manages district staff coordinating the Educational Opportunities Help Desk partnership with the Mexican Consulate in San Bernardino; supports the District's enrollment targets by strengthening collaboration between college departments and the Educational Opportunities Help Desk.
8. Builds partnerships with diverse groups and organizations in the Inland Empire to highlight and promote the value of post-high school education; works with local community services and agencies to distribute information and promote District initiatives and programs.
9. Stays updated on community and political dynamics affecting the District's service area; works to understand the interests and perspectives of key stakeholders and provide strategic counsel to District leadership; represents the District at key community events and acts as a liaison between the District and community organizations.
10. Assists in the development and execution of crisis communication plans and protocols to respond to and manage potential community issues; serves as a point of contact for community concerns and complaints, facilitating timely resolution and effective communication.

Resource Development and Partnerships:

11. Supports the department in identifying grant opportunities and industry partnerships that provide resources and enhance services supporting the District's educational mission.
12. Develops industry and community partnerships to create internships, apprenticeships, mentorship programs, and community service opportunities for students; organizes mixers and campus meetings to foster collaboration between the District, industry, government, education, and civic organizations.
13. Identifies opportunities to sponsor and support regional initiatives and community events to elevate the District's engagement in the region; solicits sponsorships to fund district-led community programs, events, and activities.
14. Performs other duties as assigned.

QUALIFICATIONS

The following generally describes the knowledge and ability required to enter the job and/or be learned within a short period of time in order to successfully perform the assigned duties.

Knowledge of:

- Legislative processes and government affairs at the local, state, and federal levels.
- Community relations strategies, public relations, and communication principles.
- Crisis communication skills to effectively handle and respond to potential community issues.
- Various communication channels and technologies to engage diverse stakeholders.
- Microsoft Office Suite and other relevant software applications.
- Public contracting processes; such as request for proposal, request for qualifications, and low-bid, design-build, lease-leaseback and public works construction contracts.
- Ethnic, cultural and geographical diversity of communities throughout the District service area of Inland Empire.

Ability to:

- Effectively handle and respond to potential community issues.
- Convey complex information and advocate for the district's positions.
- Develop and execute public affairs strategies.



Associate Director of Legislative & Community Relations

Management Range: 17

Board Approved: TBD

P. 3|4

- Participate in the development and administration of goals, objectives, and procedures for assigned area.
- Gather and analyze data and situations and make appropriate decisions.
- Prepare and present comprehensive, concise, clear oral and written reports.
- Analyze problems, identify alternative solutions, and implement recommendations in support of goals.
- Demonstrate a sensitivity to, and understanding of the diverse academic, socioeconomic, cultural, and ethnic backgrounds of community college students and personnel, including those with physical or learning disabilities.
- Demonstrate professionalism, fairness and honesty in all aspects of the performance of duties.
- Provide leadership based on ethics and principles as they relate to the District management functions and operations.
- Communicate clearly and concisely, both orally and in writing.
- Establish and maintain effective working relationships with those contacted in the course of work.

Education and Experience Guidelines

Education/Training:

- A Bachelor's degree in Political Science, Public Administration, Communications, or a related field from an accredited institution.

Required Experience:

- Five years of increasingly responsible experience in government relations, legislative affairs, public policy, community relations, communications, or a related field.

License Requirement:

- Possession of a valid California driver's license.

Preferred Experience:

- Experience in higher education.
- Experience in political or legislative settings.

PHYSICAL DEMANDS AND WORKING ENVIRONMENT

The conditions herein are representative of those that must be met by an employee to successfully perform the essential functions of this job. Reasonable accommodations may be made to enable individuals with disabilities to perform the essential job functions.

Environment: Work is performed in both indoor and outdoor environments and may be exposed to occasional hazards of construction sites and extreme weather conditions. Travel between sites and off-site is required.

Physical: Primary functions require sufficient physical ability and mobility to work in an office setting; to stand or sit for prolonged periods of time; to occasionally stoop, bend, kneel, crouch, reach, and twist; to lift, carry, push, and/or pull light to moderate amounts of weight up to 25 lbs.; to operate office equipment



Associate Director of Legislative & Community Relations

Management Range: 17

Board Approved: TBD

P. 4|4

requiring repetitive hand movement and fine coordination including use of a computer keyboard; and to verbally communicate to exchange information.

Vision: See in the normal visual range with or without correction; vision sufficient to read computer screens and printed documents; and to operate assigned equipment.

Hearing: Hear in the normal audio range with or without correction.

New Job Description Submitted for Approval



Apprenticeship Program Administrator

Management Salary Range: I 0

Board Approved: TBD P. I|3

*Class specifications are intended to present a descriptive list of the range of duties performed by employees in the class. Specifications are **not** intended to reflect all duties performed within the job; however, any additional duties will be reasonably related to this class.*

SUMMARY DESCRIPTION

Under the general direction of the appropriate administrator, administers and oversees the District's apprenticeship programs delivered at San Bernardino Valley College and Crafton Hills College. This position will work with various entities within the Apprenticeship Network.

The Apprenticeship Program Administrator plans, organizes, and coordinates the day-to-day activities and operations of assigned programs. This position requires communication, organizational, problem-solving, and decision-making skills and traveling throughout California. Employees in this position receive minimal supervision within a framework of standard policies and procedures.

REPRESENTATIVE DUTIES

The following duties are typical for this classification.

1. Oversee the daily operations and activities of designated apprenticeship programs.
2. Act as the primary liaison between Apprenticeship Network staff, District personnel, training sites, specific programs, and apprentices.
3. Develop, nurture, and maintain strong relationships with registered apprentices, pre-apprentices, faculty, and staff across the District and at training sites.
4. Assist in recruiting employers and securing industry partner agreements as needed.
5. Manage data collection and collaborate with Apprenticeship Networks to ensure apprentice registration and enrollment compliance with Division of Apprenticeship Standards and Department of Labor requirements.
6. Analyze and utilize data to produce accurate reports for various stakeholders throughout the year.
7. Secure necessary data-sharing agreements for assigned projects.
8. Implement continuous improvement processes to drive strategic outcomes and enhance efficiency.
9. Coordinate with community partners and provide updates and information about specific programs to key stakeholders.
10. Maintain an accurate and detailed calendar of events, deadlines, and schedules related to assigned programs to ensure timely completion of tasks and activities.
11. Represent apprenticeship program pathways and opportunities at meetings to support assigned projects.
12. Provide a compelling overview of assigned programs, identify and recruit potential participants, develop promotional materials such as brochures, flyers, and social media posts, and present to relevant groups.
13. Serve as a resource for data, research, project information, schedules, and other pertinent details.
14. Resolve issues and ensure proper implementation of program objectives and policies.
15. Coordinate and collaborate closely with other college staff and Apprenticeship Network staff to enhance access to apprenticeship programs for current and prospective students.
16. Monitor expenditures in line with project budgets and assist in the development of budgets for assigned projects or programs.
17. Compile, analyze, prepare, and submit project reports.



Apprenticeship Program Administrator

Management Salary Range: I 0

Board Approved: TBD P. 2|3

18. Maintain and review apprentice records using digital/online databases and software, enabling the tracking of apprentice progress throughout their programs.
19. Assess labor market information, stakeholder interests, and existing college resources to make recommendations and implement new programs.
20. Perform other duties as assigned.

QUALIFICATIONS

The following generally describes the knowledge and ability required to enter the job and/or be learned within a short period of time in order to successfully perform the assigned duties.

Knowledge of:

- Principles, procedures, objectives, and best practices of apprenticeship programs.
- Budget implementation, management, and monitoring processes.
- Effective oral and written communication techniques.
- Advanced analytical, interpersonal, negotiation, and organizational skills.
- Interpersonal skills, including tact, patience, and courtesy, especially when interacting with stakeholders from diverse socioeconomic, cultural, disability, and ethnic backgrounds.
- Leadership and supervisory principles, including planning, organizing, assigning, and reviewing work, as well as performance standards, evaluation, discipline, and employee development.
- Standard computer operations and relevant software applications, including database management and word processing.
- Diverse academic, socioeconomic, cultural, disability, and ethnic backgrounds of community college students.

Ability to:

- Learn and apply District policies and procedures, California Education Code regulations, and state and federal laws, using sound judgment in various procedural situations.
- Administer and oversee the daily operations of the program effectively.
- Build and maintain relationships with external stakeholders and leverage networks and resources.
- Relate effectively to a diverse student population, including varying ages, socioeconomic statuses, cultural affiliations, and ethnic backgrounds.
- Analyze problems, develop effective solutions, and take independent action to achieve successful outcomes.
- Analyze data and prepare comprehensive written and oral reports tailored to various stakeholders.
- Work efficiently under pressure, prioritize tasks, and meet multiple deadlines.
- Communicate clearly and effectively, both orally and in writing.
- Learn from mistakes, implement appropriate corrective actions, and prevent repeated issues.
- Exercise tact, diplomacy, and sound judgment in all interactions with stakeholders.
- Work independently with minimal supervision.
- Establish and maintain cooperative and effective working relationships with others, including those from diverse backgrounds.
- Present information clearly and effectively in various public settings.



Apprenticeship Program Administrator

Management Salary Range: I 0

Board Approved: TBD P. 3|3

Education and Experience Guidelines:

Education/Training:

A Bachelor's degree in education, business administration, human resources, public administration, or a related field from an accredited institution.

Experience:

Three (3) years of years of progressively responsible experience in program administration, workforce development, education administration, or a related field.

Equivalency Provision:

In the absence of a Bachelor's degree, an Associate's degree or completion of sixty (60) units with coursework in education, business administration, human resources, public administration, or a related field from an accredited institution and five (5) years progressively responsible experience in program administration, workforce development, education administration, or a related field from an accredited college is qualifying.

Certificate, License or Registration:

Possession of a valid California Driver's License and eligibility for coverage under the District's Approved Driver Program.

PHYSICAL DEMANDS AND WORKING ENVIRONMENT

The conditions herein are representative of those that must be met by an employee to successfully perform the essential functions of this job. Reasonable accommodations may be made to enable individuals with disabilities to perform the essential job functions.

Environment:

Work is performed primarily in a standard office setting. Travel within the region is required. Evening and weekend work may be required.

Physical:

Primary functions require sufficient physical ability and mobility to work in an office setting; to stand or sit for prolonged periods of time; to occasionally stoop, bend, kneel, crouch, reach, and twist; to lift, carry, push, and/or pull light to moderate amounts of weight up to 30 pounds; to operate office equipment requiring repetitive hand movement and fine coordination including use of a computer keyboard; and to verbally communicate to exchange information.

Vision:

See in the normal visual range with or without correction; vision sufficient to read computer screens and printed documents; and to operate assigned equipment.

Hearing:

Hear in the normal audio range with or without correction.

RANGE	POSITION	STEP										
		A	B	C	D	E	F	G	H	I	J	
1												
2												
3												
4												
5												
6	<ul style="list-style-type: none"> ▪ Assistant Manager, Workforce Development ▪ Caltrans Work Crew Supervisor ▪ Tool Room Supervisor 	\$ 70,599	\$ 72,717	\$ 74,899	\$ 77,146	\$ 79,461	\$ 81,844	\$ 84,300	\$ 86,829	\$ 91,171	\$ 95,729	
7		\$ 74,131	\$ 76,355	\$ 78,646	\$ 81,005	\$ 83,435	\$ 85,938	\$ 88,516	\$ 91,171	\$ 95,729	\$ 100,515	
8	<ul style="list-style-type: none"> ▪ Circulation Supervisor ▪ Custodial Supervisor 	\$ 77,836	\$ 80,171	\$ 82,577	\$ 85,055	\$ 87,607	\$ 90,235	\$ 92,941	\$ 95,729	\$ 100,515	\$ 105,541	
9	<ul style="list-style-type: none"> ▪ Printing & Graphic Services 	\$ 81,728	\$ 84,180	\$ 86,706	\$ 89,307	\$ 91,986	\$ 94,746	\$ 97,588	\$ 100,516	\$ 105,542	\$ 110,819	
10	<ul style="list-style-type: none"> ▪ Apprenticeship Program Administrator ▪ Aquatics Director ▪ Braille Program Manager ▪ College Corps Program Manager ▪ Food Services Supervisor ▪ Community Engagement Manager, KVCR ▪ Maintenance & Grounds Supervisor ▪ Manager, Workforce Development 	\$ 85,814	\$ 88,389	\$ 91,040	\$ 93,772	\$ 96,585	\$ 99,483	\$ 102,467	\$ 105,542	\$ 110,819	\$ 116,360	
11	<ul style="list-style-type: none"> ▪ Project Administrator, Career Education 	\$ 90,106	\$ 92,810	\$ 95,593	\$ 98,461	\$ 101,415	\$ 104,457	\$ 107,591	\$ 110,819	\$ 116,360	\$ 122,177	
12	<ul style="list-style-type: none"> ▪ Assistant Director of Development 	\$ 94,610	\$ 97,448	\$ 100,372	\$ 103,384	\$ 106,486	\$ 109,680	\$ 112,971	\$ 116,360	\$ 122,177	\$ 128,286	
13	<ul style="list-style-type: none"> ▪ Manager, Marketing and Media ▪ Manager, Regional Employer Engagement 	\$ 99,342	\$ 102,322	\$ 105,391	\$ 108,554	\$ 111,810	\$ 115,164	\$ 118,619	\$ 122,177	\$ 128,286	\$ 134,701	
14	<ul style="list-style-type: none"> ▪ Business Services Administrator ▪ Director, Child Development Center ▪ Director, Workforce Development ▪ Environmental Health & Safety Administrator ▪ Manager, CalWORKs & Workforce Development ▪ Manager, Production ▪ Payroll Manager 	\$ 104,309	\$ 107,439	\$ 110,661	\$ 113,981	\$ 117,401	\$ 120,922	\$ 124,549	\$ 128,286	\$ 134,701	\$ 141,436	
15	<ul style="list-style-type: none"> ▪ Business Systems Administrator ▪ Director, Adult Education Block Grant (AEBG) 	\$ 109,523	\$ 112,809	\$ 116,194	\$ 119,680	\$ 123,270	\$ 126,969	\$ 130,778	\$ 134,701	\$ 141,436	\$ 148,507	
16	<ul style="list-style-type: none"> ▪ Police Sergeant 	\$ 115,001	\$ 118,451	\$ 122,004	\$ 125,663	\$ 129,434	\$ 133,317	\$ 137,316	\$ 141,436	\$ 148,507	\$ 155,933	

RANGE	POSITION	STEP										
		A	B	C	D	E	F	G	H	I	J	
17	<ul style="list-style-type: none"> ▪ Associate Director, Fiscal Services ▪ Associate Director, Employee Health & Wellness, Compliance, and College Support Services ▪ Associate Director, Human Resources ▪ Associate Director of Legislative & Community Relations ▪ Campus Director of Marketing, Creative Services & Public Affairs ▪ Campus Project Manager ▪ Director, Alternative Text Production Center ▪ Director, of Audits and Analysis ▪ Director, Economic Development Corporate Training ▪ Director, Library and Learning Support Services ▪ Director, Police Academy ▪ Director, Television ▪ Director, Workforce Development DSN ICT ▪ Facilities Project Manager ▪ Manager, Programming – KVCR TV/FM ▪ Local Business Outreach Administrator - Measure CC 	\$ 120,750	\$ 124,372	\$ 128,102	\$ 131,946	\$ 135,904	\$ 139,982	\$ 144,182	\$ 148,507	\$ 155,933	\$ 163,730	
18	<ul style="list-style-type: none"> ▪ Development Director ▪ Director of Athletics ▪ Director of Operations ▪ Director, Admissions & Records ▪ Director, Development & Strategic Relations - KVCR ▪ Director, EOPS & CARE, SBVC ▪ Director, Financial Aid and Scholarships ▪ Director, MESA ▪ Director, Outreach & Educational Partnerships ▪ Director, Secondary Educational Partnerships (SBVC) ▪ Director, STEM-MESA ▪ College Director, Technology Services 	\$ 126,788	\$ 130,592	\$ 134,509	\$ 138,544	\$ 142,700	\$ 146,981	\$ 151,391	\$ 155,933	\$ 163,730	\$ 171,916	

RANGE	POSITION	STEP									
		A	B	C	D	E	F	G	H	I	J
19	<ul style="list-style-type: none"> •Associate Director of Bond Program Planning and Construction •Associate Director of Facilities Planning, Sustainability & Construction ▪ Director, Corporate & Strategic Relations - KVCR ▪ Director, Development & Community Relations ▪ Director, Facilities, Maintenance & Operations ▪ Director of Institutional Advancement ▪ Director, KVCR Broadcast Media Systems ▪ Director, Security and User Services ▪ Director, Student Accessibility Services (SAS) - SBVC ▪ Director, Student Accessibility Services and Health & Wellness Center - CHC ▪ Director, Student Life ▪ District, Director of Grants 	\$ 133,127	\$ 137,121	\$ 141,234	\$ 145,471	\$ 149,835	\$ 154,330	\$ 158,960	\$ 163,729	\$ 171,915	\$ 180,511
20	<ul style="list-style-type: none"> ▪ Director of Administrative Application Systems ▪ District Director, Technology Services 	\$ 139,782	\$ 143,976	\$ 148,295	\$ 152,743	\$ 157,326	\$ 162,046	\$ 166,907	\$ 171,915	\$ 180,511	\$ 189,537
21	<ul style="list-style-type: none"> ▪ Associate Dean, Health Services and Director of Nursing •Associate Dean, Student Support Services ▪ Business Manager ▪ Director, Fiscal Services ▪ District Director of Research, Planning & Institutional Effectiveness ▪ Director, Human Resources, and Labor Relations ▪ Police Lieutenant 	\$ 146,772	\$ 151,176	\$ 155,711	\$ 160,382	\$ 165,194	\$ 170,149	\$ 175,254	\$ 180,511	\$ 189,537	\$ 199,014
22		\$ 154,110	\$ 158,733	\$ 163,495	\$ 168,401	\$ 173,452	\$ 178,656	\$ 184,016	\$ 189,537	\$ 199,014	\$ 208,964

RANGE	POSITION	STEP									
		A	B	C	D	E	F	G	H	I	J
23	<ul style="list-style-type: none"> ▪ Chief of Police ▪ Dean, Student Services ▪ Dean of Academic Success, Grants and Learning Services (SBVC) ▪ Dean of Research, Planning, & Institutional Effectiveness ▪ Dean of Research, Planning, & Institutional Effectiveness with Grants Oversight ▪ District Dean, Educational and Student Support Services ▪ District Director, Diversity, EEO, Employee Wellness, and Compliance ▪ District Director, Human Resources, Environmental Health & Safety Administration, and Police Services ▪ District Director, Human Resources, Retirement, and Payroll Services ▪ Division Dean (Instructional) ▪ Division Dean (Non-Instructional) 	\$ 161,818	\$ 166,672	\$ 171,673	\$ 176,822	\$ 182,127	\$ 187,591	\$ 193,218	\$ 199,015	\$ 208,966	\$ 219,413
24		\$ 169,908	\$ 175,005	\$ 180,255	\$ 185,663	\$ 191,233	\$ 196,970	\$ 202,879	\$ 208,966	\$ 219,413	\$ 230,384
25	<ul style="list-style-type: none"> ▪ Executive Director, Business and Fiscal Services ▪ Executive Director, Economic Development & Corporate Training ▪ Executive Director, Facilities, Planning, Sustainability & Construction ▪ Executive Director, Research Planning Institutional Effectiveness ▪ Executive Director, KVCR 	\$ 178,403	\$ 183,756	\$ 189,268	\$ 194,947	\$ 200,796	\$ 206,819	\$ 213,023	\$ 219,413	\$ 230,384	\$ 241,903
26	<ul style="list-style-type: none"> ▪ Chief Technology Officer ▪ Vice President, Administrative Services ▪ Vice President, Instruction ▪ Vice President, Student Services 	\$ 187,324	\$ 192,944	\$ 198,732	\$ 204,694	\$ 210,834	\$ 217,159	\$ 223,674	\$ 230,384	\$ 241,903	\$ 253,998

SAN BERNARDINO COMMUNITY COLLEGE DISTRICT

TO: Board of Trustees

FROM: Dr. Diana Z. Rodriguez, Chancellor

REVIEWED BY: Dr. Diana Z. Rodriguez, Chancellor

PREPARED BY: Kristina Hannon, Vice Chancellor, Human Resources, Payroll, Police Services, and Health and Safety Administration

DATE: September 12, 2024

SUBJECT: Consideration of Approval of Management Tuition Reimbursement

RECOMMENDATION

It is recommended that the Board of Trustees approve tuition reimbursements for the following management employee:

- Dr. Ariel Davis to pursue courses at Mt. Saint Mary's University.

OVERVIEW

Dr. Ariel Davis is the Manager, College Corps at District Support Operations, and she plans to take these courses Fall 2024.

ANALYSIS

This request is in compliance with Administrative Procedure 7260 which allows that Classified Supervisors shall be eligible for tuition cost reimbursement from an accredited institution and that all courses for which a manager is seeking reimbursement be approved by the Board of Trustees.

SBCCD GOALS

1. Eliminate Barriers to Student Access and Success
2. Be a Diverse, Equitable, Inclusive, and Anti-Racist Institution

FINANCIAL IMPLICATIONS

The cost of this reimbursement will be covered by the appropriate 2024-2025 General Fund budget.



SAN BERNARDINO COMMUNITY COLLEGE DISTRICT

TO: Board of Trustees

FROM: Dr. Diana Z. Rodriguez, Chancellor

REVIEWED BY: Kristina Hannon, Vice Chancellor, Human Resources, Payroll, Police Services, and Health and Safety Administration

PREPARED BY: Dr. Kevin Horan, President, CHC
Dr. Gilbert Contreras, President, SBVC

DATE: September 12, 2024

SUBJECT: Consideration of Approval of Non-Instructional Pay for Academic Employees

RECOMMENDATION

It is recommended that the Board of Trustees approve non-instructional pay for academic employees as indicated on the attached.

OVERVIEW

Academic employees will be compensated at the agreed upon non-instructional rate of pay. This compensation is requested due to the periodic need for academic employees to assist with various department research, projects, committee work, or campus/community events.

ANALYSIS

As of July 1, 2023, non-instructional rates of pay are based on the Tentative Agreement by and between SBCCD and the CTA regarding *Article 10 Wages*, which was Board approved April 11, 2024.

SBCCD GOALS

1. Eliminate Barriers to Student Access and Success

FINANCIAL IMPLICATIONS

The cost of the non-instructional pay is included in the appropriate 2024-2025 budgets.





Non-Instructional Pay for Academic Employees

Submitted for Board Approval September 12, 2024

[v.8.28.2024.p.1|9]

Employee Name Funding Source	Location Assignment	From	To	Rate	Hours	Not to Exceed Amount	Project
Arrowood, Veronica Contract Education-Categorical Funds	CHC	08/11/24	09/10/24	\$57.89	5	\$289.45	Dual Enrollment Mandated Training <i>Ratification: Department was not able to meet prior to submission</i>
Ayangbah, Shirley Contract Education-Categorical Funds	CHC	08/11/24	09/10/24	\$57.89	5	\$289.45	Dual Enrollment Mandated Training <i>Ratification: Department was not able to meet prior to submission</i>
Barger, Heather Contract Education-Categorical Funds	CHC	08/11/24	09/10/24	\$57.89	5	\$289.45	Dual Enrollment Mandated Training <i>Ratification: Department was not able to meet prior to submission</i>
Brossia, Karen Office of Instruction	CHC	08/12/24	12/20/24	\$66.33	200	\$13,266.00	Adjunct Counselor provide dual enrollment counseling <i>Ratification: Not able to meet deadline</i>
Castillo, Andrew Contract Education-Categorical Funds	CHC	08/11/24	09/10/24	\$57.89	5	\$289.45	Dual Enrollment Mandated Training <i>Ratification: Department was not able to meet prior to submission</i>
Castro, Liliana EOPS-Categorical Funds	CHC	08/12/24	12/20/24	\$64.09	300	\$19,227.00	Adjunct counselor, provide acadmic support, completion of ed plan for EOPS, NextUp and DREAMer students <i>Ratification: Not able to meet deadline</i>
Corre, Monica Khalaj-Le Contract Education-Categorical Funds	CHC	08/11/24	09/10/24	\$57.89	5	\$289.45	Dual Enrollment Mandated Training <i>Ratification: Department was not able to meet prior to submission</i>



Non-Instructional Pay for Academic Employees

Submitted for Board Approval September 12, 2024

[v.8.28.2024.p.2]9]

Delmonico, Shana Office of Instruction	CHC	08/12/24	12/20/24	\$70.84	200	\$14,168.00	Adjunct Counselor provide dual enrollment counseling <i>Ratification: Not able to meet deadline</i>
Dugan, Jonathan Contract Education-Categorical Funds	CHC	08/11/24	09/10/24	\$57.89	5	\$289.45	Dual Enrollment Mandated Training <i>Ratification: Department was not able to meet prior to submission</i>
Dugan, Jonathan Mesa	CHC	08/12/24	12/31/24	\$57.89	90	\$5,210.10	STEM
Edberg, Heather Contract Education-Categorical Funds	CHC	08/11/24	09/10/24	\$57.89	5	\$289.45	Dual Enrollment Mandated Training <i>Ratification: Department was not able to meet prior to submission</i>
Farley, Diana Office of Instruction	CHC	08/12/24	12/20/24	\$70.82	175	\$12,393.50	Adjunct Counselor provide dual enrollment counseling <i>Ratification: Not able to meet deadline</i>
Gallegos, Maria de Jesus Contract Education-Categorical Funds	CHC	08/11/24	09/10/24	\$57.89	5	\$289.45	Dual Enrollment Mandated Training <i>Ratification: Department was not able to meet prior to submission</i>
Gerhartz, David Contract Education-Categorical Funds	CHC	08/11/24	09/10/24	\$57.89	5	\$289.45	Dual Enrollment Mandated Training <i>Ratification: Department was not able to meet prior to submission</i>
Grigsby, Michael Contract Education-Categorical Funds	CHC	08/11/24	09/10/24	\$57.89	5	\$289.45	Dual Enrollment Mandated Training <i>Ratification: Department was not able to meet prior to submission</i>
Harris, Kashaunda EOPS-Categorical Funds	CHC	08/12/24	12/20/24	\$57.89	80	\$4,631.20	FT counselor, provide academic support, completion of ed plans for EOPS, NextUp and DREAMer students <i>Ratification: Department was not able to meet prior to submission</i>



Non-Instructional Pay for Academic Employees

Submitted for Board Approval September 12, 2024

[v.8.28.2024.p.3]9]

Hart, Danae Contract Education-Categorical Funds	CHC	08/11/24	09/10/24	\$57.89	5	\$289.45	Dual Enrollment Mandated Training <i>Ratification: Department was not able to meet prior to submission</i>
Hart, Danae Student Equity and Achievement Categorical Fund	CHC	08/05/24	08/05/24	\$57.89	6	\$347.34	USC Race & Equity Training <i>Ratification: Details were not finalized prior to board meeting.</i>
Henry, Jaquelyn Office of Instruction	CHC	08/12/24	12/20/24	\$64.09	175	\$11,215.75	Adjunct Counselor provide dual enrollment counseling <i>Ratification: Not able to meet deadline</i>
Herrick, Theresa Contract Education-Categorical Funds	CHC	08/11/24	09/10/24	\$57.89	5	\$289.45	Dual Enrollment Mandated Training <i>Ratification: Department was not able to meet prior to submission</i>
Hughes, Richard Student Equity and Achievement Categorical Fund	CHC	08/05/24	08/05/24	\$57.89	6	\$347.34	USC Race & Equity Training <i>Ratification: Details were not finalized prior to board meeting.</i>
Hutchins, Eric Contract Education-Categorical Funds	CHC	08/11/24	09/10/24	\$57.89	5	\$289.45	Dual Enrollment Mandated Training <i>Ratification: Department was not able to meet prior to submission</i>
Jimenez, Sabrina Contract Education-Categorical Funds	CHC	08/11/24	09/10/24	\$57.89	5	\$289.45	Dual Enrollment Mandated Training <i>Ratification: Department was not able to meet prior to submission</i>
Kusko, Vaughn Office of Instruction	CHC	08/12/24	12/20/24	\$70.82	175	\$12,393.50	Adjunct Counselor provide dual enrollment counseling <i>Ratification: Not able to meet deadline</i>
Lehar, Jade Contract Education-Categorical Funds	CHC	08/11/24	09/10/24	\$57.89	5	\$289.45	Dual Enrollment Mandated Training <i>Ratification: Department was not able to meet prior to submission</i>



Non-Instructional Pay for Academic Employees

Submitted for Board Approval September 12, 2024

[v.8.28.2024.p.4|9]

Lopez, Natalie Zero Textbook Funding	CHC	08/12/24	01/20/24	\$57.89	63	\$3,647.07	Zero-Textbook Cost Library Certificate Program at CHC <i>Ratification: Hours were missed or increased</i>
Mansourian, Farhad Contract Education-Categorical Funds	CHC	08/11/24	09/10/24	\$57.89	5	\$289.45	Dual Enrollment Mandated Training <i>Ratification: Department was not able to meet prior to submission</i>
Martinez, Santos VRC-Categorical Funds	CHC	08/12/24	12/20/24	\$64.09	160	\$10,254.40	Veterans Counselor <i>Ratification: Hiring decision was not made prior to submission</i>
Mattson, Haly Student Equity and Achievement	CHC	08/12/24	12/20/24	\$64.09	100	\$6,409.00	Adjunct Counselor, provide counseling, Ed plan development and other counseling services for enrollment. <i>Ratification: Not able to meet deadline</i>
McKee, Julie Contract Education-Categorical Funds	CHC	08/11/24	09/10/24	\$57.89	5	\$289.45	Dual Enrollment Mandated Training <i>Ratification: Department was not able to meet prior to submission</i>
McVey Cody Contract Education-Categorical Funds	CHC	08/11/24	09/10/24	\$57.89	5	\$289.45	Dual Enrollment Mandated Training <i>Ratification: Department was not able to meet prior to submission</i>
Moffatt, Christopher Contract Education-Categorical Funds	CHC	08/11/24	09/10/24	\$57.89	5	\$289.45	Dual Enrollment Mandated Training <i>Ratification: Department was not able to meet prior to submission</i>
Montejano, Jordan CHC General Tutoring	CHC	08/06/24	12/17/24	\$57.89	342	\$19,798.38	Assistance & Support to Tutors & SI Leaders Tutoring Center <i>Ratification: Change contract start date to include hours for tutor training.</i>



Non-Instructional Pay for Academic Employees

Submitted for Board Approval September 12, 2024

[v.8.28.2024.p.5]9]

Moody, Amanda Contract Education-Categorical Funds	CHC	08/11/24	09/10/24	\$57.89	5	\$289.45	Dual Enrollment Mandated Training <i>Ratification: Department was not able to meet prior to submission</i>
Navarrete, Belinda College Promise-Categorical Funds	CHC	08/12/24	12/20/24	\$64.09	150	\$9,613.50	Adult Education Counselor <i>Ratification: Hiring decision was not made prior to submission</i>
Neumann, Brent Contract Education-Categorical Funds	CHC	08/11/24	09/10/24	\$57.89	5	\$289.45	Dual Enrollment Mandated Training <i>Ratification: Department was not able to meet prior to submission</i>
Nguyen, Jennifer Contract Education-Categorical Funds	CHC	08/11/24	09/10/24	\$57.89	5	\$289.45	Dual Enrollment Mandated Training <i>Ratification: Department was not able to meet prior to submission</i>
Nunez, Celeste Contract Education-Categorical Funds	CHC	08/11/24	09/10/24	\$57.89	5	\$289.45	Dual Enrollment Mandated Training <i>Ratification: Department was not able to meet prior to submission</i>
Ortiz, Viviana Contract Education-Categorical Funds	CHC	08/11/24	09/10/24	\$57.89	5	\$289.45	Dual Enrollment Mandated Training <i>Ratification: Department was not able to meet prior to submission</i>
Partain, Jeff Contract Education-Categorical Funds	CHC	08/11/24	09/10/24	\$57.89	5	\$289.45	Dual Enrollment Mandated Training <i>Ratification: Department was not able to meet prior to submission</i>
Patino, George Contract Education-Categorical Funds	CHC	08/11/24	09/10/24	\$57.89	5	\$289.45	Dual Enrollment Mandated Training <i>Ratification: Department was not able to meet prior to submission</i>
Reichert, Nicholas CHC General Tutoring	CHC	07/01/24	08/09/24	\$70.84	28	\$1,983.52	Overload Non-Instructional Faculty-CTA Release <i>Ratification: CTA contractual release time was not known to us until now.</i>



Non-Instructional Pay for Academic Employees

Submitted for Board Approval September 12, 2024

[v.8.28.2024.p.6]9]

Reichert, Nicholas CHC General Tutoring	CHC	08/12/24	12/20/24	\$70.84	140	\$9,917.60	Overload Non-Instructional Faculty- CTA Release <i>Ratification: CTA contractual release time was not known to us until now.</i>
Rivera, Desiree College Promise-Categorical Funds	CHC	08/12/24	12/01/24	\$64.09	150	\$9,613.50	Adult Education Counselor <i>Ratification: Hiring decision was not made prior to submission</i>
Rocha, Sarah Contract Education-Categorical Funds	CHC	08/11/24	09/10/24	\$57.89	5	\$289.45	Dual Enrollment Mandated Training <i>Ratification: Department was not able to meet prior to submission</i>
Rocha, Sarah Mesa	CHC	08/12/24	12/31/24	\$57.89	80	\$4,631.20	STEM <i>Ratification: Hours were missed or increased</i>
Sanchez, David Contract Education-Categorical Funds	CHC	08/11/24	09/10/24	\$57.89	5	\$289.45	Dual Enrollment Mandated Training <i>Ratification: Department was not able to meet prior to submission</i>
Sanderman, Linda Mesa	CHC	08/12/24	12/31/24	\$57.89	50	\$2,894.50	STEM <i>Ratification: Hours were missed or increased</i>
Sanford, Conchi Contract Education-Categorical Funds	CHC	08/11/24	09/10/24	\$57.89	5	\$289.45	Dual Enrollment Mandated Training <i>Ratification: Department was not able to meet prior to submission</i>
Schoenfeld, Racquel EOPS-Categorical Funds	CHC	08/12/24	12/20/24	\$57.89	80	\$4,631.20	FT counselor, provide academic support, completion of ed plans for EOPS, NextUp and DREAMer students <i>Ratification: Department was not able to meet prior to submission</i>



Non-Instructional Pay for Academic Employees

Submitted for Board Approval September 12, 2024

[v.8.28.2024.p.7|9]

Shinnerl, Eva Contract Education-Categorical Funds	CHC	08/11/24	09/10/24	\$57.89	5	\$289.45	Dual Enrollment Mandated Training <i>Ratification: Department was not able to meet prior to submission</i>
Simmers, Jennifer Contract Education-Categorical Funds	CHC	08/11/24	09/10/24	\$57.89	5	\$289.45	Dual Enrollment Mandated Training <i>Ratification: Department was not able to meet prior to submission</i>
Smith, Jeffrey Contract Education-Categorical Funds	CHC	08/11/24	09/10/24	\$57.89	5	\$289.45	Dual Enrollment Mandated Training <i>Ratification: Department was not able to meet prior to submission</i>
Stamper, Sarai Contract Education-Categorical Funds	CHC	08/11/24	09/10/24	\$57.89	5	\$289.45	Dual Enrollment Mandated Training <i>Ratification: Department was not able to meet prior to submission</i>
Tovar, Jonathan Contract Education-Categorical Funds	CHC	08/11/24	09/10/24	\$57.89	5	\$289.45	Dual Enrollment Mandated Training <i>Ratification: Department was not able to meet prior to submission</i>
Vargas, Erika Cuara Ramos DREAm Resource Liaison-Categorical Funds	CHC	08/12/24	12/20/24	\$64.09	300	\$19,227.00	Adjunct counselor, provide acadmic support, completion of ed plan for EOPS, NextUp and DREAMer students <i>Ratification: Department was not able to meet prior to submission</i>
Verschell, Jeff Contract Education-Categorical Funds	CHC	08/11/24	09/10/24	\$57.89	5	\$289.45	Dual Enrollment Mandated Training <i>Ratification: Department was not able to meet prior to submission</i>
Voda, David Contract Education-Categorical Funds	CHC	08/11/24	09/10/24	\$57.89	5	\$289.45	Dual Enrollment Mandated Training <i>Ratification: Department was not able to meet prior to submission</i>
Xayaphanthong, Soutsaxhone Contract Education-Categorical Funds	CHC	08/11/24	09/10/24	\$57.89	5	\$289.45	Dual Enrollment Mandated Training <i>Ratification: Department was not able to meet prior to submission</i>



Non-Instructional Pay for Academic Employees

Submitted for Board Approval September 12, 2024

[v.8.28.2024.p.8|9]

Hamdy, Rania EEO Grant	DSO	08/12/24	12/31/24	\$57.89	422	\$24,429.58	Onboarding and Orientation <i>Ratification: Not able to meet deadline</i>
Hecht, Andrea HR General Funds	DSO	07/22/24	07/26/24	\$57.89	5	\$289.45	Equivalency Committee <i>Ratification: Not able to meet deadline</i>
Huston, Celia EEO Grant	DSO	08/12/24	12/31/24	\$57.89	50	\$2,894.50	Cascade Implementation <i>Ratification: Not able to meet deadline</i>
Wilkins, Janice HR General Funds	DSO	07/22/24	07/26/24	\$57.89	7	\$405.23	Equivalency Committee <i>Ratification: Not able to meet deadline</i>
Barnard, Amber Multi Media -Categorical Fund	SBVC	09/13/24	05/23/25	\$57.89	120	\$6,946.80	FTVM Adjunct Workshop
Burns-Peters, Davena Office of Instruction General Fund	SBVC	07/14/24	08/11/24	\$57.89	50	\$2,894.50	DE Facilitator, On-line <i>Ratification due to the resignation of a faculty member originally scheduled to facilitate.</i>
Chencharick, John Extended Police Academy Fund	SBVC	09/13/24	06/30/25	\$57.89	422	\$24,429.58	Backup Coordinator
Jefferson, Kimberly IE Regional K-16 Education Collaborative Grant	SBVC	09/13/24	12/30/24	\$57.89	100	\$5,789.00	IE Regional K-16 Education Collaborative
Jefferson, Kimberly IE Regional K-16 Education Collaborative Grant	SBVC	01/02/25	06/30/25	\$57.89	100	\$5,789.00	IE Regional K-16 Education Collaborative



Non-Instructional Pay for Academic Employees

Submitted for Board Approval September 12, 2024

[v.8.28.2024.p.9]9]

Kasouha, Samar Instruction Office- General Fund	SBVC	08/12/24	12/31/24	\$57.89	201	\$11,635.89	Writing Center Extended Hour Faculty Oversight <i>Ratification. Replacing original faculty as they resigned from their position.</i>
Kasouha, Samar Tutoring Center General Funds	SBVC	08/12/24	12/20/24	\$57.89	360	\$20,840.40	Tutoring Center Adjunct <i>Ratification. This item was missed due to clerical error.</i>
Knight, Denise Integrated Bilingual Authorization Program Grant	SBVC	09/13/24	03/21/25	\$57.89	176	\$10,188.64	Integrated Bilingual Authorization Program
Nguyen, Bryan Tutoring Center General Funds	SBVC	08/12/24	12/20/24	\$57.89	360	\$20,840.40	Tutoring Center Adjunct <i>Ratification. This item was missed due to clerical error.</i>
Sandoval de Rosas, Galdino Strong Workforce Grant Fund	SBVC	09/16/24	12/31/24	\$57.89	80	\$4,631.20	HMDT Department Projects
Zuick, Nhan Tutoring Center General Funds	SBVC	08/12/24	12/20/24	\$57.89	360	\$20,840.40	Tutoring Center Adjunct <i>Ratification. This item was missed due to clerical error.</i>

SAN BERNARDINO COMMUNITY COLLEGE DISTRICT

TO: Board of Trustees

FROM: Dr. Diana Z. Rodriguez, Chancellor

REVIEWED BY: Dr. Diana Z. Rodriguez, Chancellor

PREPARED BY: Dr. Kevin Horan, President, CHC
Dr. Gilbert Contreras, President, SBVC
Kristina Hannon, Vice Chancellor, Human Resources, Payroll, Police Services,
and Health and Safety Administration

DATE: September 12, 2024

SUBJECT: Consideration of Approval to Pay Stipends

RECOMMENDATION

It is recommended that the Board of Trustees approve the payment of stipends per the attached list.

OVERVIEW

The stipends listed on the attachment are submitted for approval.

ANALYSIS

Stipends are based on negotiated agreement between SBCCD and the SBCCDTA and CSEA bargaining units, as applicable.

SBCCD GOALS

1. Eliminate Barriers to Student Access and Success

FINANCIAL IMPLICATIONS

The payment of stipends is included in the appropriate 2024-2025 budgets.





Payment of Stipends

Submitted for Board Approval September 12, 2024

[v.8.27.2024.p.2|4]

Faculty Chair 07/15/24 – 06/30/25

Amendment. To correct prior stipend submitted by division office.

Employee Name	Location Assignment	Department	Stipend
Jones, Carol	SBVC	Chemistry	\$8,000.00
Tolstova, Anna	SBVC	Physics	\$6,000.00

Assistant Coach 08/12/24 – 12/31/24

Ratification: Information was not provided in time for prior month's board approval.

Employee Name	Location Assignment	Department	Stipend
Dotson, Juwan	SBVC	Assistant Football Coach	\$5,000.00
Frazier, Everett	SBVC	Assistant Football Coach	\$5,000.00
Gutierrez, Julio	SBVC	Assistant Football Coach	\$5,000.00
Munford, Jaymi	SBVC	Assistant Football Coach	\$5,000.00

Other 07/01/24 – 12/31/24

Radiologic Technology Program Director Work

Ratification: Information was not provided in time for prior month's board approval.

Employee Name	Location Assignment	Department	Stipend
Cundieff, Shannon	CHC	Radiologic Technology	\$2,000.00

Other 07/01/24 – 12/31/24

Program Work for the Association of College and University Educators Cohort

Ratification: Information was not provided in time for prior month's board approval.

Employee Name	Location Assignment	Department	Stipend
Harris, Kashaunda	CHC	Career Education and Human Development	\$1,000.00

Other 07/01/24 – 12/31/24

Nursing Services Program Director Work

Ratification: Information was not provided in time for prior month's board approval.

Employee Name	Location Assignment	Department	Stipend
Jasso, Heather	CHC	Nursing Services	\$10,200.00



Payment of Stipends

Submitted for Board Approval September 12, 2024

[v.8.27.2024.p.3|4]

Other 08/12/24 – 01/02/25

Zero Textbook Cost; work for respective program classes.

Ratification: Information was not provided in time for prior month's board approval.

Employee Name	Location Assignment	Department	Stipend
Juan, Shirley	CHC	Social and Cultural Studies (Phil-105)	\$500.00

Other 09/12/24 – 12/31/24

H RTP grant-funded nursing concurrent enrollment program coordinator to act as a liaison for students pursuing BSN degrees at other institutions while attending SBVC

Ratification: Information was not provided in time for prior month's board approval.

Employee Name	Location Assignment	Department	Stipend
Robles, Maritza	SBVC	Nursing	\$20,000.00

Other 09/13/24 – 12/31/24

Pathways to Success Experiential Learning Project

Ratification: Information was not provided in time for prior month's board approval.

Employee Name	Location Assignment	Department	Stipend
Colbert, Tim	SBVC	Pathways to Success	\$2,000
Sogomonian, Nori	SBVC	Pathways to Success	\$2,000

Other 10/21/24 – 11/24/24

DE Certification Training

Employee Name	Location Assignment	Department	Stipend
Hamlett, Cynthia	CHC	Distance Education	\$2,894.00

Other 01/01/25 – 05/31/25

Radiologic Technology Program Director Work

Ratification: Information was not provided in time for prior month's board approval.

Employee Name	Location Assignment	Department	Stipend
Cundieff, Shannon	CHC	Radiologic Technology	\$2,000.00



Payment of Stipends

Submitted for Board Approval September 12, 2024

[v.8.27.2024.p.4|4]

Other 01/01/25 – 05/31/25

Program Work for the Association of College and University Educators Cohort

Ratification: Information was not provided in time for board approval,

Employee Name	Location Assignment	Department	Stipend
Harris, Kashaunda	CHC	Career Education and Human Development	\$1,000.00

Other 01/01/25 – 05/31/25

Nursing Services Program Director Work

Ratification: Information was not provided in time for prior month's board approval

Employee Name	Location Assignment	Department	Stipend
Jasso, Heather	CHC	Nursing Services	\$10,200.00

Other 01/01/25 – 06/30/25

H RTP grant-funded nursing concurrent enrollment program coordinator to act as a liaison for students pursuing BSN degrees at other institutions while attending SBVC

Employee Name	Location Assignment	Department	Stipend
Robles, Maritza	SBVC	Nursing	\$20,000.00

Other 01/15/25 – 02/10/25

USC Race & Equity Practices. (30) Faculty members are attending the USC Equity Training that starts in August 2024. The stipend is for work that will be assigned by Dr. Keith Wurtz associated with the training they have received.

Employee Name	Location Assignment	Department	Stipend
Hart, Danae	CHC	Instruction Office	\$500.00
Hughes, Richard	CHC	Instruction Office	\$500.00

SAN BERNARDINO COMMUNITY COLLEGE DISTRICT

TO: Board of Trustees

FROM: Dr. Diana Z. Rodriguez, Chancellor

REVIEWED BY: Jose F. Torres, Executive Vice Chancellor

PREPARED BY: Steven J. Sutorus, Executive Director, Business & Fiscal Services

DATE: September 12, 2024

SUBJECT: Consideration of Approval to Serve Alcoholic Beverages

RECOMMENDATION

It is recommended that the Board of Trustees approve these requests to serve alcoholic beverages.

Event & Location	Sponsoring Group	Date & Time	Type of Alcohol
Redlands Chamber of Commerce Mixer at Crafton Hills College	President's Office	9/19/2024 5:00-6:30 p.m.	Beer & Wine
Board of Governors Event at KVCR	Government Relations & Strategic Communications	9/23/2024 5:30-8:30 p.m.	Beer, Wine & Spirits

OVERVIEW

The possession, sale or furnishing of alcohol on campuses is governed by California law. It is a violation of SBCCD policy for anyone to consume or possess alcohol anywhere on campus without prior District approval. Organizations or groups violating alcohol policies may be subject to sanctions.

The decision to serve alcoholic beverages at the event(s) listed above has been agreed to by campus management.

ANALYSIS

This request meets the requirements of SBCCD Board Policy and Administrative Procedure 3560 on Alcoholic Beverages and California law. The appropriate paperwork has been filed through the Business Services office to obtain the appropriate licenses.

SBCCD GOALS

3. Be a Leader and Partner in Addressing Regional Issues
4. Ensure Fiscal Accountability/Sustainability

FINANCIAL IMPLICATIONS

There are no direct financial implications associated with the approval of this board item.



SAN BERNARDINO COMMUNITY COLLEGE DISTRICT

TO: Board of Trustees

FROM: Dr. Diana Z. Rodriguez, Chancellor

REVIEWED BY: Jose F. Torres, Executive Vice Chancellor

PREPARED BY: Steven J. Sutorus, Executive Director, Business & Fiscal Services

DATE: September 12, 2024

SUBJECT: Consideration of Approval of Conference Requests

RECOMMENDATION

It is recommended that the Board of Trustees approve the attached conference requests.

OVERVIEW

Faculty and staff attend conferences for various purposes, including professional growth and development, networking with industry peers, discussing best practices, and learning about emerging issues. The SBCCD travel and conference process is covered by Administrative Procedure 7400. All requests must be approved by the appropriate administrator as listed:

- For employee travel, the traveler's immediate supervisor.
- For student travel, the College President.
- For the Chancellor's travel, the Board Chair, or other designated Board Member.
- For Board Member travel, the Board Chair or designee.

Additionally, conference expenses must be approved by the budget responsibility center managers and Business Services. If total estimated expenses exceed \$5,000 per person, or travel is outside the contiguous United States, the request must also have prior Board approval.

ANALYSIS

The requests to attend conferences on the attached are either estimated to result in expenses exceeding \$5,000 per person, and/or involve travel outside the contiguous United States.

SBCCD GOALS

1. Eliminate Barriers to Student Access and Success
2. Be a Diverse, Equitable, Inclusive, and Anti-Racist Institution
3. Be a Leader and Partner in Addressing Regional Issues
4. Ensure Fiscal Accountability/Sustainability

FINANCIAL IMPLICATIONS

The cost of these conferences is included in the appropriate budget funds indicated on the attached and are approved by supervising managers through the District's financial system.





Conference Requests

Submitted for Board Approval September 12, 2024

[v.8.27.2024.p.1|1]

Requestor	Conference
<p>Site CHC</p> <p>Name & Department Michelle Riggs</p> <p>Estimated Cost \$5,700</p>	<p>Certified Specialist in Planned Giving Professional Designation Program</p> <p>Dates of Travel/Conference 9/9/24 – 7/15/2025</p> <p>Location Virtual</p> <p>Purpose Certificate program sponsored by California State University, Long Beach, American Institute for Philanthropic Studies. The purpose of this certificate program is to provide a training solution for those involved in the field of planned giving.</p> <p>Funding Source Human Resources Classified Professional Development</p> <p>Ratification Funding source was not determined until after the Board agenda due date.</p>

SAN BERNARDINO COMMUNITY COLLEGE DISTRICT

TO: Board of Trustees

FROM: Dr. Diana Z. Rodriguez, Chancellor

REVIEWED BY: Jose F. Torres, Executive Vice Chancellor

PREPARED BY: Steven J. Sutorus, Executive Director, Business & Fiscal Services

DATE: September 12, 2024

SUBJECT: Consideration of Ratification for Contracts at or Above \$114,500

RECOMMENDATION

It is recommended that the Board of Trustees ratify the contracts on the attached list which are routine in nature, support the ongoing operation of the District, and have a total contract cost at or above \$114,500.

OVERVIEW

In accordance with SBCCD Board Policy 6100, Delegation of Authority, The Board of Trustees delegates authority to the Chancellor to supervise the general business procedures of the District to assure the proper administration of property and contracts. District staff is presenting the attached purchase and/or contract requests, which meet or exceed the formal bid limits, for Board approval in the form of ratification.

ANALYSIS

The California Board of Governors sets the formal bid limit for procurement of goods and/or services on an annual basis. The formal bid limit for the current calendar year has been set at \$114,500. Ratification of the contracts on the attached list will allow for the successful ongoing operation of the District. Bond construction services are not included in this board item.

SBCCD GOALS

4. Ensure Fiscal Accountability/Sustainability

FINANCIAL IMPLICATIONS

The attached purchase and/or contract requests have been budgeted for via purchase requisition.





Contracts At or Above \$114,500
 Submitted for Ratification September 12, 2024
 [v. 09/05/2024.p.1|1]

Control #	Vendor	Contract Type	Site	Department	Expense	Income	Amendment
30038	Real Journey Academies Inc	Subgrantee Agreement	SBVC	Grants	\$190,833		
30098	Rialto Unified School District	Subgrantee Agreement	SBVC	Adult Education	\$1,415,152		
30099	Redlands Unified School District	Subgrantee Agreement	SBVC	Adult Education	\$1,128,512		
30120	Sunbelt Controls Inc	On Demand Services	SBVC	Maintenance	\$150,000		
30122	San Bernardino City USD	Subgrantee Agreement	SBVC	Adult Education	\$6,479,927		
30123	Yucaipa-Calimesa Joint USD	Subgrantee Agreement	SBVC	Adult Education	\$793,383		
30124	Colton Joint USD	Subgrantee Agreement	SBVC	Adult Education	\$1,028,551		
30150	California Public Policy Group Inc	Services	SBCCD	Government Relations	\$226,000		
30161	Johnson Controls Fire Protection	Maintenance Agreement	CHC	Maintenance	\$233,602		
30170	Australian Children Television Foundation	Broadcasting Rights	KVCR	KVCR	\$116,500		
30171	Cross Media Corporation	Services	KVCR	KVCR	\$120,000		
30223	MidAmerican Administrative and Retirement Solutions	Services	SBCCD	Human Resources	\$2,500,000 plus \$360,000 Annually		

SAN BERNARDINO COMMUNITY COLLEGE DISTRICT

TO: Board of Trustees

FROM: Dr. Diana Z. Rodriguez, Chancellor

REVIEWED BY: Dr. Diana Z. Rodriguez, Chancellor

PREPARED BY: Heather M. Ford, Senior Executive Administrative Assistant

DATE: September 12, 2024

SUBJECT: Consideration of Approval of Individual Memberships

RECOMMENDATION

It is recommended that the Board of Trustees approve the attached list of individual memberships.

OVERVIEW

The County of San Bernardino District Financial Services Division requires certification of Board minutes, that are in accordance with provisions of legal codes for the State of California, to pay invoices for memberships. Whenever possible, SBCCD purchases institutional memberships to be used districtwide. The individual requesting membership has reviewed, and confirms, the District does not currently subscribe to an institutional membership and the association to which they are requesting membership only offers Individual memberships. The memberships requested are related to job duties and functions to promote and advance our institutions and students.

ANALYSIS

Education Code Section 35172 (d) Subscribe for membership for any school under its jurisdiction in any society, association, or organization which has for its purpose the promotion and advancement of public or private education. (e) Subscribe for membership in, or otherwise become a member of, any national, state, or local organization of governing boards of school districts or members thereof which has for its purposes the promotion and advancement of public education through research and investigation, and the cooperation with persons and associations whose interests and purposes are the betterment of the educational opportunities of the children of the state.

Education Code Section 35160.1 (a) The Legislature finds and declares that school districts, county boards of education, and county superintendents of schools have diverse needs unique to their individual communities and programs. Moreover, in addressing their needs, common as well as unique, school districts, county boards of education, and county superintendents of schools should have the flexibility to create their own unique solutions. (b) In enacting Section 35160, it is the intent of the Legislature to give school districts, county boards of education, and



county superintendents of schools broad authority to carry on activities and programs, including the expenditure of funds for programs and activities which, in the determination of the governing board of the school district, the county board of education, or the county superintendent of schools are necessary or desirable in meeting their needs and are not inconsistent with the purposes for which the funds were appropriated. It is the intent of the Legislature that Section 35160 be liberally construed to affect this objective. (c) The Legislature further declares that the adoption of this section is a clarification of existing law under Section 35160.

SBCCD GOALS

1. Eliminate Barriers to Student Access and Success
2. Be a Diverse, Equitable, Inclusive, and Anti-Racist Institution
3. Be a Leader and Partner in Addressing Regional Issues
4. Ensure Fiscal Accountability/Sustainability

FINANCIAL IMPLICATIONS

Membership associated with this board item are included in the funding source as attached.



Individual Memberships

Submitted for Approval September 12, 2024

[v.8.27.2024.p.1|1]

SITE, INDIVIDUALS, AND AMOUNT	MEMBERSHIP AND FUNDING SOURCE
<p>DSO Shari Blackwell \$199.00</p>	<p>The American Society of Administrative Professionals (ASAP) TESS General Fund</p>
<p>SBVC Dina Humble \$400.00</p>	<p>California Community Colleges Chief Instructional Officers (CCCCIO) VP Instruction Office General Fund</p>
<p>CHC Ryan Harol \$40.00</p>	<p>California Fire Technology Director's Association Fire Science-Fire Technology General Fund</p>
<p>CHC Duran Gaddy \$40.00</p>	<p>California Fire Technology Director's Association Fire Science-Fire Technology General Fund</p>

SAN BERNARDINO COMMUNITY COLLEGE DISTRICT

TO: Board of Trustees

FROM: Dr. Diana Z. Rodriguez, Chancellor

REVIEWED BY: Jose F. Torres, Executive Vice Chancellor

PREPARED BY: Farrah Farzaneh, Executive Director, Facilities Planning, Construction, & Sustainability

DATE: September 12, 2024

SUBJECT: Consideration of Approval to Award Bid #CC01-3610-32 and Contract for SBVC Irrigation Controller Upgrades Project

RECOMMENDATION

It is recommended that the Board of Trustees award **Bid #CC01-3610-32 | Irrigation Controller Upgrades Project at San Bernardino Valley College**, and contract, to Southern California Landscape, Inc. of Rancho Cucamonga, CA in the amount of \$642,000.00.

OVERVIEW

This project consists of campus-wide irrigation controller upgrades with associated new master valves and flow sensors for selected points of connection.

ANALYSIS

A Notice Inviting Bids was publicly advertised, and on July 16, 2024, the District received two responsive bids. On July 17, 2024, the Project Team, consisting of two District staff members, three AECOM team members, and four Construction Management Team members, held a virtual meeting to review the bids for responsiveness. The results are shown below.

Vendor	Total Bid
Southern California Landscape, Inc. of Rancho Cucamonga, CA	\$642,000.00
Marina Landscape, Inc. of Orange, CA	\$1,280,000.00

An analysis of the bids received indicates that Southern California Landscape, Inc. of Rancho Cucamonga, CA is the lowest responsive bidder.



SBCCD GOALS

1. Eliminate Barriers to Student Access and Success
2. Be a Diverse, Equitable, Inclusive, and Anti-Racist Institution
3. Be a Leader and Partner in Addressing Regional Issues
4. Ensure Fiscal Accountability/Sustainability

FINANCIAL IMPLICATIONS

The costs will be included in the Bond Construction budget.

SAN BERNARDINO COMMUNITY COLLEGE DISTRICT

TO: Board of Trustees

FROM: Dr. Diana Z. Rodriguez, Chancellor

REVIEWED BY: Jose F. Torres, Executive Vice Chancellor

PREPARED BY: Farrah Farzaneh, Executive Director, Facilities Planning, Construction, & Sustainability

DATE: September 12, 2024

SUBJECT: Consideration of Ratification of Master Services Agreements and Task Orders for Bond Construction

RECOMMENDATION

It is recommended that the Board of Trustees ratify Master Services Agreements and Task Orders as indicated on the attached list.

OVERVIEW

To support the Measure CC Bond Program, SBCCD has created various shortlists of professional service consultants for specific pre-design, and engineering disciplines in accordance with the established Request for Qualifications process. These prequalified shortlists include:

- Architectural & Engineering
- California Environmental Quality Act/National Environmental Policy Act
- Civil Surveying
- Commissioning
- Division of the State Architect Inspector of Record
- Estimating
- Facility Move Management
- Furniture, Fixtures, & Equipment (FF&E) Design, Procurement & Installation Coordination
- Geotechnical
- Hazardous Material Assessment
- Landscape Architecture
- Mechanical, Electrical, and Plumbing Engineering
- Special Inspection & Material Testing

As consulting firms are needed, Requests for Task Order Proposals are issued to the firms of each applicable shortlist. If selected, a Master Services Agreement with the chosen firm is executed, and the Task Order awarded.



ANALYSIS

Requests for Task Order Proposals are issued to all prequalified professional services consultants within the related pool. Unlike construction contracts, which are awarded by low bid, professional consulting contracts are awarded based on best value.

Each proposal is assessed by a committee comprised of representatives from the Facilities Department, campus staff, program management team, and other District stakeholders as appropriate. A qualitative evaluation based on weighted criteria (including fee, technical approach, project experience, key personnel, and delivery schedule) is performed to determine which firm's proposal provides SBCCD with the best value for the Task Order.

SBCCD GOALS

1. Eliminate Barriers to Student Access and Success
2. Be a Diverse, Equitable, Inclusive, and Anti-Racist Institution
3. Be a Leader and Partner in Addressing Regional Issues
4. Ensure Fiscal Accountability/Sustainability

FINANCIAL IMPLICATIONS

The costs will be included in the Bond Construction budget.



Master Services Agreements & Task Orders for Bond Construction

Submitted for Ratification September 12, 2024

[v.8.27.2024.p.1|1]

Firm	Pool Approval	Task Order Amount	Site	Project	Task Order	Date Executed
*Leighton Consulting, Inc. Rancho Cucamonga, CA	Special Inspections and Material Testing Services 2/13/2020	\$37,095.00	SBVC	Observatory Renovation	CC03-3640.04 (TO#05-053.1) Special Inspections and Material Testing Services	7/29/2024
*Dovetail Decision Consultants, Inc. San Anselmo, CA	FF&E Design, Procurement & Installation Coordination Services 8/11/2022	\$10,280.00	CHC	Instructional Building & Performing Arts Center	CC03-3640.17 (TO#01-006.3) FF&E Design, Procurement & Installation Coordination Services	7/30/2024
*Dovetail Decision Consultants, Inc. San Anselmo, CA	FF&E Design, Procurement & Installation Coordination Services 8/11/2022	\$3,700.00	CHC	Crafton Hall Renovation	CC03-3640.17 (TO#01-007.4) FF&E Design, Procurement & Installation Coordination Services	8/1/2024
*DLR Group Riverside, CA	Architecture and Engineering Services 12/12/2021	\$28,660.00	CHC	Performing Arts Center	CC03-3640.03 (TO#01-053.7) Architecture and Engineering Services	8/2/2024
*PBK Architects Rancho Cucamonga, CA	Architecture and Engineering Services 12/12/2021	\$10,820.00	CHC	Crafton Hall Renovation	CC03-3640.03 (TO#02-052.2) Architecture and Engineering Services	8/9/2024

*Issued as a supplement to an existing Task Order.



ADVOCATING FOR STUDENT HOUSING

Chancellor Dr. Diana Z. Rodriguez was invited by the Inland Empire Community Foundation to moderate a meeting with California’s Secretary of Housing, Tomiquia Moss, and Deputy Secretary Sasha Kergan. The roundtable included housing leaders from Riverside and San Bernardino counties.

This meeting was essential to express our interest in building affordable student housing at Crafton Hills College and San

cont. on page 4



9.12.2024

CHANCELLOR'S REPORT



ACTIVE SHOOTER TRAINING

SBCCD organized an active shooter training session, which was led by the SBCCD Police Department and saw strong participation from across the district. The session was designed to equip participants with critical skills and knowledge for responding effectively in an emergency situation. This training is a key component of our ongoing commitment to ensuring the safety and well-being of everyone in our workplace and learning environments.



KICKING OFF THE SCHOOL YEAR!

On August 9th the Chancellor’s Office and our Board of Trustees came to show some love and support for San Bernardino Valley College and Crafton Hills College as we kick off another year!

Here’s to our amazing faculty and staff—let’s make this year one for the books, helping our students succeed. Can’t wait to see all the incredible work our community will achieve!





THIS IS SBCCD

CHC EXPERIENCE OPENED DOORS TO MEDICAL SCHOOL



Charis Alexander was happy to reflect on her time at Crafton when asked, one that started when she was just 14. She then enrolled in one class to get a leg up on her college requirements and get a taste of college life by “dipping her toes into the water.” Her hard work paid off when she graduated with an

associate degree in art history in 2021.

After graduating from Crafton, Alexander transferred to the University of Southern California, where she earned a bachelor’s in neuroscience just a few weeks ago. In the fall, she’ll begin her med school studies through the USC-Caltech MD-PhD Program, which provides “students with an enviable range of cross-disciplinary research opportunities” (<https://keck.usc.edu/md-phd-program/>).

You may wonder how Alexander went from art history to neuroscience to medicine?

“When I first started at Crafton, I was thinking about going into science because I was very ‘science focused,’” she explained. “But when talking to my counselors, they encouraged me to think of the opportunities available at Crafton and I started thinking about what else I loved doing. That ended up being humanities and history.

“I eventually began studying neuroscience because I liked human behavior, and history provides a different angle of human behavior over time,” Alexander continued. “So, I was able to discover a new side to what I was passionate about, and I don’t think I would have been able to do that had I started at a four-year university.”

For those looking to have the kind of success Alexander experienced, her biggest piece of advice is to get invested and get connected.

“Take the opportunity you have with the incredible support system available at Crafton to start something new and to create something new,” she said.

SBVC PARTNERS WITH SBCUSD TO HOST ANNUAL BACK TO SCHOOL EXTRAVAGANZA



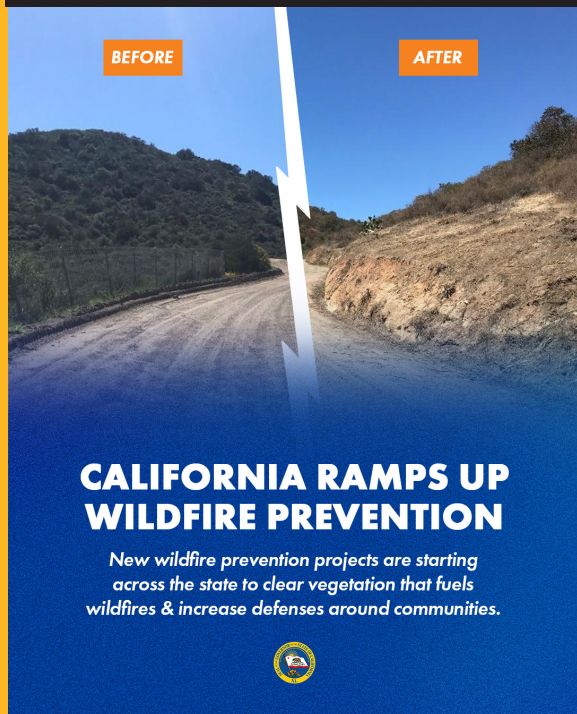
San Bernardino Valley College and the San Bernardino City Unified School District collaborated to host a spectacular back-to-school extravaganza on SBVC’s campus. The event drew over 4,000 attendees, including recent high school graduates, their families, and community members, marking a significant step towards strengthening educational ties within the region.

The vibrant event served as a welcoming platform for future Wolverines and their families, with SBVC’s outreach team playing a pivotal role. The team distributed backpacks filled with essential school supplies and provided comprehensive enrollment information, helping prospective students navigate the transition to college life. The enthusiasm was palpable as new students and their families explored the myriad opportunities that await them at SBVC.

Representatives from SBCUSD were also on hand, offering valuable insights into the district’s diverse array of programs. Attendees learned about English-learner programs, after-school activities, special education services, and student wellness and support services. This comprehensive information aimed to ensure that every student is equipped with the resources they need to succeed academically and personally.

The event featured live music performances by local high school students, adding a festive and energetic atmosphere to the day. Attendees had the opportunity to engage with local businesses, explore educational resources, and enjoy a sense of community camaraderie.

SBCCD WILDFIRE PREVENTION GRANT RECIPIENT



On July 27, CAL FIRE made an exciting announcement of a \$113 million investment to help communities gear up for wildfire season. This significant funding, part of the ambitious \$52 billion California Climate Commitment budget, will back 96 crucial wildfire prevention projects across the state, with over 80% of the grants targeting vulnerable or underserved communities. It's a bold step toward making our state safer and more resilient.

We're thrilled to share that the San Bernardino Community College District (SBCCD) has been awarded \$692,351.29 for our innovative *Every Yard Counts – Defensible Space Training* program. This funding will enable us to partner with the US Green Buildings Council of Los Angeles to create a not-for-credit curriculum designed to empower homeowners and business owners in fire-prone areas. Our goal is to provide the tools and knowledge necessary to create defensible spaces that protect both lives and property.

This program is set to make a real difference in San Bernardino and Riverside counties. By teaching best practices for fire prevention, *Every Yard Counts* will help improve public health and safety while also contributing to our state's efforts to reduce greenhouse gas emissions. We can't wait to see the positive impact this initiative will have on our communities!

EDCT CELEBRATES \$3M ECONOMIC DEVELOPMENT ADMINISTRATION GRANT

SBCCD celebrated a \$3 million investment from the U.S. Economic Development Administration to build a new job training center at the San Bernardino Community College District, near the former Norton Air Force Base.

Chancellor Dr. Diana Z. Rodriguez described the future center as an "oasis of opportunity" for unemployed adults, at-risk youth, and anyone needing to update their skills. Set to open by 2028, the center is poised to be a game-changer, particularly for formerly incarcerated adults.

The 17,620-square-foot facility will feature both indoor and outdoor areas dedicated to hands-on, accelerated, industry-recognized training.

The festivities kicked off with a check presentation and a ceremonial groundbreaking, with special guests including U.S. Department of Commerce Assistant Secretary Alejandra Castillo, Congressman Pete Aguilar, Assemblymember Eloise Gomez Reyes,

Supervisor Joe Baca, Jr., San Bernardino Mayor Helen Tran, San Bernardino City Councilmember Damon Alexander, and many others from our community and industry partners in attendance.

The event highlighted the strong collaboration between government leaders, community members, and industry partners, setting the stage for a promising future.



Bernardino Valley College, and to highlight some obstacles. The state's Higher Education Affordable Student Housing Grant Program has been a great initiative, but a slight adjustment could make it even better.

Currently, funding for student housing tends to prioritize coastal and urban areas, which is understandable given the high cost of living in those regions. However, there is a compelling need to revisit the funding formula to ensure that regions like the Inland Empire also benefit from this program. Notably, none of the 12 community colleges in our region have received funding from this grant. To address this, we urge the state to allocate housing development tax credits specifically for student housing in Inland California, stretching from the Inland Empire to the Central Valley. While these tax credits typically support family housing, setting aside a portion specifically for student housing could stimulate public-private partnerships and spark new projects in our inland communities.

Ensuring equitable distribution of resources is essential for supporting students across all regions of California, and a revised funding approach could help bridge the gap, fostering growth and opportunity in areas that have been overlooked.

SUPPORTING YOUTH HOMELESSNESS GRANT

We are collaborating with Eunice Abel, a former SBVC student and dedicated homeless advocate, to support a regional application for the Youth Homelessness Demonstration Program (YHDP) grant through HUD.

WHY IT MATTERS

This grant could bring up to \$4 million to our region, benefiting local nonprofits' housing projects and potentially SBCCD, directly impacting students facing housing insecurity.

The application, due at the end of August, has our full backing, with a letter of support from SBCCD already provided.

THE BIG PICTURE

The YHDP is a national initiative aimed at reducing youth homelessness by empowering communities to develop coordinated approaches.

SBCCD HELPS FIRST GENERATION FAMILIES AT MEXICAN CONSULATE



SBCCD kicked off the 7th Annual Binational Week of Education at the Mexican Consulate in San Bernardino!



We're proud to partner with UC Riverside, CSU San Bernardino, Growing Inland Achievement, and local schools to provide essential information on college, job training, and financial aid to our community.



Did you know? The "Ventanilla De Orientacion Educativa" is an educational help desk at the Mexican Consulate, offering guidance to parents, students, and anyone seeking information about college.



For 7 years, our San Bernardino Community College District team has been dedicated to staffing this resource, helping families navigate their educational journeys.

You can visit the VOE at 293 N. D St., San Bernardino, CA.



SAN BERNARDINO COMMUNITY COLLEGE DISTRICT

TO: Board of Trustees

FROM: Dr. Diana Z. Rodriguez, Chancellor

REVIEWED BY: Dr. Nohemy Ornelas, Vice Chancellor of Education and Student Support Services

PREPARED BY: Dr. Christopher M. Crew, Executive Director, Research & Planning

DATE: September 12, 2024

SUBJECT: Strategic Plan Goal-1 Status Updates

RECOMMENDATION

This item is for information only and no action is necessary.

OVERVIEW

The current document provides a review of important actions and highlights related to Goal-1 (Eliminate barriers to Student Access and Success).

ANALYSIS

In continued efforts to eliminate barriers to student access and success SBCCD has partnered with CalFire and the US Green Building Council of Los Angeles to secure a grant targeting fire risk reduction. SBCCD organized on-site courses for dually enrolled students and achieved significant engagement on social media. Additionally, SBCCD organized the Annual Back to School Extravaganza, catering to students and their families, and launched a new dual enrollment program focusing on Aviation and Aeronautics at Flabob Airport in collaboration with Springs Charter High School.

INSTITUTIONAL VALUES

1. Eliminate barriers to student access and success.

FINANCIAL IMPLICATIONS

There are no financial implications.



MONTHLY STATUS UPDATE

Goal 1: Eliminate Barriers to Student Access and Success.

\$692,351 SECURED

SBCCD secured a \$692,351 grant from CalFire in partnership with the US Green Buildings Council of Los Angeles to reduce fire risk.

1,568 STUDENTS

California Adult Education Program counselors from SBCCD delivered on-site student development courses to 1,568 dually enrolled students.

40,713 ENGAGEMENTS

As of July 2024, SBCCD has garnered social media engagements showcasing important student programs, news, and services, with 7,858 on Instagram, 6,900 on Facebook, and 25,955 on LinkedIn.



OUTCOMES ACHIEVED

SBCCD Outreach and Recruitment, in collaboration with Student Equity, hosted the Annual Back to School Extravaganza with the San Bernardino City Unified School District. The event welcomed over 2,000 students and families, showcasing SBCCD's programs and services to various community partners.

SBCCD has launched a new dual enrollment pathway in Aviation and Aeronautics at Flabob Airport, in partnership with Springs Charter High School.

SAN BERNARDINO COMMUNITY COLLEGE DISTRICT

TO: Board of Trustees

FROM: Dr. Diana Z. Rodriguez, Chancellor

REVIEWED BY: DR. Diana Z. Rodriguez, Chancellor

PREPARED BY: Heather M. Ford, Senior Executive Administrative Assistant

DATE: September 12, 2024

SUBJECT: Board Master Planning Action Calendar

RECOMMENDATION

This item is for information only.

OVERVIEW

The Board Master Planning Action Calendar is a schedule of items for board discussion or action. Board items are subject to change and are updated and posted in the monthly board business meeting agendas.

ANALYSIS

The Board Master Planning Action Calendar serves as a blueprint that can be used to improve planning and increase transparency districtwide.

SBCCD GOALS

1. Eliminate Barriers to Student Access and Success
2. Be a Diverse, Equitable, Inclusive, and Anti-Racist Institution
3. Be a Leader and Partner in Addressing Regional Issues
4. Ensure Fiscal Accountability/Sustainability

FINANCIAL IMPLICATIONS

There are no financial implications associated with this board item.



BOARD MASTER PLANNING ACTION CALENDAR*

Presented for Information September 12, 2024

MONTHLY	Consent Agenda	<p>INSTRUCTION/STUDENT SERVICES</p> <ul style="list-style-type: none"> Curriculum Modifications Donations <p>HUMAN RESOURCES</p> <ul style="list-style-type: none"> Classification Advancements for Academic Employees Non-instructional Pay, Stipends, and Reduced Workload Tuition Reimbursement Employment Contracts Promotions, Transfers, Reclassifications, Step Advancements New Hires (Adjuncts, Substitutes, Classified, Management, Temporary, Interim, Permanent) Job Descriptions and Revised Salary Schedules CSEA/CTA/POA Agreements 	<p>BUSINESS & FISCAL SERVICES</p> <ul style="list-style-type: none"> Alcoholic Beverages Board Policies (Final Approval) Conferences Over \$5K or Outside US District/College Expenses Individual Memberships Surplus Property & Authorization for Private Sale or Disposal Contracts Above Bid Limit Resolution: Fund Balance Transfer Ratification of Interfund Transfers Signature List Changes 	<p>FACILITIES</p> <ul style="list-style-type: none"> Informal Bid Award (UCCAP) CBOC Appointees Award RFQ/RFPI/Bids & Contracts Master Service Agreement & Task Orders For Bond Construction Small Scale Construction Contract Award
	Information Items Reports/Updates	<p>OFFICE OF THE CHANCELLOR</p> <ul style="list-style-type: none"> Applause Recognition Retirements Board Committee Reports Reports from Represented Groups Board Master Planning Action Calendar 	<p>BUSINESS & FISCAL SERVICES/FACILITIES</p> <ul style="list-style-type: none"> Board Policies (1st Reading) Budget Revenue & Expenditure Summary General Fund Cash Flow Analysis Purchase Order Report Contracts Below Bid Limit Construction Change Orders and Amendments – Bond/Non-Bond KVCR Update 	<p>HUMAN RESOURCES</p> <ul style="list-style-type: none"> CSEA/CTA/POA MOUs Professional Expert, Short-Term, and Substitute Employees Resignations Retirements Volunteers

JANUARY

- Legislative Priorities and State Budget Priorities
- 2022-2027 SBCCD Strategic Plan Mid-Year Update (Goals 1-4)
- 2022-2027 SBCCD Strategic Plan (begin renewal mid-year for approval in August)
- § 53003. Updated District EEO Plan Presentation and ACTION (with comments from CCCCCO)
- EEO Plan (monitor, evaluate, and report annually)
- Adopt Budget Calendar (by 2/1)
- Budget Directives 1st Reading (BFC)

FEBRUARY

- Apportionment Attendance and FTES Calculation Report (CCFS 320) P1
- 2022-2027 Strategic Plan Update (Goal 1)
- Sabbatical Leave Requests (name faculty, college, & term)
- Budget Directives (by 3/1)
- Nonresident Tuition and Capital Outlay Fees (by 3/1)
- Review and Affirmation of Guiding Principles for FCC Auction Proceeds PRST Account
- Review and Approve Guiding Principles for KVCR PRST Account

MARCH

- Regular Meeting Dates for the Board of Trustees
- 2022-2027 Strategic Plan Update (Goal 2)
- Classified Employee of the Year Endorsement (by 3/15)
- Review Tenure/Tenure Contracts
- Selection of Auditor (before 4/1)
- Quarterly Certified Financial Status Report (Oct-Dec)
- Quarterly Investment & Deposit Report (Oct-Dec)
- CBOC Annual Report Presentation (by 3/31)
- CCC Classified Employee of the Year Nomination

BOARD MASTER PLANNING ACTION CALENDAR*

Presented for Information March 14, 2024

APRIL

- Trustee Handbook
- Student Trustee Privileges (by 5/15)
- P&Ps: 2100 (every two years on even election years),
- 2022-2027 Strategic Plan Update (Goal 3)
- 4/10 Alternate Summer Work Schedule MOU

MAY

- Recognition of Outgoing Student Trustees
- P&Ps: 6320 (annual; last approved 4/2023); 4235 (every three years; last approved 5/13/21)
- 2022-2027 Strategic Plan Update (Goal 4)
- Apportionment Attendance and FTES Calculation Report (CCFS 320) P2
- Preliminary Budget & Presentation (optional strategy session)
- Resolution: Interfund Transfers for Next Fiscal Year

JUNE

- Presentation: Administer Oath of Office to New Student Trustees
- New Student Trustee Orientation Information
- Executive Summary of Goals 1-4 (Board Retreat)
- Presentation: DEIA (HR)
- Employment Contracts for Academic and Classified Managers
- Employment Contract for Chancellor
- Salary Placement for Executive Management (3-year placement)
- Adopt Tentative Budget (by 7/1)
- Authorized Signature List for Next Fiscal Year
- Resolution: Expenditures of Prop 30 EPA Funds
- Resolution: Signature Authorizations for State of CA Department of Rehabilitation, Department of Education, Department of Corrections and Rehabilitation, and Department of Social Services
- Resolution: GANN Limit
- Sole Source Suppliers for Fiscal Year
- 2023-2028 CHC & SBVC Educational Master Plan
- 2023-2028 DSO Plan
- District Bank Accounts
- Resolution: Increase Board Compensation and Approve Excused Absences
- Fiscal Year Meals, Refreshments on District and College Expenses
- Quarterly Financial Status Report (Jan-Mar)
- Quarterly Investment & Deposit Report (Jan-Mar)
- Five-Year Construction Plan (CCCCO annual requirement)

BOARD MASTER PLANNING ACTION CALENDAR*

Presented for Information March 14, 2024

JULY

- Resolution: Transfer of Appropriations for the Fiscal Year
- 2020-2023 District Technology Strategic Plan (2020)

AUGUST

- P&Ps: 2745, 2435, 1100, 1200
- Reaffirm Mission, Vision, Values (2022)
- 2022-2027 Strategic Plan (begin renewal mid-year for approval in August)
- Apportionment Attendance and FTES Calculation Report (CCFS 320) P3
- Final Budget Presentation (strategy session last Thursday)

SEPTEMBER

- Accreditation Midterm Report (due 10/15/24)
- Accreditation Comprehensive Review Occurs Fall 2027
- Prior Year Final Enrollment Fee Revenue Due (CCFS-323 by 9/15)
- Approval of Districtwide Sabbaticals (notice required to employees by 10/1)
- § 53004. EEO Plan Analyses and Annual Report to CCCCCO
- Public Hearing and Final Budget Approval (by 9/15)
- Quarterly Investment & Deposit Report (Apr-Jun)

OCTOBER

- P&Ps: Review Schedule
- Academic Calendar
- Emergency Operations Plan
- Annual Security Report
- Initial Proposals to Reopen Negotiations with CSEA/CTA
- Sabbatical Completion Reports (from prior academic year)

NOVEMBER

- § 72000 (c)(2)(A); Board to select date and time of annual meeting and notify the county superintendent of schools. Note: Within 15 days of the annual meeting, written notice must be sent to members and members-elect notifying them of the date and time of the annual meeting.
- Campus Advisory Committees
- Full-Time Faculty Obligation Report (110/FFO due by 11/30)

BOARD MASTER PLANNING ACTION CALENDAR*

Presented for Information March 14, 2024

DECEMBER | ANNUAL BUSINESS MEETING

- Education Code Section 5017 provides: Each person elected at a regular biennial governing board member election shall hold office for a term of four years commencing on the second Friday in December next succeeding his/her election. Any member of the governing board of a school district or community college district whose term has expired shall continue to discharge the duties of the office until his/her successor has qualified. The term of the successor shall begin upon the expiration of the term of his/her predecessor.
- Swearing in on or prior to the second Friday in December.
- In election years, Education Code Section 72000 subdivision (c)(2)(A), the annual meeting must occur within a 15-day period that commences with the second Friday in December.
- New Trustee Oath of Office
- Nomination and approval of SBCCD Executive Board
- Certification of Election of Board Chair and Clerk
- Board Member Assignment to the County Committee on School District Organization
- Board Member Assignment to the SBRETC JPA
- Board Member Assignment to Standing BOT Committees. (Note for information: BEC serves as Ethics committee and self-evaluation/chancellor evaluation committees)
- Approve Ex Officio Members of the IFF Board
- New Trustee Orientation (every 2 years on even numbered years, if new trustees are elected)
- Apportionment Attendance and FTES Calculation Report (CCFS 320 by 1/15) P1
- Audit Reports: District, CBOC, KVCR (by 12/31)
- Quarterly Financial Status Report, Jul-Sep
- Quarterly Investment & Deposit Report, Jul-Sep

SAN BERNARDINO COMMUNITY COLLEGE DISTRICT

TO: Board of Trustees

FROM: Dr. Diana Z. Rodriguez, Chancellor

REVIEWED BY: Jose F. Torres, Executive Vice Chancellor

PREPARED BY: Steven J. Sutorus, Executive Director, Business & Fiscal Services

DATE: September 12, 2024

SUBJECT: Budget Revenue & Expenditure Summary

RECOMMENDATION

This item is for information only and no action is required.

OVERVIEW

While year-to-date revenue and/or expenditure percentages often vary from the percentage of fiscal year elapsed, all funds are expected to remain within the 2024-25 budget unless otherwise noted here. For explanations of any significant variances in year-to-date revenues/expenditures from fiscal year elapsed, please see the attached summary.

ANALYSIS

The attached Revenue and Expenditure Summary reflects activity for the 2024-25 fiscal year through August 21, 2024. As of that date, SBCCD was 14.0% through the fiscal year and had spent and/or encumbered approximately 12.8% of its unrestricted general fund budget.

SBCCD GOALS

4. Ensure Fiscal Accountability/Sustainability

FINANCIAL IMPLICATIONS

This analysis is an important tool for the Board of Trustees to track SBCCD revenue and expenditures across all funds.





Budget Revenue & Expenditure Summary

Year to Date 08/21/24

[v.8.23.2024.p.1]2

14.0% of Fiscal Year Elapsed

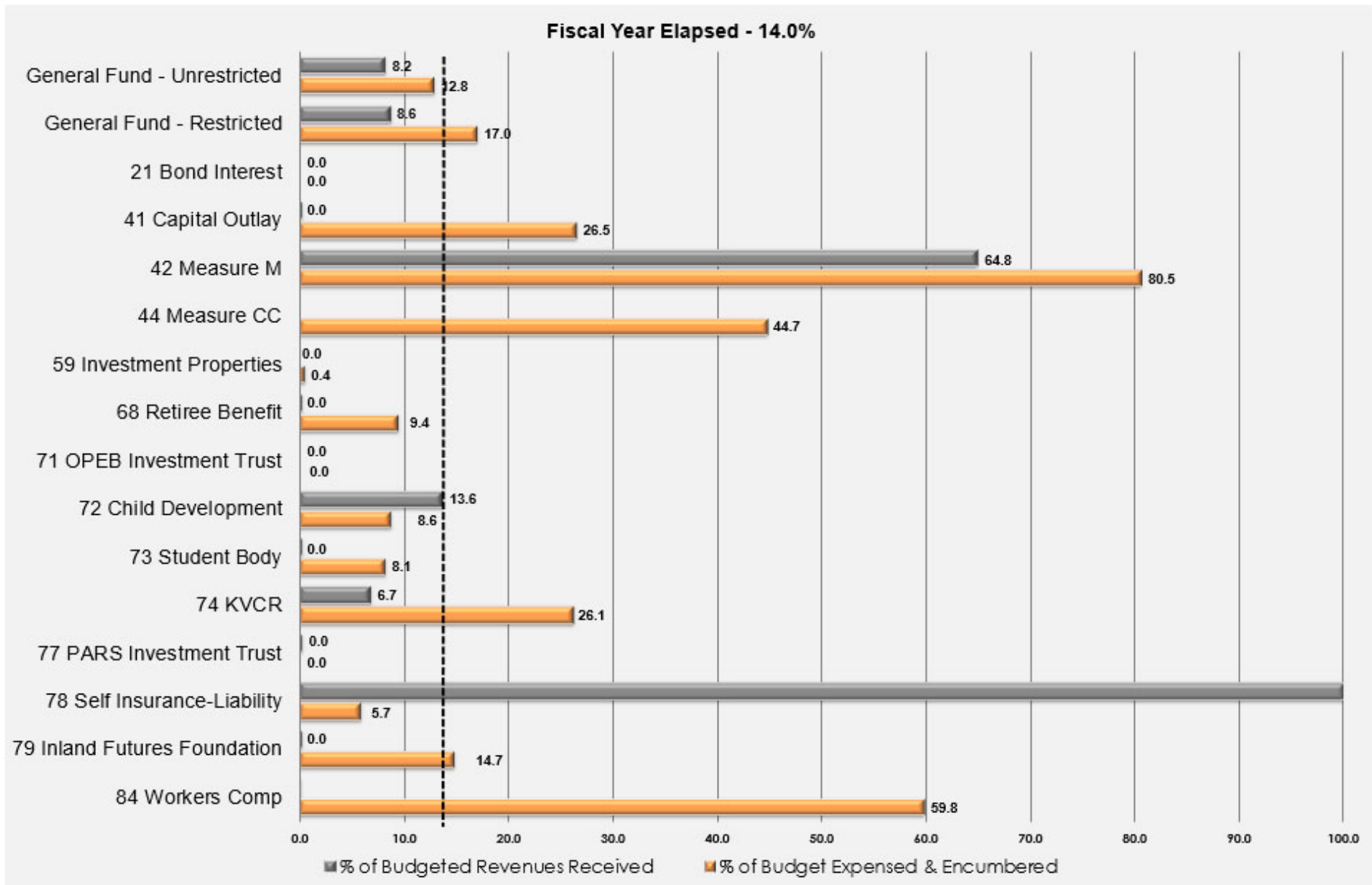
FUND	REVENUES			EXPENDITURES			COMMENTS
	Budget	Received YTD		Budget	Expensed/ Encumbered YTD		
01 General Fund - Unrestricted	142,406,349	11,614,078	8.2%	145,014,081	18,624,385	12.8%	Expenditures are consistent with the needs of the fund given the current climate.
01 General Fund - Restricted	95,145,246	8,179,752	8.6%	95,145,245	16,148,199	17.0%	Purchase orders covering expenses for the entire fiscal year are created early in the year.
21 Bond Interest & Redemption	55,000,000	0	0.0%	55,000,000	-	0.0%	Taxes are determined and collected by the County for bond measures.
41 Capital Outlay	3,614,676	0	0.0%	4,954,726	1,310,940	26.5%	Purchase orders covering expenses for the entire fiscal year are created early in the year.
42 Measure M	800,000	518,467	64.8%	10,598,800	8,528,856	80.5%	Purchase orders covering expenses for the entire fiscal year are created early in the year.
44 Measure CC	6,000,000	(0)	0.0%	155,521,304	69,477,051	44.7%	Purchase orders covering expenses for the entire fiscal year are created early in the year.
59 Investment Properties	5,338,887	0	0.0%	6,696,491	25,000	0.4%	Revenue and expenditure activity posted one month in arrears. Posting in progress for July activity.
68 Retiree Benefit	371,000	1	0.0%	371,000	34,753	9.4%	
71 OPEB Trust	1,000,000	-	0.0%	82,000	-	0.0%	Investment activity is posted on a quarterly basis. Q1 activity will be posted in October.
72 Child Development	5,236,304	714,358	13.6%	5,236,304	452,497	8.6%	
73 Student Body Center Fee	397,309	0	0.0%	397,309	32,275	8.1%	
74 KVCR	7,681,012	518,467	6.7%	7,490,706	1,955,362	26.1%	Purchase order covering expenses for the entire fiscal year are created early in the year.
77 PARS Trust	5,400,000	2,218	0.0%	4,002,000	-	0.0%	Investment activity is posted on a quarterly basis. Q1 activity will be posted in October.
78 Self Insurance-Liability	1,200,000	1,200,000	100.0%	1,200,000	68,613	5.7%	Revenues transferred in full at the beginning of the fiscal year.
79 Inland Futures Foundation	1,483,453	0	0.0%	1,483,453	217,443	14.7%	Revenue and expenditure activity posted one month in arrears. Posting in progress for July activity.
84 Workers Compensation	2,444,920	(0)	0.0%	2,986,865	1,785,626	59.8%	Purchase order covering the entire year is created early in the year.
Total (All Funds)	333,519,156	22,747,343	6.8%	496,180,284	118,660,999	23.9%	



Budget Revenue & Expenditure Summary

Year to Date 08/21/24

[v.8.23.2024.p.2]2



SAN BERNARDINO COMMUNITY COLLEGE DISTRICT

TO: Board of Trustees

FROM: Dr. Diana Z. Rodriguez, Chancellor

REVIEWED BY: Jose F. Torres, Executive Vice Chancellor

PREPARED BY: Farrah Farzaneh, Executive Director, Facilities Planning, Construction, & Sustainability

DATE: September 12, 2024

SUBJECT: Construction Change Orders and Amendments – Bond

RECOMMENDATION

This item is for information only and no action is required.

OVERVIEW

In January 2022, the Board of Trustees approved the Revised Construction Change Order Board Approval Process. The process includes a program-wide Measure CC construction change order percentage goal of 5% or less. In addition, change orders that are <\$250,000 which result in a cumulative increase to a contract of <10% of its original value will be authorized by the Chancellor or her designee and presented to the Board for information at the next available business meeting.

ANALYSIS

A detailed summary of all Measure CC Program Change Orders is attached. The change orders listed were determined to be necessary to support the completion of design and construction, found to be fair and reasonable, and written in accordance with approved procedures and goals.

Total Measure CC Construction Contracts	Total Measure CC Change Order Amount	Program-Wide Change Order %
\$290,867,695	\$4,122,819	1.42

SBCCD GOALS

4. Ensure Fiscal Accountability/Sustainability

FINANCIAL IMPLICATIONS

The costs of these change orders will be included in the appropriate construction budget.





**SBCCD
CONSTRUCTION CHANGE ORDER SUMMARY**

Campus	Contract Amount	Change Orders	New Contract Amount	Change Order % of Program Contracts
CC01-1000 : San Bernardino Valley College	\$170,684,101.80	\$3,744,781.63	\$174,428,883.43	2.19%
CC02-2000 : Crafton Hills College	\$119,997,093.27	\$373,225.74	\$120,370,319.01	0.31%
CC03-3000 : San Bernardino Community College District Wide	\$186,500.17	\$4,812.02	\$191,312.19	2.58%
TOTAL FOR CHANGE ORDERS	\$290,867,695.24	\$4,122,819.39	\$294,990,514.63	1.42%



SBCCD
CONSTRUCTION CHANGE ORDER SUMMARY
CC01-1000 : San Bernardino Valley College

CC01-1000 : San Bernardino Valley College

Projects	Contract Amount	Change Orders	New Contract Amount	Change Order % of Campus Contracts
CC01-3601 : Technical Building Replacement (DBB)	\$69,832,624.00	\$2,824,923.30	\$72,657,547.30	4.05%
CC01-3605 : Softball Field	\$3,605,400.00	\$357,750.00	\$3,963,150.00	9.92%
CC01-3606 : Student Services Building (New Construction)	\$79,028,833.00	\$0	\$79,028,833.00	-
CC01-3608 : Career Pathways Phase 2 (PDB)	\$4,870,412.92	\$0	\$4,870,412.92	-
CC01-3610 : Campus-Wide Infrastructure SBVC (DBB)	\$13,346,831.88	\$562,108.33	\$13,908,940.21	4.21%
CC01-1000 : San Bernardino Valley College Total	\$170,684,101.80	\$3,744,781.63	\$174,428,883.43	2.19%

CC01-1000 : San Bernardino Valley College - Executed Change Orders To Date

Project	Contract	Change Order	Construction Contract Amount	Change Orders	Individual Change Order % of Contract	Cumulative Change Order % of Contracts	Executed Date	Board Date
CC01-3610 : Campus-Wide Infrastructure SBVC (DBB)	Icon West, Inc. SBVC CWI East Wing Mechanical Improvements	Icon West, Inc. - Change Order #0023	\$7,582,685.00	\$83,886.00	1.11%	5.67%	23-Jul-24	12-Sep-24
CC01-3601 : Technical Building Replacement (DBB)	Icon West, Inc.	Icon West, Inc. - Change Order #0035	\$69,832,624.00	\$135,476.00	0.19%	4.05%	17-Jun-24	08-Aug-24
CC01-3601 : Technical Building Replacement (DBB)	Icon West, Inc.	Icon West, Inc. - Change Order #0034	\$69,832,624.00	\$142,510.00	0.20%	3.85%	17-Jun-24	08-Aug-24
CC01-3601 : Technical Building Replacement (DBB)	Icon West, Inc.	Icon West, Inc. - Change Order #0033	\$69,832,624.00	\$116,837.00	0.17%	3.65%	17-Jun-24	08-Aug-24
CC01-3601 : Technical Building Replacement (DBB)	Icon West, Inc.	Icon West, Inc. - Change Order #0032	\$69,832,624.00	-\$750,000.00	-1.07%	3.48%	17-Jun-24	08-Aug-24
CC01-3601 : Technical Building Replacement (DBB)	Icon West, Inc.	Icon West, Inc. - Change Order #0031	\$69,832,624.00	\$164,251.00	0.24%	4.55%	17-Jun-24	08-Aug-24
CC01-3601 : Technical Building Replacement (DBB)	Icon West, Inc.	Icon West, Inc. - Change Order #0030	\$69,832,624.00	\$117,058.00	0.17%	4.32%	17-Jun-24	08-Aug-24
CC01-3605 : Softball Field	Los Angeles Engineering, Inc.	Los Angeles Engineering, Inc. - Changer Order #0004	\$4,100,000.00	\$88,153.86	2.15%	5.00%	05-Jun-24	08-Aug-24
CC01-3605 : Softball Field	Los Angeles Engineering, Inc.	Los Angeles Engineering, Inc. - Changer Order #0001	\$4,100,000.00	\$3,724.63	0.09%	0.09%	22-Apr-24	13-Jun-24
CC01-3605 : Softball Field	Los Angeles Engineering, Inc.	Los Angeles Engineering, Inc. - Changer Order #0002	\$4,100,000.00	\$9,566.00	0.23%	0.32%	22-Apr-24	13-Jun-24
CC01-3605 : Softball Field	Los Angeles Engineering, Inc.	Los Angeles Engineering, Inc. - Changer Order #0003	\$4,100,000.00	\$103,355.51	2.52%	2.85%	24-Apr-24	13-Jun-24
CC01-3601 : Technical Building Replacement (DBB)	Icon West, Inc.	Icon West, Inc. - Change Order #0021	\$69,832,624.00	\$240,451.00	0.34%	2.69%	22-Apr-24	13-Jun-24
CC01-3601 : Technical Building Replacement (DBB)	Icon West, Inc.	Icon West, Inc. - Change Order #0022	\$69,832,624.00	\$96,489.00	0.14%	2.83%	22-Apr-24	13-Jun-24
CC01-3601 : Technical Building Replacement (DBB)	Icon West, Inc.	Icon West, Inc. - Change Order #0023	\$69,832,624.00	\$64,578.00	0.09%	2.92%	22-Apr-24	13-Jun-24
CC01-3601 : Technical Building Replacement (DBB)	Icon West, Inc.	Icon West, Inc. - Change Order #0024	\$69,832,624.00	\$134,574.00	0.19%	3.11%	22-Apr-24	13-Jun-24
CC01-3601 : Technical Building Replacement (DBB)	Icon West, Inc.	Icon West, Inc. - Change Order #0025	\$69,832,624.00	\$53,228.00	0.08%	3.19%	22-Apr-24	13-Jun-24
CC01-3601 : Technical Building Replacement (DBB)	Icon West, Inc.	Icon West, Inc. - Change Order #0026	\$69,832,624.00	\$101,824.00	0.15%	3.33%	26-Apr-24	13-Jun-24
CC01-3601 : Technical Building Replacement (DBB)	Icon West, Inc.	Icon West, Inc. - Change Order #0027	\$69,832,624.00	\$195,944.00	0.28%	3.61%	29-Apr-24	13-Jun-24
CC01-3601 : Technical Building Replacement (DBB)	Icon West, Inc.	Icon West, Inc. - Change Order #0028	\$69,832,624.00	\$190,385.00	0.27%	3.89%	02-May-24	13-Jun-24
CC01-3601 : Technical Building Replacement (DBB)	Icon West, Inc.	Icon West, Inc. - Change Order #0029	\$69,832,624.00	\$184,999.00	0.26%	4.15%	02-May-24	13-Jun-24
CC01-3610 : Campus-Wide Infrastructure SBVC (DBB)	Icon West, Inc. SBVC CWI East Wing Mechanical Improvements	Icon West, Inc. - Change Order #0021	\$7,582,685.00	\$85,213.00	1.12%	4.56%	08-Mar-24	09-May-24
CC01-3610 : Campus-Wide Infrastructure SBVC (DBB)	Icon West, Inc. SBVC CWI East Wing Mechanical Improvements	Icon West, Inc. - Change Order #0022	\$7,582,685.00	\$76,530.00	1.01%	3.44%	08-Mar-24	09-May-24
CC01-3601 : Technical Building Replacement (DBB)	Icon West, Inc.	Icon West, Inc. - Change Order #0016	\$69,832,624.00	\$73,794.00	0.11%	2.34%	26-Mar-24	09-May-24

Project	Contract	Change Order	Construction Contract Amount	Change Orders	Individual Change Order % of Contract	Cumulative Change Order % of Contracts	Executed Date	Board Date
CC01-3601 : Technical Building Replacement (DBB)	Icon West, Inc.	Icon West, Inc. - Change Order #0017	\$69,832,624.00	\$135,599.00	0.19%	2.24%	26-Mar-24	09-May-24
CC01-3601 : Technical Building Replacement (DBB)	Icon West, Inc.	Icon West, Inc. - Change Order #0018	\$69,832,624.00	\$42,261.00	0.06%	2.04%	26-Mar-24	09-May-24
CC01-3601 : Technical Building Replacement (DBB)	Icon West, Inc.	Icon West, Inc. - Change Order #0019	\$69,832,624.00	\$179,468.00	0.26%	1.98%	26-Mar-24	09-May-24
CC01-3601 : Technical Building Replacement (DBB)	Icon West, Inc.	Icon West, Inc. - Change Order #0020	\$69,832,624.00	\$87,972.00	0.13%	1.73%	26-Mar-24	09-May-24
CC01-3610 : Campus-Wide Infrastructure SBVC (DBB)	RAN Enterprises, Inc. SBVC PS&HLS Mechanical Improvements	RAN Enterprises, Inc. - Change Order #0008	\$1,866,000.00	-\$29,607.16	-1.59%	1.82%	13-Feb-24	11-Apr-24
CC01-3610 : Campus-Wide Infrastructure SBVC (DBB)	RAN Enterprises, Inc. SBVC PS&HLS Mechanical Improvements	RAN Enterprises, Inc. - Change Order #0010	\$1,866,000.00	\$17,872.49	0.96%	2.78%	13-Feb-24	11-Apr-24
CC01-3610 : Campus-Wide Infrastructure SBVC (DBB)	RAN Enterprises, Inc. SBVC PS&HLS Mechanical Improvements	RAN Enterprises, Inc. - Change Order #0009	\$1,866,000.00	\$40,734.50	2.18%	4.96%	14-Feb-24	11-Apr-24
CC01-3610 : Campus-Wide Infrastructure SBVC (DBB)	JT Construction Group, Inc. Campus-Wide Infrastructure SBVC (DBB)	JT Construction Group, Inc. Change Order #0001	\$828,444.88	-\$17,661.75	-2.13%	-2.13%	08-Feb-24	11-Apr-24
CC01-3610 : Campus-Wide Infrastructure SBVC (DBB)	JT Construction Group, Inc. Campus-Wide Infrastructure SBVC (DBB)	JT Construction Group, Inc. Change Order #0002	\$828,444.88	-\$50,000.00	-6.04%	-8.17%	08-Feb-24	11-Apr-24
CC01-3610 : Campus-Wide Infrastructure SBVC (DBB)	Icon West, Inc. SBVC CWI East Wing Mechanical Improvements	Icon West, Inc. - Change Order #0018	\$7,582,683.00	\$173,322.00	2.29%	4.30%	14-Feb-24	11-Apr-24
CC01-3610 : Campus-Wide Infrastructure SBVC (DBB)	Icon West, Inc. SBVC CWI East Wing Mechanical Improvements	Icon West, Inc. - Change Order #0019	\$7,582,684.00	-\$270,000.00	-3.56%	0.74%	24-Feb-24	11-Apr-24
CC01-3610 : Campus-Wide Infrastructure SBVC (DBB)	Icon West, Inc. SBVC CWI East Wing Mechanical Improvements	Icon West, Inc. - Change Order #0020	\$7,582,685.00	\$127,661.00	1.68%	2.43%	26-Feb-24	11-Apr-24
CC01-3610 : Campus-Wide Infrastructure SBVC (DBB)	Icon West, Inc. SBVC CWI East Wing Mechanical Improvements	Icon West, Inc. - Change Order #0012	\$7,582,683.00	-\$240,000.00	-3.17%	0.54%	16-Jan-24	14-Mar-24
CC01-3610 : Campus-Wide Infrastructure SBVC (DBB)	Icon West, Inc. SBVC CWI East Wing Mechanical Improvements	Icon West, Inc. - Change Order #0013	\$7,582,683.00	\$133,348.00	1.76%	2.30%	16-Jan-24	14-Mar-24
CC01-3610 : Campus-Wide Infrastructure SBVC (DBB)	Icon West, Inc. SBVC CWI East Wing Mechanical Improvements	Icon West, Inc. - Change Order #0014	\$7,582,683.00	\$151,147.00	1.99%	4.29%	16-Jan-24	14-Mar-24
CC01-3610 : Campus-Wide Infrastructure SBVC (DBB)	Icon West, Inc. SBVC CWI East Wing Mechanical Improvements	Icon West, Inc. - Change Order #0015	\$7,582,683.00	\$16,013.00	0.21%	4.50%	16-Jan-24	14-Mar-24
CC01-3610 : Campus-Wide Infrastructure SBVC (DBB)	Icon West, Inc. SBVC CWI East Wing Mechanical Improvements	Icon West, Inc. - Change Order #0016	\$7,582,683.00	-\$240,000.00	-3.17%	1.34%	16-Jan-24	14-Mar-24
CC01-3610 : Campus-Wide Infrastructure SBVC (DBB)	Icon West, Inc. SBVC CWI East Wing Mechanical Improvements	Icon West, Inc. - Change Order #0017	\$7,582,683.00	\$51,602.00	0.68%	2.02%	02-Feb-24	14-Mar-24
CC01-3610 : Campus-Wide Infrastructure SBVC (DBB)	AC Pros, Inc. SBVC Campus-Wide Infrastructure (DBB)	AC Pros, Inc. - Change Order #0002	\$726,720.00	\$4,804.79	0.66%	2.15%	16-Jan-24	14-Mar-24
CC01-3601 : Technical Building Replacement (DBB)	Icon West, Inc.	Icon West, Inc. - Change Order #0015	\$69,832,624.00	\$11,116.00	0.02%	1.60%	22-Jan-24	14-Mar-24
CC01-3610 : Campus-Wide Infrastructure SBVC (DBB)	Icon West, Inc. SBVC CWI East Wing Mechanical Improvements	Icon West, Inc. - Change Order #0011	\$7,582,683.00	\$32,156.00	0.42%	3.70%	04-Oct-23	09-Nov-23
CC01-3610 : Campus-Wide Infrastructure SBVC (DBB)	Icon West, Inc. SBVC CWI East Wing Mechanical Improvements	Icon West, Inc. - Change Order #0010	\$7,582,683.00	\$13,545.00	0.18%	3.28%	04-Oct-23	09-Nov-23
CC01-3610 : Campus-Wide Infrastructure SBVC (DBB)	Icon West, Inc. SBVC CWI East Wing Mechanical Improvements	Icon West, Inc. - Change Order #0009	\$7,582,683.00	\$4,769.00	0.06%	3.10%	02-Oct-23	09-Nov-23
CC01-3610 : Campus-Wide Infrastructure SBVC (DBB)	Icon West, Inc. SBVC CWI East Wing Mechanical Improvements	Icon West, Inc. - Change Order #0008	\$7,582,683.00	\$104,731.00	1.38%	3.04%	02-Oct-23	09-Nov-23
CC01-3601 : Technical Building Replacement (DBB)	Icon West, Inc.	Icon West, Inc. - Change Order #0014	\$69,832,624.00	\$68,433.00	0.10%	1.58%	26-Sep-23	09-Nov-23
CC01-3601 : Technical Building Replacement (DBB)	Icon West, Inc.	Icon West, Inc. - Change Order #0013	\$69,832,624.00	\$23,274.00	0.03%	1.49%	14-Sep-23	09-Nov-23
CC01-3610 : Campus-Wide Infrastructure SBVC (DBB)	Icon West, Inc. SBVC CWI East Wing Mechanical Improvements	Icon West, Inc. - Change Order #0007	\$7,582,683.00	\$14,816.00	0.20%	1.66%	21-Aug-23	19-Oct-23
CC01-3610 : Campus-Wide Infrastructure SBVC (DBB)	Icon West, Inc. SBVC CWI East Wing Mechanical Improvements	Icon West, Inc. - Change Order #0006	\$7,582,683.00	\$4,500.00	0.06%	1.46%	21-Aug-23	19-Oct-23
CC01-3610 : Campus-Wide Infrastructure SBVC (DBB)	Icon West, Inc. SBVC CWI East Wing Mechanical Improvements	Icon West, Inc. - Change Order #0005	\$7,582,683.00	\$15,554.00	0.21%	1.40%	21-Aug-23	19-Oct-23
CC01-3610 : Campus-Wide Infrastructure SBVC (DBB)	Icon West, Inc. SBVC CWI East Wing Mechanical Improvements	Icon West, Inc. - Change Order #0004	\$7,582,683.00	\$21,125.00	0.28%	1.20%	21-Aug-23	19-Oct-23
CC01-3610 : Campus-Wide Infrastructure SBVC (DBB)	Icon West, Inc. SBVC CWI East Wing Mechanical Improvements	Icon West, Inc. - Change Order #0003	\$7,582,683.00	\$35,998.00	0.47%	0.92%	21-Aug-23	19-Oct-23
CC01-3610 : Campus-Wide Infrastructure SBVC (DBB)	Allison Mechanical, Inc. SBVC Old Central Plant Re-Purpose	Allison Mechanical, Inc. Change Order #0003	\$495,230.00	\$5,053.27	1.02%	8.36%	03-Aug-23	14-Sep-23

Project	Contract	Change Order	Construction Contract Amount	Change Orders	Individual Change Order % of Contract	Cumulative Change Order % of Contracts	Executed Date	Board Date
CC01-3610 : Campus-Wide Infrastructure SBVC (DBB)	AC Pros, Inc. SBVC Campus-Wide Infrastructure (DBB)	AC Pros, Inc. - Change Order #0001	\$726,720.00	\$10,804.55	1.49%	1.49%	14-Jul-23	14-Sep-23
CC01-3601 : Technical Building Replacement (DBB)	Icon West, Inc.	Icon West, Inc. - Change Order #0009	\$69,832,624.00	\$26,423.30	0.04%	1.45%	10-Jul-23	14-Sep-23
CC01-3601 : Technical Building Replacement (DBB)	Icon West, Inc.	Icon West, Inc. - Change Order #0010	\$69,832,624.00	\$6,652.00	0.01%	1.45%	10-Jul-23	14-Sep-23
CC01-3601 : Technical Building Replacement (DBB)	Icon West, Inc.	Icon West, Inc. - Change Order #0011	\$69,832,624.00	\$157,659.00	0.23%	1.45%	10-Jul-23	14-Sep-23
CC01-3601 : Technical Building Replacement (DBB)	Icon West, Inc.	Icon West, Inc. - Change Order #0012	\$69,832,624.00	\$66,031.00	0.09%	1.45%	10-Jul-23	14-Sep-23
CC01-3610 : Campus-Wide Infrastructure SBVC (DBB)	RAN Enterprises, Inc. SBVC PS&HLS Mechanical Improvements	RAN Enterprises, Inc. - Change Order #0007	\$1,866,000.00	\$4,118.23	0.22%	3.41%	21-Jun-23	10-Aug-23
CC01-3610 : Campus-Wide Infrastructure SBVC (DBB)	Allison Mechanical, Inc. SBVC Old Central Plant Re-Purpose	Allison Mechanical, Inc. - Change Order #0002	\$495,230.00	\$36,366.48	7.34%	7.34%	20-Jun-23	10-Aug-23
CC01-3610 : Campus-Wide Infrastructure SBVC (DBB)	G.A. Technical Services, Inc. SBVC CWI Utility Upgrades	G.A. Technical Services, Inc. - Change Order #0001***	\$171,500.00	\$19,223.96	11.21%	11.21%	24-Jul-23	13-Jul-23
CC01-3610 : Campus-Wide Infrastructure SBVC (DBB)	Icon West, Inc. SBVC CWI East Wing Mechanical Improvements	Icon West, Inc. - Change Order #0002	\$7,582,683.00	\$3,629.00	0.05%	0.44%	24-May-23	13-Jul-23
CC01-3610 : Campus-Wide Infrastructure SBVC (DBB)	Icon West, Inc. SBVC CWI East Wing Mechanical Improvements	Icon West, Inc. - Change Order #0001	\$7,582,683.00	\$30,099.00	0.40%	0.40%	24-May-23	13-Jul-23
CC01-3610 : Campus-Wide Infrastructure SBVC (DBB)	Allison Mechanical, Inc. SBVC Old Central Plant Re-Purpose	Allison Mechanical, Inc. - Change Order #0001	\$495,230.00	\$0	-	-	24-May-23	13-Jul-23
CC01-3601 : Technical Building Replacement (DBB)	Icon West, Inc.	Icon West, Inc. - Change Order #0008	\$69,832,624.00	\$10,524.00	0.02%	1.00%	24-May-23	13-Jul-23
CC01-3601 : Technical Building Replacement (DBB)	Icon West, Inc.	Icon West, Inc. - Change Order #0007	\$69,832,624.00	\$21,097.00	0.03%	1.07%	24-May-23	13-Jul-23
CC01-3610 : Campus-Wide Infrastructure SBVC (DBB)	Rebekah and Company	Rebekah and Company - Change Order #0001	\$324,089.00	\$16,000.00	4.94%	4.94%	10-Apr-23	08-Jun-23
CC01-3610 : Campus-Wide Infrastructure SBVC (DBB)	RAN Enterprises, Inc. SBVC PS&HLS Mechanical Improvements	RAN Enterprises, Inc. - Change Order #0006	\$1,866,600.00	\$1,606.33	0.09%	3.19%	30-Mar-23	11-May-23
CC01-3610 : Campus-Wide Infrastructure SBVC (DBB)	RAN Enterprises, Inc. SBVC PS&HLS Mechanical Improvements	RAN Enterprises, Inc. - Change Order #0005	\$1,866,600.00	\$12,861.33	0.69%	3.10%	30-Mar-23	11-May-23
CC01-3601 : Technical Building Replacement (DBB)	Icon West, Inc.	Icon West, Inc. - Change Order #0005	\$69,832,624.00	\$165,093.00	0.24%	1.04%	23-Mar-23	11-May-23
CC01-3601 : Technical Building Replacement (DBB)	Icon West, Inc.	Icon West, Inc. - Change Order #0004	\$69,832,624.00	\$119,278.00	0.17%	0.80%	23-Mar-23	11-May-23
CC01-3601 : Technical Building Replacement (DBB)	Icon West, Inc.	Icon West, Inc. - Change Order #0003	\$69,832,624.00	\$244,500.00	0.35%	0.63%	23-Mar-23	11-May-23
CC01-3601 : Technical Building Replacement (DBB)	Icon West, Inc.	Icon West, Inc. - Change Order #0002	\$69,832,624.00	\$123,660.00	0.18%	0.28%	23-Mar-23	11-May-23
CC01-3601 : Technical Building Replacement (DBB)	Icon West, Inc.	Icon West, Inc. - Change Order #0006	\$69,832,624.00	\$1,757.00	0.003%	0.11%	22-Mar-23	11-May-23
CC01-3610 : Campus-Wide Infrastructure SBVC (DBB)	RAN Enterprises, Inc. SBVC PS&HLS Mechanical Improvements	RAN Enterprises, Inc. - Change Order #0003	\$1,866,600.00	\$25,839.21	1.38%	2.41%	01-Feb-23	09-Mar-23
CC01-3610 : Campus-Wide Infrastructure SBVC (DBB)	RAN Enterprises, Inc. SBVC PS&HLS Mechanical Improvements	RAN Enterprises, Inc. - Change Order #0004	\$1,866,600.00	\$1,643.34	0.09%	1.03%	31-Jan-23	09-Mar-23
CC01-3610 : Campus-Wide Infrastructure SBVC (DBB)	RAN Enterprises, Inc. SBVC PS&HLS Mechanical Improvements	RAN Enterprises, Inc. - Change Order #0002	\$1,866,600.00	\$6,884.46	0.37%	0.94%	31-Jan-23	09-Mar-23
CC01-3610 : Campus-Wide Infrastructure SBVC (DBB)	RAN Enterprises, Inc. SBVC PS&HLS Mechanical Improvements	RAN Enterprises, Inc. - Change Order #0001	\$1,866,600.00	\$10,670.11	0.57%	0.57%	12-Jan-23	09-Mar-23
CC01-3601 : Technical Building Replacement (DBB)	Icon West, Inc.	Icon West, Inc. - Change Order #0001	\$69,832,624.00	\$71,728.00	0.10%	0.10%	22-Nov-22	12-Jan-23
CC01-3605 : Softball Field	Green Contractor Studio Construction Agreement	Green Contractor Studio, Inc Change Order #1**	\$3,587,500.00	\$357,750.00	9.97%	9.97%	09-Sep-22	08-Sep-22
CC01-3610 : Campus-Wide Infrastructure SBVC (DBB)	Neff Construction, Inc.	Neff Construction - Change Order #02*	\$31,585.00	\$2,140.00	6.78%	6.78%	22-Aug-22	08-Sep-22
CC01-3610 : Campus-Wide Infrastructure SBVC (DBB)	C.I. Services Construction Agreement - Campus Roof Replacement	C.I. Services - Change Order #01	\$398,000.00	\$13,937.73	3.50%	3.50%	04-May-22	09-Jun-22
CC01-3610 : Campus-Wide Infrastructure SBVC (DBB)	PGC Construction, Inc. SBVC Library Roofing	PGC Construction Inc. CO#003	\$483,000.00	-\$10,000.00	-2.07%	-5.04%	29-Jul-21	07-Oct-21
CC01-3610 : Campus-Wide Infrastructure SBVC (DBB)	PGC Construction, Inc. SBVC Library Roofing	PGC Construction, Inc. - Change Order #02	\$483,000.00	\$0	-	-2.97%	08-Feb-21	13-May-21
CC01-3610 : Campus-Wide Infrastructure SBVC (DBB)	PGC Construction, Inc. SBVC Library Roofing	PGC Construction, Inc. - Change Order #01	\$483,000.00	-\$14,340.40	-2.97%	-2.97%	28-Oct-20	14-Jan-21
CC01-1000 : San Bernardino Valley College - Executed Change Orders To Date				\$3,949,581.63				

Project	Contract	Change Order	Construction Contract Amount	Change Orders	Individual Change Order % of Contract	Cumulative Change Order % of Contracts	Executed Date	Board Date
0001-1000 - San Bernardino Valley College - Executed Change Orders To Date				\$0,000,000.00				

* Chancellor concurrence received due to the single and/or cumulative change order percent being greater than 5% but less than 10%

** Change order greater than \$250,000

*** Change order is above the 10% threshold and is being submitted to the Board of Trustees for approval



SBCCD
CONSTRUCTION AMENDMENT SUMMARY
CC01-1000 : San Bernardino Valley College

CC01-1000 : San Bernardino Valley College

CC01-1000 : San Bernardino Valley College - Contract Amendments

Project	Contract	Amendment	Original Contract Amount	Previous Amendments Cumulative Total	This Amendment Amount	Guaranteed Maximum Price Contract Amount	Executed Date	Board Date
CC01-3606 : Student Services Building (New Construction)	McCarthy DB Agreement	Amendment #02 - Swing Space - Preconstruction & Design Services	\$79,028,832.00	\$190,000.00	\$760,481.00	\$79,979,313.00	13-Nov-23	09-Nov-23
CC01-3606 : Student Services Building (New Construction)	McCarthy DB Agreement	Amendment #01 - Design/Preconstruction Time Extension	\$79,028,832.00	\$0	\$190,000.00	\$79,218,832.00	13-Nov-23	09-Nov-23
CC01-3608 : Career Pathways Phase 2 (PDB)	Sundt Construction Inc.	Amendment #04 - Credit for Termination for Convenience	\$65,436,634.00	\$147,974.00	-\$60,714,195.08	\$4,870,412.92	13-Jul-23	14-Sep-23
CC01-3608 : Career Pathways Phase 2 (PDB)	Sundt Construction Inc.	Amendment #03 - Design / Preconstruction Time Extension	\$65,436,634.00	\$70,000.00	\$77,974.00	\$65,584,608.00	13-Jul-23	14-Sep-23
CC01-3608 : Career Pathways Phase 2 (PDB)	Sundt Construction Inc.	Amendment #02 - Programming Scope & Time	\$65,436,634.00	\$0	\$70,000.00	\$65,506,634.00	04-Mar-22	14-Sep-23
CC01-3608 : Career Pathways Phase 2 (PDB)	Sundt Construction Inc.	Amendment #01 - Insurance Language	\$65,436,634.00	\$0	\$0	\$65,436,634.00	10-Jan-22	12-May-22



SBCCD
CONSTRUCTION CHANGE ORDER SUMMARY
CC02-2000 : Crafton Hills College

CC02-2000 : Crafton Hills College

Projects	Contract Amount	Change Orders	New Contract Amount	Change Order % of Campus Contracts
CC02-3623 : Gym Demolition (DBB)	\$1,255,579.18	\$96,347.19	\$1,351,926.37	7.67%
CC02-3625 : Public Safety Training Center (DB)	\$8,501,117.00	-\$30,976.59	\$8,470,140.41	-0.36%
CC02-3626 : Campus-Wide Infrastructure CHC (DBB)	\$11,923,533.09	\$158,048.63	\$12,081,581.72	1.33%
CC02-3631 : Instructional Building (PDB)	\$40,885,710.00	\$0	\$40,885,710.00	-
CC02-3633 : Central Complex 2 Renovation (DB)	\$9,509,146.00	\$46,325.00	\$9,555,471.00	0.49%
CC02-3634 : Child Development Center Renovation (DBB)	\$2,023,008.00	\$103,481.51	\$2,126,489.51	5.12%
CC02-3635 : Performing Arts Center (DBB)	\$45,899,000.00	\$0	\$45,899,000.00	-
CC02-2000 : Crafton Hills College Total	\$119,997,093.27	\$373,225.74	\$120,370,319.01	0.31%

CC02-2000 : Crafton Hills College - Executed Change Orders To Date

Project	Contract	Change Order	Construction Contract Amount	Change Orders	Individual Change Order % of Contract	Cumulative Change Order % of Contracts	Executed Date	Board Date
CC02-3633 : Central Complex 2 Renovation (DB)	W.E. O'Neil Construction Co. CHC Central Complex 2 Renovation	W.E. O'Neil Construction Co. - Change Order #001	\$9,509,146.00	\$46,325.00	0.49%	0.49%	22-Jul-24	12-Sep-24
CC02-3635 : New Performing Arts Center (DB)	Bernards Bros.	Bernards Bros - Change Order #002	\$45,899,000.00	\$86,215.00	0.19%	0.43%	20-Jun-24	08-Aug-24
CC02-3635 : New Performing Arts Center (DB)	Bernards Bros.	Bernards Bros - Change Order #001	\$45,899,000.00	\$110,591.00	0.24%	0.24%	11-Jun-24	08-Aug-24
CC02-3625 : Public Safety Training Center (DB)	Erickson-Hall Construction Co.	Erickson-Hall - Change Order #02	\$8,501,117.00	-\$20,698.59	-0.24%	-0.36%	13-May-24	11-Jul-24
CC02-3626 : Campus-Wide Infrastructure CHC (DBB)	J. A. Urban, Inc. - CHC CWI Campus Accessibility and Site Improvements - Phase 2	J. A. Urban, Inc.	\$1,002,371.50	\$45,509.35	4.54%	4.54%	13-Mar-24	09-May-24
CC02-3625 : Public Safety Training Center (DB)	Erickson-Hall Construction Co.	Erickson-Hall - Change Order #01	\$8,501,117.00	-\$10,278.00	-0.12%	-0.12%	12-Oct-23	11-Jan-24
CC02-3626 : Campus-Wide Infrastructure CHC (DBB)	Eiljay Acoustics, Inc. Construction Agreement - CHC CWI CCR Multi-Purpose Room Acoustics Improvements	Eiljay Acoustics - Change Order #02	\$58,950.00	\$2,210.25	3.74%	4.99%	03-Oct-23	09-Nov-23
CC02-3626 : Campus-Wide Infrastructure CHC (DBB)	Eiljay Acoustics, Inc. Construction Agreement - CHC CWI CCR Multi-Purpose Room Acoustics Improvements	Eiljay Acoustics - Change Order #01	\$58,950.00	\$736.75	1.25%	1.25%	03-Oct-23	09-Nov-23
CC02-3626 : Campus-Wide Infrastructure CHC (DBB)	Hamel Contracting, Inc. CHC CWI Campus Accessibility and Site Improvements	Hamel - Change Order #02	\$835,134.45	\$850.00	0.10%	1.25%	05-Jun-23	13-Jul-23
CC02-3626 : Campus-Wide Infrastructure CHC (DBB)	Hamel Contracting, Inc. CHC CWI Campus Accessibility and Site Improvements	Hamel - Change Order #02	\$835,134.45	\$850.00	0.10%	1.25%	05-Jun-23	13-Jul-23
CC02-3626 : Campus-Wide Infrastructure CHC (DBB)	Hamel Contracting, Inc. CHC CWI Campus Accessibility and Site Improvements	Hamel - Change Order #01	\$835,134.45	\$8,697.66	1.04%	1.04%	01-Jun-23	13-Jul-23
CC02-3634 : Child Development Center Renovation (DBB)	Hamel Contracting, Inc. Construction Agreement	Hamel - Change Order #02*	\$2,023,008.00	\$5,229.04	0.26%	5.12%	24-Feb-23	11-May-23
CC02-3634 : Child Development Center Renovation (DBB)	Hamel Contracting, Inc. Construction Agreement	Hamel - Change Order #01	\$2,023,008.00	\$98,252.47	4.86%	4.86%	15-Feb-23	11-May-23
CC02-3626 : Campus-Wide Infrastructure CHC (DBB)	TotalEnergies (formerly SunPower) DB Contract - CHC CWI Solar PV	TotalEnergies Renewables, LLC - Change Order #02	\$7,308,428.00	\$17,169.50	0.23%	-0.01%	08-Dec-22	09-Feb-23
CC02-3626 : Campus-Wide Infrastructure CHC (DBB)	TotalEnergies (formerly SunPower) DB Contract - CHC CWI Solar PV	SunPower Corporation, Systems - Change Order #01	\$7,308,428.00	-\$17,891.20	-0.24%	-0.24%	10-Oct-22	10-Nov-22
CC02-3626 : Campus-Wide Infrastructure CHC (DBB)	Baker Electric, Inc. CHC LRC Generator & Equipment Dec. 2021	Baker - Change Order #01	\$686,675.00	-\$19,592.00	-2.85%	-2.85%	17-Mar-22	12-May-22
CC02-3626 : Campus-Wide Infrastructure CHC (DBB)	Mariposa Landscape, Inc. CWI Campus Wide Irrigation Upgrades	Mariposa - Change Order #02*	\$392,213.00	\$11,088.23	2.83%	5.54%	14-Feb-22	12-May-22
CC02-3626 : Campus-Wide Infrastructure CHC (DBB)	Mariposa Landscape, Inc. CWI Campus Wide Irrigation Upgrades	Mariposa - Change Order #01	\$392,213.00	\$10,641.88	2.71%	2.71%	01-Nov-21	13-Jan-22
CC02-3626 : Campus-Wide Infrastructure CHC (DBB)	Borden Excavating, Inc. CHC CWI Building 17 Main Repair	Borden Excavating - Change Order #01	\$22,000.00	-\$5,225.46	-23.75%	-23.75%	07-Oct-21	18-Nov-21

Project	Contract	Change Order	Construction Contract Amount	Change Orders	Individual Change Order % of Contract	Cumulative Change Order % of Contracts	Executed Date	Board Date
CC02-3626 : Campus-Wide Infrastructure CHC (DBB)	Borden Excavating, Inc. CHC CWI Building 17 Main Repair - Phase 2	Borden Excavating - Change Order #01	\$15,000.00	-\$4,592.20	-30.61%	-30.61%	07-Oct-21	18-Nov-21
CC02-3626 : Campus-Wide Infrastructure CHC (DBB)	Mike's Custom Flooring, Inc. M&O Office Trailer Upgrades	Mike's Custom Flooring - Change Order #01	\$8,000.00	-\$418.00	-5.23%	-5.23%	01-Oct-21	18-Nov-21

Project	Contract	Change Order	Construction Contract Amount	Change Orders	Individual Change Order % of Contract	Cumulative Change Order % of Contracts	Executed Date	Board Date
CC02-3623 : Gym Demolition (DBB)	Mac Dad Builders, Inc.	Mac Dad - Change Order #03*	\$1,074,000.00	\$49,449.22	4.60%	8.26%	07-Sep-21	07-Oct-21
CC02-3623 : Gym Demolition (DBB)	Borden Excavating, Inc. CHC Gym Demo - Bldg 17 Phase 3	Borden Excavation - Change Order #01*	\$77,555.00	\$7,629.57	9.84%	9.84%	26-Aug-21	07-Oct-21
CC02-3626 : Campus-Wide Infrastructure CHC (DBB)	Climatec LLC	Climatec - Change Order #02*	\$435,592.00	\$41,166.00	9.45%	9.45%	29-Jun-21	07-Oct-21
CC02-3626 : Campus-Wide Infrastructure CHC (DBB)	Champion Electric, Inc. CHC CWI Exterior Lighting Improvements	Champion Electric - Change Order #02*	\$834,900.00	\$62,480.87	7.48%	8.01%	28-Jun-21	07-Oct-21
CC02-3623 : Gym Demolition (DBB)	Mac Dad Builders, Inc.	Mac Dad - Change Order #02	\$1,074,000.00	\$34,757.37	3.24%	3.66%	09-Jun-21	12-Aug-21
CC02-3626 : Campus-Wide Infrastructure CHC (DBB)	Champion Electric, Inc. CHC CWI Exterior Lighting Improvements	Champion Electric - Change Order #01	\$834,900.00	\$4,367.00	0.52%	0.52%	01-Apr-21	13-May-21
CC02-3623 : Gym Demolition (DBB)	Mac Dad Builders, Inc.	Mac Dad - Change Order #01	\$1,074,000.00	\$4,511.03	0.42%	0.42%	22-Feb-21	08-Apr-21
CC02-3626 : Campus-Wide Infrastructure CHC (DBB)	Climatec LLC	Climatec - Change Order #01	\$435,592.00	\$0	-	-	16-Feb-21	08-Apr-21
CC02-2000 : Crafton Hills College - Executed Change Orders To Date				\$570,031.74				

* Chancellor concurrence received due to the single and/or cumulative change order percent being greater than 5% but less than 10%

** Change order greater than \$250,000

*** Change order is subject to the limitations determined by SBCCD's Uniform Construction Cost Accounting Procedures program for construction contracts between \$60,000 and \$200,000

SBCCD Change Order Summary for Board Approval:Campus

CC02-2000 : Crafton Hills College

NOTE: Contract Grouping of "Construction Services" ONLY (CS).

NOTE: Change Order values ONLY include those in a workflow state of "Executed".

Generated On:Wed, 8-Mar-23 9:04 AM

Generated By: AECOM - SBCCD MEASURE CC TEAM (SELENA CHOW)



SBCCD
CONSTRUCTION AMENDMENT SUMMARY
CC02-2000 : Crafton Hills College

CC02-2000 : Crafton Hills College

CC02-2000 : Crafton Hills College - Contract Amendments

Project	Contract	Amendment	Original Contract Amount	Previous Amendments Cumulative Total	This Amendment Amount	Guaranteed Maximum Price Contract Amount	Executed Date	Board Date
CC02-3631 : Instructional Building (PDB)	Tilden-Coil Constructors, Inc.	Amendment #01 - Learning Resource Center Additional Scope	\$40,648,641.00	\$0	\$237,069.00	\$40,885,710.00	15-Jul-24	11-Jul-24
CC02-3633 : Central Complex 2 Renovation (DB)	W. E. O'Neil Construction Co.	Amendment #01 - Establishment of Guaranteed Maximum Price (GMP)	\$9,090,787.00	\$0	\$418,359.00	\$9,509,146.00	17-Jul-23	13-Jul-23
CC02-3625 : Public Safety Training Center (DB)	Erickson-Hall Construction Co.	Amendment #02 - Establishment of Guaranteed Maximum Price (GMP)	\$6,781,795.00	\$2,095,578.00	-\$376,256.00	\$8,501,117.00	07-Dec-22	12-Jan-23
CC02-3626 : Campus-Wide Infrastructure CHC	SunPower Corporation, Systems DB Contract - CHC CWI Solar PV	Amendment #01 - Change in Photovoltaic Module Model and the Production Guarantee (No Cost Impact)	\$7,308,428.00	\$0	\$0	\$7,308,428.00	10-Oct-22	10-Nov-22
CC02-3625 : Public Safety Training Center (DB)	Erickson-Hall Construction Co.	Amendment #01 - Contract Updates	\$6,781,795.00	\$0	\$2,095,578.00	\$8,877,373.00	21-Jan-22	13-Jan-22



SBCCD
CONSTRUCTION CHANGE ORDER SUMMARY
CC03-3000 : San Bernardino Community College District Wide

CC03-3000 : San Bernardino Community College District				
Projects	Contract Amount	Change Orders	New Contract Amount	Change Order % of Campus Contracts
CC03-0002 : Program Expenses	\$695.00	\$0	\$695.00	-
CC03-3640 : District-Wide	\$185,805.17	\$4,812.02	\$190,617.19	2.59%
CC03-3000 : San Bernardino Community College	\$186,500.17	\$4,812.02	\$191,312.19	2.58%

CC03-3000 : San Bernardino Community College District Wide - Executed Change Orders To Date								
Child Development Center Ref	Contract	Change Order	Original Contract Amount	Change Orders	Individual Change Order % of Contract	Cumulative Change Order % of Contracts	Executed Date	Board Date
CC03-3640 : District-Wide	J.A. Urban, Inc. District PMO Office TI	J.A. Urban PMO TI - Change Order #002 - No Cost Time Extension	\$185,805.17	\$0	-	2.59%	17-Mar-21	13-May-21
CC03-3640 : District-Wide	J.A. Urban, Inc. District PMO Office TI	J.A. Urban District PMO TI - Change Order #001	\$185,805.17	\$4,812.02	2.59%	2.59%	19-Nov-20	14-Jan-21
CC03-3000 : San Bernardino Community College District Wide - Executed Change Orders To Date				\$4,812.02				

SAN BERNARDINO COMMUNITY COLLEGE DISTRICT

TO: Board of Trustees

FROM: Dr. Diana Z. Rodriguez, Chancellor

REVIEWED BY: Jose F. Torres, Executive Vice Chancellor

PREPARED BY: Steven J. Sutorus, Executive Director, Business & Fiscal Services

DATE: September 12, 2024

SUBJECT: Contracts Below \$114,500

RECOMMENDATION

This item is for information only. No action is necessary.

OVERVIEW

In accordance with SBCCD Board Policy 6100, Delegation of Authority, The Board of Trustees delegates authority to the Chancellor to supervise the general business procedures of the District to assure the proper administration of property and contracts.

In line with Public Contract Code Section 17605 and Section 22034(c), the Board of Trustees delegates purchasing and contracting authority to the named agents on the authorized signature list. These designated District Officers have authority to approve purchase requests; award, sign, and execute contracts; and authorize payment under the formal bid limits set by Public Contract Code. Such purchase and/or expense contract requests below this limit, including income contracts, shall not require Board approval, but shall be sent to the Board as an information item every 60 days.

ANALYSIS

The California Board of Governors sets the formal bid limit for procurement of goods and/or services on an annual basis. The formal bid limit for the current calendar year has been set at \$114,500. Bond construction services are not included in this board item.

SBCCD GOALS

4. Ensure Fiscal Accountability/Sustainability

FINANCIAL IMPLICATIONS

The attached purchase and/or contract requests have been budgeted for via purchase orders.





Contracts Below \$114,500
 Presented for Information September 12, 2024
 [v. 08/19/2024]

Control #	Vendor	Contract Type	Site	Department	Expense	Income	Amendment
30020	Hydrate HQ of SoCal LLC	Services	SBVC	Counseling	\$ 1,100.00		
30021	Monarch Information Security Consulting Inc	Services	DSO	TESS	\$ 41,000.00		
30022	Music Theatre International	Broadcasting Rights	SBVC	Arts	\$ 1,680.00		
30023	CRH California Water	Services	SBVC	Cafeteria	\$ 1,800.00		
30024	Time & Alarm Systems	Services	SBVC	Maintenance	\$ 34,020.00		
30025	Shred It USA LLC	Services	SBVC	Financial Aid	\$ 3,511.82		
30026	SBVC Child Development Center	Clinical Site Agreement	SBVC	Child Center	No Cost		
30027	Hyattward Advertising Inc	On Demand Services	SBCCD	Research and Planning	\$ 15,000.00		
30028	Compton Cardinals Youth Football & Cheer Inc	Income - Facilities Use	SBVC	Admin Services		\$ 806.52	
30029	San Bernardino, County of	Facility Use	SBVC	Outreach	No Cost		
30030	Rise Interpreting Inc	Services	CHC	Arts	\$ 20,000.00		
30031	Leadership Consultancy Inc, The	Speaker Agreement	CHC	Counseling	\$ 5,500.00		



Contracts Below \$114,500
 Presented for Information September 12, 2024
 [v. 08/19/2024]

Control #	Vendor	Contract Type	Site	Department	Expense	Income	Amendment
30032	Party Plus Rentals	Rental	SBCCD	Government Relations	\$ 3,138.20		
30033	College Health Services LLC	Software/Licensing	SBVC	Student Services	\$ 39,750.00		
30034	Party Plus Rentals	Rental	SBVC	First Year	\$ 3,230.25		
30035	NV5 West Inc	Services	CHC	Risk Management	\$ 25,000.00		
30036	Lefta Systems	Software/Licensing	SBCCD	District Police	\$ 3,708.00		
30037	Emcor Service Mesa Energy	Maintenance Agreement	SBVC	Maintenance	\$ 100,000.00		
30039	Emcor Service Mesa Energy	Repairs	SBVC	Maintenance	\$ 15,331.00		
30040	Baker Electric & Renewables LLC	On Demand Services	SBVC	Maintenance	\$ 50,000.00		
30041	Interworks Inc	Services	SBCCD	Research and Planning	\$ 15,750.00		
30042	Emcor Service Mesa Energy	Maintenance Agreement	SBVC	Maintenance	\$ 45,086.00		
30043	Lillie, Amanda	Services	SBCCD	ATPC	\$ 30,000.00		
30044	P2C Solutions LLC	Consultants	SBVC	Adult Education	\$ 48,250.00		



Contracts Below \$114,500
 Presented for Information September 12, 2024
 [v. 08/19/2024]

Control #	Vendor	Contract Type	Site	Department	Expense	Income	Amendment
30045	Bibliotheca LLC	Maintenance Agreement	CHC	Library	\$ 3,148.00		
30046	ARS Enterprises Inc	Maintenance Agreement	CHC	SINS	\$ 3,705.00		
30047	Regents of the University of CA - Riverside	Income - Subgrantee	SBCCD	Grants		\$ 799,968.00	
30048	Kone Inc	Services	SBVC	Maintenance	\$ 51,271.26		
30049	CPR1 LLC	Services	DSO	Human Resources	\$ 2,795.00		
30050	BeyondTrust Corporation	Software/Licensing	DSO	TESS	\$ 16,478.20		
30051	Hyattward Advertising Inc	Services	CHC	Marketing	\$ 51,965.00		
30052	AirSlate Inc	Software/Licensing	DSO	TESS	\$ 5,400.00		
30053	California Department of Social Services	Income	SBVC	Child Center		\$ 1,412,453.00	
27513	Strata Information Group	Amendment 01	DSO	TESS	\$ 67,860.00		Update Language
30055	Colton Redlands Yucaipa ROP	Income - Facilities Use	SBVC	Admin Services		\$ 676.71	
30056	Young Visionaries	Income - Facilities Use	SBVC	Admin Services		\$ 1,591.88	



Contracts Below \$114,500
 Presented for Information September 12, 2024
 [v. 08/19/2024]

Control #	Vendor	Contract Type	Site	Department	Expense	Income	Amendment
30057	American Medical Response	Clinical Site Agreement	CHC	EMS	No Cost		
30058	Securitas Technology Corporation	Software/Licensing	SBVC	Cafeteria	\$ 5,037.85		
30059	Brightly Software Inc	Software/Licensing	DSO	TESS	\$ 12,734.83		
30060	Womble Bond Dickinson LLP	Legal	KVCR	KVCR	\$ 20,000.00		
30061	Altair Engineering Inc	Software/Licensing	DSO	TESS	\$ 11,300.00		
30062	Waterloo Maple Inc	Software/Licensing	CHC	Math	\$ 3,850.00		
20456	San Bernardino, County of - Sheriff's Dept	Training Services	SBVC	Police Academy	\$ 30,000.00		Term Extension
30064	National Association of Higher Education Systems	Income - Grant	CHC	Financial Aid		\$ 5,000.00	
30065	Beyond the Busyness LLC	Speaker Agreement	CHC	Language Arts	\$ 450.00		
30066	MGI Advocacy Inc	Consultants	SBCCD	Government Relations	\$ 51,000.00		
30067	Wolfe, Susanne	Services	SBCCD	ATPC	\$ 30,000.00		
30068	Experian	Services	DSO	Fiscal Services	\$ 10,000.00		



Contracts Below \$114,500
 Presented for Information September 12, 2024
 [v. 08/19/2024]

Control #	Vendor	Contract Type	Site	Department	Expense	Income	Amendment
30069	Law Enforcement Medical Services Inc	On Demand Services	SBCCD	District Police	\$ 400.00		
30070	H&L Charter Co Inc	Bus Rental	SBVC	Athletics	\$ 2,205.00		
30071	H&L Charter Co Inc	Bus Rental	SBVC	Athletics	\$ 1,400.00		
30072	H&L Charter Co Inc	Bus Rental	SBVC	Athletics	\$ 1,701.25		
30073	H&L Charter Co Inc	Bus Rental	SBVC	Athletics	\$ 2,285.50		
30074	Ocegueda, Mark	On Demand Services	KVCR	KVCR	\$ 6,100.00		
30075	Impressive Talent LLC	On Demand Services	KVCR	KVCR	\$ 14,000.00		
30076	Halevy, Aaron	On Demand Services	KVCR	KVCR	\$ 72,028.00		
30077	Khadjenoury, Sahar	On Demand Services	KVCR	KVCR	\$ 36,000.00		
30078	Bully LLC	On Demand Services	KVCR	KVCR	\$ 72,028.00		
30079	Michael P Hulyk Company, The	On Demand Services	KVCR	KVCR	\$ 79,200.00		
30080	Luque, Lilian	On Demand Services	KVCR	KVCR	\$ 7,500.00		



Contracts Below \$114,500
 Presented for Information September 12, 2024
 [v. 08/19/2024]

Control #	Vendor	Contract Type	Site	Department	Expense	Income	Amendment
30081	Assertion Films	On Demand Services	KVCR	KVCR	\$ 8,235.50		
30082	Cruz, Alfredo	On Demand Services	KVCR	KVCR	\$ 50,000.00		
30084	University of Southern California	Services	CHC	Instruction	\$ 60,000.00		
30085	Sierra Lakes and Company LLC	Rental	KVCR	KVCR	\$ 19,060.18		
30086	Garland Company Inc, The	Maintenance Agreement	SBVC	Maintenance	\$ 100,000.00		
30087	Inland Empire Stages LTD	Bus Rental	SBVC	Athletics	\$ 3,887.00		
30088	Inland Empire Stages LTD	Bus Rental	SBVC	Athletics	\$ 3,887.00		
30089	H&L Charter Co Inc	Bus Rental	SBVC	Athletics	\$ 3,735.00		
30090	H&L Charter Co Inc	Bus Rental	SBVC	Athletics	\$ 3,735.00		
30091	H&L Charter Co Inc	Bus Rental	SBVC	Athletics	\$ 4,155.00		
30092	McKnight, Margaret Peg	Speaker Agreement	CHC	Language Arts	\$ 350.00		
30093	Ardent Diagnostics	Services	SBCCD	EDCT	\$ 5,000.00		



Contracts Below \$114,500
 Presented for Information September 12, 2024
 [v. 08/19/2024]

Control #	Vendor	Contract Type	Site	Department	Expense	Income	Amendment
30094	Ardent Diagnostics	Services	SBCCD	EDCT	\$ 5,000.00		
30095	Administrative Software Applications Inc	Software/Licensing	SBVC	Adult Education	\$ 37,353.00		
30096	R Dependable Construction Inc	Construction services	SBVC	Student Services	\$ 100,570.00		
30097	Intermex Inc	Bus Rental	CHC	Student Services	\$ 1,100.00		
30101	Ellucian Company LP	Services	DSO	TESS	\$ 16,590.00		
30102	Ellucian Company LP	Services	DSO	TESS	\$ 57,289.00		
30103	Kacey David Licensed Clinical Social Worker Inc	Services	SBVC	Student Health	\$ 15,000.00		
30104	Vector Resources Inc	On Demand Services	SBVC	Maintenance	\$ 5,000.00		
30105	Gonser Gerber LLP	Consultants	SBVC	Community Relations	\$ 33,500.00		
30106	Brightly Software Inc	Software/Licensing	SBVC	Maintenance	\$ 13,040.17		
30107	Tomorrow's Talent LLC	Consultants	SBVC	Instruction	\$ 114,000.00		
30108	DW Cloud Tech	Services	DSO	TESS	\$ 76,800.00		



Contracts Below \$114,500
 Presented for Information September 12, 2024
 [v. 08/19/2024]

Control #	Vendor	Contract Type	Site	Department	Expense	Income	Amendment
30109	San Bernardino, County of - Economic Development	Sponsorship	SBCCD	Government Relations	\$ 5,000.00		
30110	Party Plus Rentals	Rental	SBVC	Maintenance	\$ 548.40		
30111	Chino Valley Independent Fire District	Clinical Site Agreement	CHC	EMS	No Cost		
30112	San Bernardino County Fire Protection District	Clinical Site Agreement	CHC	EMS	No Cost		
30113	Inland Empire Academic Libraries Cooperative	Participation Agreement	CHC	Library	No Cost		
30114	Livescan Superprints LLC	Services	SBCCD	College Corp	\$ 13,700.00		
30115	California, State of	Income - Grants	SBCCD	College Corp		\$ 828,660.00	
24206	Santa Clarita CCD	Income - Grants	SBVC	Grants		\$ 150,000.00	
24206	Santa Clarita CCD	Income - Amendment 01	SBVC	Grants		\$ 200,000.00	\$ 50,000.00
24206	Santa Clarita CCD	Income - Amendment 02	SBVC	Grants		\$ 200,000.00	update term date
30119	Envision Education LLC	On Demand Services	CHC	Instruction	\$ 5,200.00		
30121	Cintas Corporation	Services	SBVC	Maintenance	\$ 65,000.00		



Contracts Below \$114,500
 Presented for Information September 12, 2024
 [v. 08/19/2024]

Control #	Vendor	Contract Type	Site	Department	Expense	Income	Amendment
30125	Capture Technologies Inc	Equipment	SBVC	Student Services	\$ 12,934.05		
30126	RDM Electric Co Inc	Building Improvement	SBVC	Student Services	\$ 3,830.00		
30127	Sunbelt Controls Inc	Maintenance Agreement	DSO	Facilities	\$ 24,000.00		
30128	Sunbelt Controls Inc	Building Improvement	SBVC	Maintenance	\$ 45,257.32		
30129	Lemay Construction	On Demand Services	DSO	Facilities	\$ 60,000.00		
30130	Trumba Corporation	Software/Licensing	DSO	TESS	\$ 13,822.56		
30131	Kacey David Licensed Clinical Social Worker Inc	Services	CHC	Student Health	\$ 18,400.00		
30132	Arrowhead Group	Repairs	DSO	Facilities	\$ 500.00		
30133	Top Golf USA Inc	Services	SBVC	Research and Planning	\$ 671.88		
30134	H&L Charter Co Inc	Bus Rental	SBCCD	College Corp	\$ 3,900.00		
30135	David Ollis Landscape Development	Services	DSO	Facilities	\$ 32,200.00		
30136	GovernmentJobs.com Inc	Software/Licensing	DSO	Human Resources	\$ 51,272.48		



Contracts Below \$114,500
 Presented for Information September 12, 2024
 [v. 08/19/2024]

Control #	Vendor	Contract Type	Site	Department	Expense	Income	Amendment
30137	Inland Empire Stages LTD	Bus Rental	SBVC	Athletics	\$ 1,460.50		
30138	Inland Empire Stages LTD	Bus Rental	SBVC	Athletics	\$ 2,197.65		
30139	Inland Empire Stages LTD	Bus Rental	SBVC	Athletics	\$ 1,460.50		
30140	H&L Charter Co Inc	Bus Rental	SBVC	Athletics	\$ 1,550.00		
30141	H&L Charter Co Inc	Bus Rental	SBVC	Athletics	\$ 1,350.00		
30142	H&L Charter Co Inc	Bus Rental	SBVC	Athletics	\$ 1,300.00		
30143	Inland Empire Stages LTD	Bus Rental	SBVC	Athletics	\$ 1,460.50		
30144	Inland Empire Stages LTD	Bus Rental	SBVC	Athletics	\$ 2,173.50		
30145	Inland Empire Stages LTD	Bus Rental	SBVC	Athletics	\$ 1,460.50		
30146	H&L Charter Co Inc	Bus Rental	SBVC	Athletics	\$ 1,313.75		
30147	H&L Charter Co Inc	Bus Rental	SBVC	Athletics	\$ 1,546.25		
30148	H&L Charter Co Inc	Bus Rental	SBVC	Athletics	\$ 1,250.00		



Contracts Below \$114,500
 Presented for Information September 12, 2024
 [v. 08/19/2024]

Control #	Vendor	Contract Type	Site	Department	Expense	Income	Amendment
30149	JAD Auto Detailing	On Demand Services	SBCCD	District Police	\$ 5,000.00		
30151	Integra Biosciences Corp	Repairs	SBVC	Science	\$ 2,800.00		
30152	Fairview Ford	On Demand Services	SBCCD	District Police	\$ 30,000.00		
30153	Snipes-Dye Associates	Services	SBCCD	Facilities	\$ 11,620.00		
30154	Emcor Service Mesa Energy	Repairs	SBVC	Maintenance	\$ 11,450.00		
30155	McKown, Courtney	Services	CHC	Marketing	\$ 6,000.00		
30156	Wiland Inc	Services	KVCR	KVCR	\$ 1,500.00		
30157	Heiberg Consulting	Software/Licensing	SBVC	Counseling	\$ 499.00		
30158	Bio Tox Laboratories Inc	On Demand Services	SBCCD	District Police	\$ 500.00		
30159	Control Air Enterprises LLC	Building Improvement	SBVC	Maintenance	\$ 9,051.00		
30160	Control Air Enterprises LLC	Building Improvement	SBVC	Maintenance	\$ 24,841.00		
30161	Johnson Controls Fire Protection	Maintenance Agreement	CHC	Maintenance	\$ 233,602.00		



Contracts Below \$114,500
 Presented for Information September 12, 2024
 [v. 08/19/2024]

Control #	Vendor	Contract Type	Site	Department	Expense	Income	Amendment
30162	Annas, Leticia	On Demand Services	KVCR	KVCR	\$ 10,000.00		
30163	Stolpp, Dianna	On Demand Services	KVCR	KVCR	\$ 7,500.00		
30164	Joespeakesq Inc	On Demand Services	KVCR	KVCR	\$ 35,000.00		
30165	Enco Systems Inc	Software/Licensing	KVCR	KVCR	\$ 295.00		
30166	TJL Direct	Broadcasting Rights	KVCR	KVCR	No Cost		
30167	Community Outreach Partners	MOU	SBCCD	EDCT	No Cost		
30168	Soboba Casino Resort	Income - training	SBCCD	EDCT		\$ 28,000.00	
30169	River Springs Charter School	Partnership Agreement	SBVC	Academic Success	No Cost		
30172	Southern California Business Report LLC	On Demand Services	KVCR	KVCR	\$ 12,000.00		
30173	Final Draft	Software/Licensing	SBVC	RTFV	\$ 3,222.74		
30174	H&L Charter Co Inc	Bus Rental	CHC	MESA	\$ 2,050.00		
30175	Hyattward Advertising Inc	Services	CHC	Marketing	\$ 5,600.00		



Contracts Below \$114,500
 Presented for Information September 12, 2024
 [v. 08/19/2024]

Control #	Vendor	Contract Type	Site	Department	Expense	Income	Amendment
30176	Strata Information Group	Consultants	SBVC	Financial Aid	\$ 49,524.00		
30177	Shelley A Daub Licensed Clinical Social Worker Corporation	Services	SBCCD	Student Services	\$ 60,000.00		
30178	Benny Hau MD Inc	On Demand Services	CHC	Instruction	\$ 20,800.00		
30179	Blu Educational Foundation	MOU	SBVC	Admin Services	No Cost		
30180	Verbit Inc	Services	CHC	Student Services	\$ 4,500.00		
30181	Securitas Technology Corporation	Services	SBCCD	EDCT	\$ 994.44		
30182	Experis US Inc	Services	SBCCD	ATPC	\$ 100,000.00		
30183	ConvergeOne Inc	Software/Licensing	DSO	TESS	\$ 13,350.00		
27342	Corovan Moving & Storage	Amendment 01	SBCCD	Facilities	\$ 29,639.61		Term Extension
30185	David Ollis Landscape Development	Services	SBCCD	Facilities	\$ 1,000.00		
30186	Ramirez-Stapleton, Lissa	Speaker Agreement	CHC	Academic Support	\$ 4,000.00		
30187	Print & Finishing Solutions	Maintenance Agreement	SBCCD	Print Shop	\$ 4,114.00		



Contracts Below \$114,500
 Presented for Information September 12, 2024
 [v. 08/19/2024]

Control #	Vendor	Contract Type	Site	Department	Expense	Income	Amendment
30188	Print & Finishing Solutions	Maintenance Agreement	SBCCD	Print Shop	\$ 4,330.00		
30189	Calimesa, City of - Fire Dept	Clinical Site Agreement	CHC	EMS	No Cost		
30190	LA Grinding Co	Maintenance Agreement	CHC	Print Shop	\$ 560.00		
30191	Shred It USA LLC	Services	SBVC	Maintenance	\$ 1,500.00		
30192	Edivent Inc	Software/Licensing	DSO	TESS	\$ 11,600.00		
30193	Confire Priority Ambulance	Clinical Site Agreement	CHC	EMS	No Cost		
30194	South Coast Water Co.	Services	SBVC	Chemistry	\$ 1,200.00		
30195	California Health and Safety	Rental	CHC	Fire Tech	\$ 35,137.28		
30196	H&S Mobile Fire Equipment Repair	On Demand Services	CHC	Fire Tech	\$ 10,000.00		
30197	Envision Education LLC	Consultants	CHC	Instruction	\$ 103,200.00		
30198	Party Plus Rentals	Rental	SBVC	First Year	\$ 5,336.00		
30199	Arrowbear Park County Water District	Services	CHC	EDCT	\$ 6,000.00		



Contracts Below \$114,500
Presented for Information September 12, 2024
[v. 08/19/2024]

Control #	Vendor	Contract Type	Site	Department	Expense	Income	Amendment
30222	Keenan & Associates	Services	SBCCD	Human Resources	No Cost		

SAN BERNARDINO COMMUNITY COLLEGE DISTRICT

TO: Board of Trustees

FROM: Dr. Diana Z. Rodriguez, Chancellor

REVIEWED BY: Angel Rodriguez, Associate Vice Chancellor, Government Relations & Strategic Communications

PREPARED BY: Tammy Mathis, District Director of Grants

DATE: September 12, 2024

SUBJECT: Districtwide Grant Submissions Awaiting Award

RECOMMENDATION

This item is for information only.

OVERVIEW

Between November 1, 2023 and August 15, 2024 the San Bernardino Community College District (SBCCD), in collaboration with the Economic Development & Corporate Training Center, Crafton Hills College, San Bernardino Valley College, and KVCR, has actively pursued multiple grants to advance our educational mission towards student success.

By securing external funding through these grant applications, SBCCD is committed to ensuring fiscal sustainability while providing vital resources to support the implementation of SBCCD's 2022-2027 strategic plan and the colleges' master plans.

ANALYSIS

- **Grant Application Period:** 28 applications submitted districtwide from November 15, 2023, to August 15, 2024.
- **Total Grant Funding Applied:** \$18,466,868 collectively applied for by SBCCD, EDCT, CHC, SBVC, and KVCR.
- **Grants Awarded:** grants awarded, totaling \$11,967,772.30
- **Grants Awaiting Awards:** 3 grants pending for a total of \$1,841,348
- **Thank You to Funding Partners:**
 - State of California/California Volunteers: \$1,657,320
 - IE Regional K-16 Educational Collaborative: \$1,599,968 (2 Grants)
 - CA Community College Chancellor's Office: \$1,041,609 (3 Grants)
 - California Endowment: \$25,000
 - Fred Rogers Productions: \$10,000
 - CA Economic Development Department \$1,840,500
 - CDFA Industry of Farm to Fork: 2,468
 - Federal Aviation Administration: 498,555



- Latino Media Collaborative \$10,000
- San Manuel Band of Mission Indians: \$3,700,000 (2 Grants)
- Foundation for California Community Colleges: \$5,000
- California Space Grant Consortium: \$25,000
- California Department of Healthcare Assess and Information: \$810,000
- CAL FIRE: \$692,351.29
- California Endowment: \$50,000

SBCCD GOALS

1. Eliminate Barriers to Student Access and Success
2. Be a Diverse, Equitable, Inclusive, and Anti-Racist Institution
3. Be a Leader and Partner in Addressing Regional Issues
4. Ensure Fiscal Accountability/Sustainability

FINANCIAL IMPLICATIONS

If awarded, these grants would provide a significant financial influx into the district.



Date: September 12, 2024

To: SBCCD Board of Directors

From: Tammy Mathis, District Director of Grants

Reviewed by: Angel Rodriguez, Associate Vice Chancellor of Government Relations & Strategic Communications

RE: Grant Updates

Executive Summary:

- A total of \$18,466,868 in grant funding has been collectively applied for by SBCCD, EDCT, CHC, SBVC, and KVCR.
- Our Wildfire Prevention Program Grant from CAL Fire was AWARDED the full proposal amount for \$692,351.29 on 8/19/2024
- The National Endowment for Humanities Grant for KVCR was AWARDED \$50,000 towards the development of a documentary script “Lopez vs Seccombe” on 8/16/2024
- \$11,967,772.30 in grant funding has been received.
- 28 grant applications were submitted districtwide in fiscal year 2023/24.
- 3 grants are pending award for a total of \$1,841,348
- These grants align with SBCCD's strategic directions and college educational master plans.
- Final outcomes are pending, and updates will be provided as they become available.

Wildfire Prevention Program

Purpose: The Wildfire Prevention Program Grant is a re-submitted proposal for the Defensible Space curriculum through EDCT, with KVCR providing advertising/publicity for the program.

- **Grantor:** CAL FIRE
- **Application Amount:** \$692,351.29.
- **Lead Entity –** EDCT
- **Application Submitted –** January 10, 2024
- **Application Status – AWARDED Full Amount**

Alignment with Educational Master Plans:

- ✓ **CHC Strategic Direction 4:** Develop a campus culture that engages students, employees, and the broader community.
 - **Supporting Action 4.1:** Strengthen and promote partnerships with the Community. Develop career partnerships with local businesses for student employment opportunities.
- ✓ **CHC Strategic Direction 5:** Foster and support inquiry, accountability, and campus sustainability.
 - **Supporting Action 5.4:** Develop alternative revenue streams. Increase the number of grant applications to support CHC programs.
- ✓ **SBVC Strategic Direction 7:** Connect students to regional and community opportunities.
 - **Supporting Action 1:** Increase industry/non-industry internships for students.
- ✓ **SBVC Strategic Direction 8:** Ensure sustainability through fiscal accountability
 - **Supporting Action 4:** Demonstrate responsiveness to community needs with regard to certificates, degrees, and programs.

National Endowment for the Humanities Grant (NEH)

Purpose: This grant is for the development of a script and short teaser of a documentary entitled “Lopez vs Seccombe.” This documentary tells the story of San Bernardino and how the Mexican community began a civil rights movement to desegregate public and recreational spaces.

- **Grantor:** California Endowment
- **Lead Entity –** KVCR
- **Application Submitted –** January 7, 2024
- **Application Status – AWARDED \$50,000**

Alignment with Educational Master Plans:

- ✓ **CHC Strategic Direction 1:** Increase Student Enrollment
 - **Supporting Action 3:** Focus outreach on disproportionately impacted groups and special populations.
 - **Supporting Action 3:** Increase the number of Black/African American and Hispanic/Latinx courses and programs.
 - ✓ **CHC Strategic Direction 5:** Foster and support inquiry, accountability, and campus sustainability.
 - **Supporting Action 4:** Increase the number of grant applications to support CHC programs.
 - ✓ **SBVC Strategic Direction 1:** Create a college-going culture through intentional
-

- community outreach and clear communications pathways.
 - **Supporting Action 2:** Create targeted outreach campaigns that consider specific audiences and demographics.
- ✓ **SBVC Strategic Direction 6:** Create and sustain a sense of belonging for all college and community stakeholders.
 - **Supporting Action 1:** Strengthen a culture of inclusion.

IECF Grant – Production of Black Voices

Purpose:

This grant was written to support African American artists in the media industry, providing them with the resources and support needed to explore stories relative to cultural influence.

- **Grantor:** Inland Empire Community Foundation
- **Application Amount:** \$20,000
- **Lead Entity –** KVCR
- **Application Submitted –** March 30, 2024
- **Application Status –** Waiting on Announcement

Alignment with Educational Master Plans:

- ✓ **CHC Strategic Direction 1:** Increase Student Enrollment
 - **Supporting Action 3:** Focus outreach on disproportionately impacted groups and special populations.
 - **Supporting Action 3:** Increase the number of Black/African American and Hispanic/Latinx courses and programs.
- ✓ **CHC Strategic Direction 5:** Foster and support inquiry, accountability, and campus sustainability.
 - **Supporting Action 4:** Increase the number of grant applications to support CHC programs.
- ✓ **SBVC Strategic Direction 1:** Create a college-going culture through intentional community outreach and clear communications pathways.
 - **Supporting Action 2:** Create targeted outreach campaigns that consider specific audiences and demographics.
- ✓ **SBVC Strategic Direction 6:** Create and sustain a sense of belonging for all college and community stakeholders.
 - **Supporting Action 1:** Strengthen a culture of inclusion.

Extreme Heat and Community Resilience Program – Sm. Implementation

Purpose:

This grant was written to provide heat relief to San Bernardino Valley College through the addition of shaded cooling areas near the campus center with a pagoda, table, trees and benches with charging stations as well as hydration station water-bottle refilling areas throughout campus.

- **Grantor:** Governors Office of Planning and Research
- **Application Amount:** \$449,400
- **Lead Entity –** SBCCD
- **Application Submitted –** May 7, 2024
- **Application Status –** Waiting on Announcement

Alignment with Educational Master Plans:

- ✓ **CHC Strategic Direction 1:** Increase Student Enrollment
 - **Supporting Action 3:** Focus outreach on disproportionately impacted groups and special populations.
 - **Supporting Action 3:** Increase the number of Black/African American and Hispanic/Latinx courses and programs.
- ✓ **CHC Strategic Direction 5:** Foster and support inquiry, accountability, and campus sustainability.
 - **Supporting Action 4:** Increase the number of grant applications to support CHC programs.
- ✓ **SBVC Strategic Direction 1:** Create a college-going culture through intentional community outreach and clear communications pathways.
 - **Supporting Action 2:** Create targeted outreach campaigns that consider specific audiences and demographics.
- ✓ **SBVC Strategic Direction 6:** Create and sustain a sense of belonging for all college and community stakeholders.
 - **Supporting Action 1:** Strengthen a culture of inclusion.

Urban and Community Forestry Program (IRA Funds)

Purpose:

This grant is to establish an Urban and Community Forestry Program with curriculum being developed through Crafton Hills College and additional partnerships with the TreePeople and USGBC.

- **Grantor:** Cal Fire
- **Application Amount:** \$1,371,948
- **Lead Entity –** SBCCD
- **Application Submitted –** May 30, 2024
- **Application Status –** Waiting on Announcement

Alignment with Educational Master Plans:

- ✓ **CHC Strategic Direction 4:** Develop a campus culture that engages students, employees, and the broader community.
 - **Supporting Action 4.1:** Strengthen and promote partnerships with the Community. Develop career partnerships with local businesses for student employment opportunities.
 - ✓ **CHC Strategic Direction 5:** Foster and support inquiry, accountability, and campus sustainability.
-

- **Supporting Action 5.4:** Develop alternative revenue streams. Increase the number of grant applications to support CHC programs.
 - ✓ **SBVC Strategic Direction 2:** Innovate curriculum and course offerings to support student equity and completion.
 - **Supporting Action 2:** Continue to implement culturally responsive pedagogies.
 - ✓ **SBVC Strategic Direction 8:** Ensure sustainability through fiscal accountability
 - **Supporting Action 4:** Demonstrate responsiveness to community needs with regard to certificates, degrees, and programs.
-

SAN BERNARDINO COMMUNITY COLLEGE DISTRICT

TO: Board of Trustees

FROM: Dr. Diana Z. Rodriguez, Chancellor

REVIEWED BY: Jose F. Torres, Executive Vice Chancellor

PREPARED BY: Steven J. Sutorus, Executive Director, Business & Fiscal Services

DATE: September 12, 2024

SUBJECT: General Fund Cash Flow Analysis

RECOMMENDATION

This item is for information only and no action is required.

OVERVIEW

The District's budget is a financial plan based on estimated revenues and expenditures for the fiscal year, which runs from July 1 through June 30. Cash refers to what is actually in the District's treasury on a day-to-day and month-to-month basis. District cash balances are reviewed regularly and monitoring the amount of cash available to meet financial obligations is a core responsibility of the Fiscal Services Department. Fiscal year forecasts are updated monthly using the most current actual revenue and expense data and any new guidance from the State. Attached is the restricted and unrestricted General Fund monthly cash flow analysis.

ANALYSIS

As noted in the forecast, cash balances fluctuate throughout the year based on the amount and timing of actual and estimated revenues and expenses. The current cash estimate as of June 30, 2025, is \$81,716,452 based on the beginning balance of \$82,796,399, the approved tentative budget for fiscal year 2024-2025, and actual activity during the month of July 2024.

SBCCD GOALS

4. Ensure Fiscal Accountability/Sustainability

FINANCIAL IMPLICATIONS

This analysis is an important part of ensuring sufficient cash is available to meet District needs.





General Fund Cash Flow Analysis – Restricted & Unrestricted Fiscal Year 2024-2025

(as of August 20, 2024, rounded to the nearest \$1,000)

	PROJECTED												ACCRUALS	TOTAL
	JUL	AUG	SEPT	OCT	NOV	DEC	JAN	FEB	MAR	APR	MAY	JUN		
Estimated Beginning Cash Balance	82,796	88,219	77,281	75,211	70,064	68,844	84,657	79,182	101,929	100,927	97,579	94,645		
Receipts														
Federal		16	640	384	138	59	268	985	178	-5	101	220		2,984
State	13,261	6,863	12,448	11,853	4,255	9,738	7,417	53,955	15,504	9,282	8,493	4,043		157,111
Local	6,309	65	3,553	2,184	3,419	23,009	5,616	2,655	388	6,476	7,130	469		61,273
Interfund Transfer & Sale of Assets					7,210	2		5,407			354	3,625		16,599
Accounts Receivable/Accruals	-3,045	1,264	-509	64	1,006	-3	-685	671	-65	-154	-505	659		-1,303
Total Receipts	16,525	8,208	16,132	14,485	16,027	32,805	12,615	63,672	16,006	15,598	15,574	9,018		236,665
Disbursements														
Academic Salaries	10	3,107	5,114	5,609	5,932	5,837	5,779	5,016	5,761	5,820	5,888	10,434		64,307
Classified Salaries	3,304	3,864	3,899	4,026	4,243	4,269	4,076	3,935	4,265	5,267	4,465	5,091		50,702
Benefits	1,699	2,975	759	3,657	3,646	3,629	3,750	3,567	2,481	4,163	3,840	5,340		39,507
Supplies & Materials	136	55	183	160	223	146	180	161	209	606	363	488		2,911
Other Operating Exp	2,486	1,694	2,536	2,077	2,018	1,860	2,651	2,812	3,187	1,677	2,001	5,111		30,108
Capital Outlay	521	90	217	80	243	373	363	143	362	455	411	644		3,902
Other Outgo	1,099	-234	3,144	5,385	1,141	928	1,322	1,959	792	892	1,558	1,066		19,051
Longterm Post-Employment Benefits	-5	-8	-8	-8	8	-8	-8	17	-8	-8	31	5		1
Accounts Payable/Accruals	1,853	7,604	2,358	-1,354	-207	-42	-24	23,316	-41	73	-48	-6,234		27,255
Total Disbursements	11,103	19,146	18,202	19,631	17,248	16,992	18,090	40,925	17,008	18,946	18,508	21,946		237,745
Increase / (Decrease) in Cash Balance	5,423	-10,938	-2,070	-5,146	-1,221	15,813	-5,475	22,747	-1,002	-3,348	-2,934	-12,928		
Estimated Ending Cash Balance	88,219	77,281	75,211	70,064	68,844	84,657	79,182	101,929	100,927	97,579	94,645	81,716		

SAN BERNARDINO COMMUNITY COLLEGE DISTRICT

TO: Board of Trustees

FROM: Dr. Diana Z. Rodriguez, Chancellor

REVIEWED BY: Dir. Dana Z. Rodriguez, Chancellor

PREPARED BY: Kristina Hannon, Vice Chancellor, Human Resources, Payroll, Police Services, and Health and Safety Administration

DATE: September 12, 2024

SUBJECT: Lexipol Policy and Procedure: 1010 Personnel Complaints

RECOMMENDATION

This item is for information only and no action is required.

OVERVIEW

The Lexipol Policy and Procedure: 1010 Personnel Complaints is being submitted to the Board of Trustees for their perusal.

ANALYSIS

The Lexipol Policy and Procedure: 1010 Personnel Complaints will provide a ready reference of rules, procedures, and guidelines for all SBCCD Police Personnel to assist them in the proper procedures of their duties and responsibilities.

SBCCD GOALS

1. Eliminate Barriers to Student Access and Success
2. Be a Diverse, Equitable, Inclusive, and Anti-Racist Institution
3. Be a Leader and Partner in Addressing Regional Issues
4. Ensure Fiscal Accountability/Sustainability

FINANCIAL IMPLICATIONS

There are no financial implications associated with this board item.



Personnel Complaints

1010.1 PURPOSE AND SCOPE

This policy provides guidelines for the reporting, investigation and disposition of complaints regarding the conduct of members of the San Bernardino Community College District Police Department. This policy shall not apply to any questioning, counseling, instruction, informal verbal admonishment or other routine or unplanned contact of a member in the normal course of duty, by a supervisor or any other member, nor shall this policy apply to a criminal investigation.

1010.2 POLICY

The San Bernardino Community College District Police Department takes seriously all complaints regarding the service provided by the Department and the conduct of its members.

The Department will accept and address all complaints of misconduct in accordance with this policy and applicable federal, state and local law, municipal and county rules and the requirements of any collective bargaining agreements.

It is also the policy of this Department to ensure that the community can report misconduct without concern for reprisal or retaliation.

1010.3 PERSONNEL COMPLAINTS

Personnel complaints include any allegation of misconduct or improper job performance that, if true, would constitute a violation of Department policy or of federal, state or local law, policy or rule. Personnel complaints may be generated internally or by the public.

Inquiries about conduct or performance that, if true, would not violate Department policy or federal, state or local law, policy or rule may be handled informally by a supervisor and shall not be considered a personnel complaint. Such inquiries generally include clarification regarding policy, procedures or the response to specific incidents by the Department.

1010.3.1 COMPLAINT CLASSIFICATIONS

Personnel complaints shall be handled in one of the following manners:

Informal - A matter in which the Watch Commander is satisfied that appropriate action has been taken by a supervisor of rank greater than the accused member.

Formal - A matter in which a supervisor determines that further action is warranted. Such complaints may be investigated by a supervisor of rank greater than the accused member or referred to an outside investigator (e.g., District's Human Resources Department, third party attorney and/or investigator, etc.), depending on the nature, seriousness, and complexity of the investigation.

A matter in which the complaining party either refuses to cooperate or becomes unavailable after diligent follow-up investigation must be further investigated regardless of the seriousness of the complaint and the availability of sufficient information so that the investigation may be completed.

San Bernardino Community College District Police Department

Policy Manual

Personnel Complaints

1010.3.2 SOURCES OF COMPLAINTS

The following applies to the source of complaints:

- (a) Individuals from the public may make complaints in any form, including in writing, by email, in person or by telephone.
- (b) Any Department member becoming aware of alleged misconduct shall immediately notify a supervisor.
- (c) Supervisors shall initiate a complaint based upon observed misconduct or receipt from any source alleging misconduct that, if true, could result in disciplinary action.
- (d) Anonymous and third-party complaints should be accepted and investigated to the extent that sufficient information is provided.
- (e) Tort claims and lawsuits may generate a personnel complaint.

1010.4 AVAILABILITY AND ACCEPTANCE OF COMPLAINTS

1010.4.1 COMPLAINT FORMS

Personnel complaint forms will be maintained in a clearly visible location in the public area of the police facility and be accessible through the Department website. Forms may also be available at other District facilities.

Personnel complaint forms in languages other than English may also be provided, as determined necessary or practicable.

1010.4.2 ACCEPTANCE

All complaints will be courteously accepted by any Department member and promptly given to the appropriate supervisor. Although written complaints are preferred, a complaint may also be filed orally, either in person or by telephone. Such complaints will be directed to a supervisor. If a supervisor is not immediately available to take an oral complaint, the receiving member shall obtain contact information sufficient for the supervisor to contact the complainant. The supervisor, upon contact with the complainant, shall complete and submit a complaint form as appropriate.

Although not required, complainants should be encouraged to file complaints in person so that proper identification, signatures, photographs, or physical evidence may be obtained as necessary.

A complainant shall be provided with a copy of the complaining party's statement at the time it is filed with the Department (Penal Code § 832.7).

1010.4.3 AVAILABILITY OF WRITTEN PROCEDURES

The Department shall make available to the public a written description of the investigation procedures for complaints (Penal Code § 832.5).

1010.4.4 HATE COMPLAINTS AGAINST PEACE OFFICERS

Internal complaints or complaints from the public shall be accepted and investigated in accordance with this policy where it is alleged with sufficient particularity to investigate the matter that an officer has in the previous seven years, and since 18 years of age, engaged in membership

San Bernardino Community College District Police Department

Policy Manual

Personnel Complaints

in a hate group, participated in a hate group activity, or advocated any public expression of hate (Penal Code § 13682).

1010.5 DOCUMENTATION

Supervisors shall ensure that all formal and informal complaints are documented on a complaint form. The supervisor shall ensure that the nature of the complaint is defined as clearly as possible.

All complaints and inquiries should also be documented in a log that records and tracks complaints. The log shall include the nature of the complaint and the actions taken to address the complaint. On an annual basis, the Department should audit the log and send an audit report to the Chief of Police or the authorized designee.

1010.6 ADMINISTRATIVE INVESTIGATIONS

Allegations of misconduct will be administratively investigated as follows.

1010.6.1 SUPERVISOR RESPONSIBILITIES

In general, the primary responsibility for the investigation of a personnel complaint shall rest with the member's immediate supervisor, unless the supervisor is the complainant, or the supervisor is the ultimate decision-maker regarding disciplinary action or has any personal involvement regarding the alleged misconduct. The Chief of Police or the authorized designee may direct that another supervisor investigate any complaint. Under certain circumstances, the investigation shall be conducted by an outsider investigator (see 1010.3.1 above).

A supervisor who becomes aware of alleged misconduct shall take reasonable steps to prevent aggravation of the situation after such steps have been approved by the District's Human Resources Department.

The responsibilities of supervisors include, but are not limited to:

- (a) Ensuring that upon receiving or initiating any complaint, a complaint form is completed.
 1. The original complaint form will be directed to the Watch Commander of the accused member, via the chain of command, who will take appropriate action and/or determine who will have responsibility for the investigation, in accordance with this policy
- (b) Responding to all complainants in a courteous and professional manner. (c) Resolving those personnel complaints that can be resolved immediately.
 1. Follow-up contact with the complainant should be made within 24 hours of the Department receiving the complaint.
 2. If the matter is resolved and no further action is required, the supervisor will note the resolution on a complaint form and forward the form to the Watch Commander.
- (d) Ensuring that upon receipt of a complaint involving allegations of a potentially serious nature, the Watch Commander, the Chief of Police, and the District's Human Resources Department are notified via the chain of command as soon as practicable.

San Bernardino Community College District Police Department

Policy Manual

Personnel Complaints

- (e) Promptly contacting the District's Human Resources Department and the Watch Commander for direction regarding their roles in addressing a complaint that relates to sexual, racial, ethnic or other forms of prohibited harassment or discrimination.
- (f) Forwarding personnel complaints which are not resolved immediately to the Chief of Police or designee, who will determine whether to contact the complainant or assign the complaint for investigation.
- (g) Informing the complainant of the investigator's name and the complaint number as soon as practicable after assignment.
- (h) Investigating a complaint as follows:
 1. Making reasonable efforts to obtain names, addresses and telephone numbers of witnesses.
 2. When appropriate, ensuring immediate medical attention is provided and photographs of alleged injuries and accessible uninjured areas are taken.
- (i) Ensuring that the procedural rights of the accused member are followed (Government Code § 3300 et seq.).
- (j) Ensuring interviews of the complainant are generally conducted during reasonable hours.

1010.6.2 ADMINISTRATIVE INVESTIGATION PROCEDURES

All administrative investigations concerning peace officers shall be conducted pursuant to the Public Safety Officers Procedural Bill of Rights Act (POBR) (Government Code § 3300) regardless of who is conducting the investigation:

1010.6.3 ADMINISTRATIVE INVESTIGATION FORMAT

Formal investigations of personnel complaints shall be thorough, complete and essentially follow this format:

Introduction - Include the identity of the members, the identity of the assigned investigators, the initial date and source of the complaint.

Synopsis - Provide a brief summary of the facts giving rise to the investigation.

Summary - List the allegations separately, including applicable policy sections, with a brief summary of the evidence relevant to each allegation. A separate recommended finding should be provided for each allegation.

Evidence - Each allegation should be set forth with the details of the evidence applicable to each allegation provided, including comprehensive summaries of member and witness statements. Other evidence related to each allegation should also be detailed in this section.

Conclusion - A recommendation regarding further action or disposition should be provided.

Exhibits - A separate list of exhibits (e.g., recordings, photos, documents) should be attached to the report.

San Bernardino Community College District Police Department

Policy Manual

Personnel Complaints

1010.6.4 DISPOSITIONS

Each personnel complaint shall be classified with one of the following dispositions:

Unfounded - Means that an investigation clearly establishes that the allegation is not true (Penal Code § 832.8 (c)). Complaints that are determined to be frivolous will fall within the classification of unfounded.

Exonerated - When the investigation discloses that the alleged act occurred but that the act was justified, lawful and/or proper.

Not sustained - When the investigation discloses that there is insufficient evidence to sustain the complaint or fully exonerate the member.

Sustained - A final determination by an investigating agency, commission, board, hearing officer, or arbitrator, as applicable, following an investigation and opportunity for an administrative appeal pursuant to Government Code § 3304 and Government Code § 3304.5 that the actions of an officer were found to violate law or Department policy (Penal Code § 832.8(b)).

If an investigation discloses misconduct or improper job performance that was not alleged in the original complaint, the investigator shall take appropriate action with regard to any additional allegations.

1010.6.5 COMPLETION OF INVESTIGATIONS

Every investigator or supervisor assigned to investigate a personnel complaint or other alleged misconduct shall proceed with due diligence in an effort to complete the investigation within one year from the date of discovery by an individual authorized to initiate an investigation (Government Code § 3304).

In the event that an investigation cannot be completed within one year of discovery, the assigned investigator or supervisor shall seek a voluntary waiver from the involved officer or shall ensure that an extension or delay is warranted within the exceptions set forth in Government Code § 3304(d).

1010.6.6 NOTICE TO COMPLAINANT OF INVESTIGATION STATUS

The member conducting the investigation should provide the complainant with periodic updates on the status of the investigation, as appropriate.

1010.7 ADMINISTRATIVE SEARCHES

Assigned lockers, storage spaces and other areas, including desks, offices and vehicles, may be searched as part of an administrative investigation upon a reasonable suspicion of misconduct.

Lockers and storage spaces may only be administratively searched in the member's presence, with the member's consent, with a valid search warrant or where the member has been given reasonable notice that the search will take place (Government Code § 3309).

All areas, except for lockers and storage spaces, may also be searched any time by a supervisor for non-investigative purposes, such as obtaining a needed report, radio or other document or equipment. Lockers and storage spaces may only be searched by a supervisor for non-

San Bernardino Community College District Police Department

Policy Manual

Personnel Complaints

investigative purposes in exigent circumstances and shall be subject to the same provisions in Government Code § 3309 referenced above.

1010.7.1 DISCLOSURE OF FINANCIAL INFORMATION

An employee may be compelled to disclose personal financial information under the following circumstances (Government Code § 3308):

- (a) Pursuant to a state law or proper legal process
- (b) Information exists that tends to indicate a conflict of interest with respect to the performance of official duties. or
- (c) If the employee is being considered for a specialized unit in which there is a strong possibility that bribes or other improper inducement may be offered.

1010.8 ADMINISTRATIVE LEAVE

The Vice Chancellor of Human Resources or designee may, upon written notice, place a member on Paid Administrative Leave when investigating allegation(s) of misconduct, wrongdoing, illegal act(s), or for the safety or for the protection of the public, district, or individual. The member shall remain on paid administrative leave while the investigation is being conducted, a decision is rendered, and subsequent action is taken. All of the aforementioned shall be conducted in a timely and expeditious manner. Paid Administrative Leave shall mean that the member shall not report to work but shall receive all pay and benefits and shall be accessible to the DISTRICT during all scheduled working hours. Any member placed on administrative leave:

- (a) May be required to relinquish any Department badge, identification, assigned weapons and any other Department equipment.
- (b) Shall be required to continue to comply with all policies and lawful orders of a supervisor.
- (c) May be temporarily reassigned to a different shift, generally a normal business-hours shift, during the investigation. The member shall be required to remain available for contact at all times during such shift, and will report as ordered.

1010.9 CRIMINAL INVESTIGATION

Where a member is accused of potential criminal conduct, an outside law enforcement agency shall investigate the criminal allegations. Any separate administrative investigation may parallel a criminal investigation.

The Chief of Police shall be notified as soon as practicable when a member is accused of criminal conduct.

A member accused of criminal conduct shall be advised of his/her constitutional rights (Government Code § 3303(h)) prior to any questioning in the administrative investigation. The member shall not be administratively ordered to provide any information in the criminal investigation.

San Bernardino Community College District Police Department

Policy Manual

Personnel Complaints

The San Bernardino Community College District Police Department may release information concerning the arrest or detention of any member, including an officer, that has not led to a conviction. No disciplinary action should be taken until an independent administrative investigation is conducted.

1010.10 POST-ADMINISTRATIVE INVESTIGATION PROCEDURES

Upon completion of an investigation, an investigation report should be forwarded to the Chief of Police through the chain of command. Each level of command should review the report and include his/her comments in writing before forwarding the report. The Chief of Police shall provide a recommendation for disciplinary action.

1010.10.1 CHIEF OF POLICE RESPONSIBILITIES

Upon receipt of any written recommendation for disciplinary action, the Chief of Police shall review the recommendation and all accompanying materials. The Chief of Police may modify any recommendation and/or may return the file to the supervisor for further investigation or action.

Once the Chief of Police is satisfied that no further investigation or action is required by staff, the Chief of Police shall recommend the amount of discipline, if any, that should be imposed. In the event disciplinary action is proposed, the District's Human Resources Department shall provide the member with a predisciplinary procedural due process hearing (*Skelly*) by providing written notice of the charges, proposed action and reasons for the proposed action. The District's Human Resources Department shall also provide the member with:

- (a) Access to all of the materials considered by the Vice Chancellor of Human Resources of designee in recommending the proposed discipline.
- (b) An opportunity to respond orally or in writing to the Vice Chancellor of Human Resources of designee. A written response or a request to respond orally must be received by the District's Human Resources Department within five (5) days of receiving the notice.
 1. Upon a showing of good cause by the member, the Vice Chancellor of Human Resources or designee may grant a reasonable extension of time for the member to respond.

Once the member has completed his/her response or if the member has elected to waive any such response, the Vice Chancellor of Human Resources or designee shall consider all information received in regard to the recommended discipline. The Vice Chancellor of Human Resources or designee shall render a timely written decision to the member and specify the grounds and reasons for discipline and the effective date of the discipline. Once the Vice Chancellor of Human Resources or designee has issued a written decision, the discipline shall become effective.

1010.10.2 NOTICE OF FINAL DISPOSITION TO THE COMPLAINANT

The Chief of Police or the authorized designee shall ensure that the complainant is notified of the disposition (i.e., sustained, not sustained, exonerated, unfounded) of the complaint within thirty (30) days of the final disposition (Penal Code § 832.7(f)). This notice shall not include what discipline, if any, was imposed.

San Bernardino Community College District Police Department

Policy Manual

Personnel Complaints

1010.11 PRE-DISCIPLINE EMPLOYEE RESPONSE

The pre-discipline process is intended to provide the accused employee with an opportunity to present a written or oral response to the Vice Chancellor of Human Resources or designee after having had an opportunity to review the supporting materials and prior to imposition of any recommended discipline. The employee shall consider the following:

- (a) The response is not intended to be an adversarial or formal hearing.
- (b) Although the employee may be represented by an uninvolved representative or legal counsel, the response is not designed to accommodate the presentation of testimony or witnesses.
- (c) The employee may suggest that further investigation could be conducted or the employee may offer any additional information or mitigating factors for the Vice Chancellor of Human Resources or designee to consider.
- (d) In the event that the Vice Chancellor of Human Resources or designee elects to cause further investigation to be conducted, the employee shall be provided with the results prior to the imposition of any discipline.
- (e) The employee may thereafter have the opportunity to further respond orally or in writing to the Vice Chancellor of Human Resources or designee on the limited issues of information raised in any subsequent materials.

1010.12 RESIGNATIONS/RETIREMENTS PRIOR TO DISCIPLINE

In the event that a member tenders a written resignation or notice of retirement prior to the imposition of discipline, it shall be noted in the file. The tender of a resignation or retirement by itself shall not serve as grounds for the termination of any pending investigation or discipline (Penal Code § 13510.8).

1010.13 POST-DISCIPLINE APPEAL RIGHTS

Non-probationary employees have the right to appeal a suspension without pay, punitive transfer, demotion, reduction in pay or step, or termination from employment. The employee has the right to appeal using the procedures established by any collective bargaining agreement, Memorandum of Understanding and/or personnel rules.

In the event of punitive action against an employee covered by the POBR, the appeal process shall be in compliance with Government Code § 3304 and Government Code § 3304.5.

During any administrative appeal, evidence that an officer has been placed on a *Brady* list or is otherwise subject to *Brady* restrictions may not be introduced unless the underlying allegations of misconduct have been independently established. Thereafter, such *Brady* evidence shall be limited to determining the appropriateness of the penalty (Government Code § 3305.5).

1010.14 PROBATIONARY EMPLOYEES AND OTHER MEMBERS

At-will and probationary employees and those members other than non-probationary employees may be released from employment for non-disciplinary reasons (e.g., failure to meet standards) without adherence to the procedures set forth in this policy or any right to appeal. However, any probationary officer subjected to an investigation into allegations of misconduct shall be entitled

San Bernardino Community College District Police Department

Policy Manual

Personnel Complaints

to those procedural rights, as applicable, set forth in the POBR (Government Code § 3303; Government Code § 3304).

At-will, probationary employees and those other than non-probationary employees subjected to discipline or termination as a result of allegations of misconduct shall not be deemed to have acquired a property interest in their position, but shall be given the opportunity to appear before the Vice Chancellor of Human Resources or designee for a non-evidentiary hearing for the sole purpose of attempting to clear their name or liberty interest. There shall be no further opportunity for appeal beyond the liberty interest hearing and the decision of the Vice Chancellor of Human Resources or designee shall be final.

1010.15 RETENTION OF PERSONNEL INVESTIGATION FILES

All personnel complaints shall be maintained in accordance with the established records retention schedule and as described in the Personnel Records Policy.

1010.16 REQUIRED REPORTING TO POST

The Chief of Police or the authorized designee shall notify POST on the appropriate POST form within ten (10) days of certain officer personnel events, including but not limited to (Penal Code § 13510.9):

- (a) Termination or separation from employment or appointment. Separation from employment or appointment includes any involuntary termination, resignation, or retirement.
 1. A POST affidavit-of-separation form shall be executed and maintained by the Department and submitted to POST as required by Penal Code § 13510.9 and 11 CCR 1003.
- (b) Events that could affect an officer's POST certification, such as:
 1. Complaints, charges, or allegations of serious misconduct (as defined by Penal Code § 13510.8).
 2. Findings of civilian review boards.
 3. Final dispositions of any investigations.
 4. Civil judgments or court findings based on conduct, or settlement of a civil claim against an officer or the San Bernardino Community College District Police Department based on allegations of conduct by an officer.

The Chief of Police or the authorized designee shall be responsible for providing POST access to or duplication of investigation documentation (e.g., physical or documentary evidence, witness statements, analysis, conclusions) for up to two (2) years after reporting of the disposition of the investigation (Penal Code § 13510.9).

1010.16.1 NOTIFICATIONS TO POST FOR SERIOUS MISCONDUCT

The Chief of Police or the authorized designee shall report allegations of serious misconduct by an officer to POST and the report shall include the following (11 CCR 1207):

- (a) Name of the Department

San Bernardino Community College District Police Department

Policy Manual

Personnel Complaints

- (b) Administrative case number
- (c) Name, current address, and phone number of the complainant, if available
- (d) Name, POST ID, current address, and phone number of the involved officer
- (e) A summary of the alleged misconduct including:
 1. A narrative of the allegations
 2. Date and time of incidents
 3. Location of occurrence
 4. Any witness information, if available
 5. Summary of arrest or indictment of involved officer
- (f) A change in employment status of the involved officer (e.g., administrative leave, suspension, termination)
- (g) Name and contact information of the assigned investigator

The Chief of Police or the authorized designee shall provide updates of the investigation to POST every ninety (90) days until the final disposition in the method designated by POST (11 CCR 1207).

Upon completion of the investigation, the Chief of Police or the authorized designee shall submit to POST the final disposition of the investigation as well as investigation materials and the officer's service record as provided by 11 CCR 1207.

1010.16.2 ADDITIONAL NOTIFICATIONS TO POST FOR SERIOUS MISCONDUCT

Additional notification shall be made to POST (11 CCR 1207):

- (a) If the imposed disciplinary action is pending appeal or other review through an administrative or judicial proceeding:
 1. The Department shall provide the name of the body conducting the proceeding.
 2. The status of the proceeding, if known.
- (b) If criminal charges are pending:
 1. The name of the court having jurisdiction over the criminal charges against the officer.
 2. The status of the criminal case, if known.

SAN BERNARDINO COMMUNITY COLLEGE DISTRICT

TO: Board of Trustees

FROM: Dr. Diana Z. Rodriguez, Chancellor

REVIEWED BY: Dr. Diana Z. Rodriguez, Chancellor

PREPARED BY: Kristina Hannon, Vice Chancellor, Human Resources, Payroll, Police Services, and Health and Safety Administration

DATE: September 12, 2024

SUBJECT: MOUs between SBCCD and the California School Employees Association and its SBCCD Chapter 291 (CSEA)

RECOMMENDATION

This item is for information only and no action is required.

OVERVIEW

The District and the CSEA met and entered into the attached Memorandums of Understanding, also known as MOUs.

ANALYSIS

The attached MOUs constitute the full and complete Agreement between the District and the CSEA.

SBCCD GOALS

1. Eliminate Barriers to Student Access and Success
2. Be a Diverse, Equitable, Inclusive, and Anti-Racist Institution

FINANCIAL IMPLICATIONS

The cost associated with an MOU is included in the appropriate budgets, where applicable.



MEMORANDUM OF UNDERSTANDING
By and Between
SAN BERNARDINO COMMUNITY COLLEGE DISTRICT
And
CALIFORNIA SCHOOL EMPLOYEES ASSOCIATION and its
SAN BERNARDINO COMMUNITY COLLEGE DISTRICT CHAPTER #291

July 16, 2024

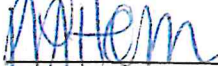
Terms and Conditions: This Memorandum of Understanding is entered into by and between the San Bernardino Community College District (hereinafter, "District") and the California School Employees Association and its Chapter #291, (hereinafter "Association"), collectively referred to as "the Parties."

It is Hereby Agreed:

The College Security Officer classification will be abolished from the classified bargaining unit, effective September 13, 2024. Therefore, the College Security Officer will be removed from the 2023-2026 CSEA Collective Bargaining Agreement Article 1: Recognition, section 1.1 and Appendix "A".

This agreement is subject to all approvals required by the CSEA 610 policy and the District.

For the District




Kristina Hannon, SBCCD
Vice-Chancellor, Human Resources,
Payroll & Police Services


For CSEA




Ernest Guillen, President CSEA #291



Noah Snyder, CSEA LRR



Diana Vaichis, Team Member



Kevin Limoges, Team Member



Yendis Battle, Team Member



Cedrick Wrenn, Team Member



College Security Officer

Classified Range: 33

Pending Board Approval: 04/13/23 P. 1|5

****Abolished; classified duties are found in the Campus Safety Specialist job description****

Class specifications are intended to present a descriptive list of the range of duties performed by employees in the class. Specifications are not intended to reflect all duties performed within the job; however, any additional duties will be reasonably related to this class.

SUMMARY DESCRIPTION

~~Performs a wide variety of District security services to ensure the safety of persons and property. Campus Security Officer is a non-sworn position and is not authorized to carry a firearm.~~

SUPERVISION RECEIVED AND EXERCISED

~~Receives general direction from appropriate supervisor; checks with supervisor regarding non-routine assignments.~~

REPRESENTATIVE DUTIES

~~The following duties are typical for this classification:~~

- ~~1. Serves as visible security presence on District and Campus sites; observes and reports suspected violations of the rules and regulations governing students, faculty, staff, and the general public to dispatch or appropriate authority.~~
- ~~2. Patrols in and around campus and District properties, including parking lots before, during and after business and school hours on foot, bicycle, golf cart, or vehicle.~~
- ~~3. Enforces parking regulations on campus and issues parking citations as necessary; issues and inputs citations into hand held computer/tablet.~~
- ~~4. Contacts dispatch to create calls for service; responds as needed to campus safety, security, and other calls for service assigned by dispatch.~~
- ~~5. Carries and uses assigned equipment as necessary and appropriate, such as two-way radios, handcuffs, and pepper spray.~~
- ~~6. May assist sworn officers in detaining and arresting suspects utilizing department issued equipment such as handcuffs and pepper spray.~~
- ~~7. Notifies dispatch, sworn officers, or supervisor of suspected illegal activity on District properties reports hazardous and unusual conditions or malfunctions observed.~~
- ~~8. Inspects for, prevents, and reports vandalism, illegal entry, theft, and fire.~~
- ~~9. Identifies, observes, and reports to dispatch, sworn officers, or supervisor regarding persons on District properties when the reasons for their presence or intentions are questionable.~~
- ~~10. Conducts routine inquiries and completes documentation regarding minor campus incidents.~~
- ~~11. Prepares clear and concise reports using appropriate software such as the Records Information Management System (RIMS), routine correspondence; enters acquired property and evidence into appropriate logs; updates patrol logs as necessary.~~
- ~~12. Assists sworn officers in collecting and transporting money from parking meters, permit dispensers, and change machines throughout the campuses.~~



College Security Officer

Classified Range: 33

Pending Board Approval: 04/13/23 P. 2|5

- ~~13. Receives and responds to requests for help and assistance for ill, injured, or disabled persons; administers basic first aid and CPR according to established guidelines.~~
- ~~14. Respond to calls for services for opening and closing classrooms or to provide access to campus buildings or workspace, may provide crowd control and/or security services for special events; controls traffic and places traffic barricades as appropriate.~~
- ~~15. Answers questions and provides information to students, faculty, staff, and visitors.~~
- ~~16. Provides routine assistance to the college population in situations such as a flat tire, keys locked in a car, or dead car battery.~~
- ~~17. Performs other duties related to the primary job duties.~~

MINIMUM QUALIFICATIONS

~~The following generally describes the knowledge and ability required to enter the job and/or be learned within a short period of time in order to successfully perform the assigned duties.~~

CORE COMPETENCIES:

Environmental Exposure Tolerance

- ~~• Performing under physically demanding conditions~~
- ~~• Accepts and endures the necessity of working in unpleasant or physically demanding conditions~~
- ~~• Shows established adaptation and performance under unpleasant or physically demanding conditions~~

Safety Focus

- ~~• Showing vigilance and care in identifying and addressing health risks and safety hazards~~
- ~~• Maintains high level of conscientious safety practice~~

General Physical Ability

- ~~• Using strength, endurance, flexibility, balance and coordination~~
- ~~• Applying motor and perceptual abilities requiring no specific technique, training or conditioning~~

Professional and Technical Expertise

- ~~• Applying technical subject matter to the job **~~
- ~~• Knows the rudimentary concepts of performing the essential technical operations~~

Adaptability

- ~~• Responding positively to change and modifying behavior as the situation requires **~~
- ~~• Accept and adjust to changes and the unfamiliar~~



College Security Officer

Classified Range: 33

Pending Board Approval: 04/13/23 P. 3|5

Innovation

- ~~Imagining and devising new and better ways of doing things**~~
- ~~Fix what is broken; find solutions and fixes with resources at hand~~
- ~~Finds new approaches to performing familiar tasks~~
- ~~Create and invent new ideas; envision the unexpected, unexplored, untried**~~

Critical Thinking

- ~~Analytically and logically evaluates information to resolve problems~~
- ~~Follow guide, SOP or other step by step procedures for locating the source of a problem and fixing it~~
- ~~May detect ambiguous, incomplete, or conflicting information or instructions**~~

Informing

- ~~Proactively obtaining and sharing information~~

Mechanical Insight

- ~~Chooses the right tool for the job~~
- ~~Applies principles of mechanical advantage to get the work done~~
- ~~Follows step-by-step assembly procedures, troubleshooting guides, and simple diagrams~~

Customer Focus

- ~~Attending to the needs and expectations of customer~~
- ~~Seeks information about the immediate and longer term needs of the customer~~
- ~~Anticipates what the customer may want or expect in a product or service~~
- ~~Works across organizational boundaries to meet customer needs**~~

Attention to Detail

- ~~Focusing on the details of work content~~
- ~~Shows care and thoroughness in adhering to process and procedures that assure quality~~
- ~~Applies knowledge and skill in recognizing and evaluating details of work**~~
- ~~Applies skilled final touches on products~~

Using Technology

- ~~Working with electronic hardware and software applications~~
- ~~Using basic features and functions of software and hardware~~

Valuing Diversity

- ~~Shows acceptance of individual differences~~
- ~~Welcomes input and inclusion of others who may be different from oneself~~



College Security Officer

Classified Range: 33

Pending Board Approval: 04/13/23 P. 4|5

- ~~Shows understanding and empathy for the challenges of groups seeking inclusion or dealing with perceived discrimination~~

~~**Lead, Advanced or Senior Level Positions~~

Education and Experience Guidelines:

Education/Training:

- ~~Equivalent to the completion of the high school.~~

Experience:

- ~~None required~~

Desired Education/Experience

- ~~Experience as a security guard or crowd control officer~~

License or Certificate:

- ~~Proof of completion of Security Officers' Training as required by Ed Code 72330, within six (6) months of employment.~~
- ~~Possession of a valid driver's license.~~
- ~~Possession of or ability to obtain CPR and First Aid certificates.~~
- ~~Possession of or ability to obtain appropriate certificates for use of handcuffs and chemical agents.~~

Other

- ~~Candidates under consideration for employment will be subject to a thorough background investigation.~~

PHYSICAL DEMANDS AND WORKING ENVIRONMENT

~~The conditions herein are representative of those that must be met by an employee to successfully perform the essential functions of this job. Reasonable accommodations may be made to enable individuals with disabilities to perform the essential job functions.~~

~~**Environment:** Reactive emergency, natural or man-made disaster, and routine peace-keeping environments with travel from site to site; regular exposure to outside weather conditions; occasionally exposed to fumes or airborne particles, toxic or caustic chemicals, blood-borne pathogens and bodily fluids, extreme cold, extreme heat, risk of electrical shock, risk of radiation, and vibration; exposed to potentially hostile environments; extensive public contact; the noise level in the work environment is usually moderate; however, the noise level is occasionally very loud due to sirens; incumbents required to work various shifts, including evenings and weekends.~~

~~**Physical:** Primary functions require sufficient physical ability and mobility to work in a law enforcement setting and an office setting; restrain or subdue individuals; walk, stand, sit, or run for prolonged periods of time; occasionally stoop, bend, kneel, crouch, reach, and twist; occasionally climb and balance; regularly push, pull, lift, and/or carry light to moderate weight up to 25 pounds; frequently lift and/or move moderate to heavy weights up to 50 pounds; occasionally lift and/or move~~



College Security Officer

Classified Range: 33

Pending Board Approval: 04/13/23 P. 5|5

~~heavier weights with or without assistance; operate office equipment including use of computer keyboard; operate assigned patrol and security equipment including patrol car, patrol bicycle and two-way radio; ability to speak and hear to exchange information; ability to operate a vehicle to travel to various locations; and to verbally communicate to exchange information.~~

~~**Vision:** See in the normal visual range with or without correction; vision sufficient to read computer screens and printed documents; and to operate assigned equipment.~~

~~**Hearing:** Hear in the normal audio range with or without correction.~~

MEMORANDUM OF UNDERSTANDING
By and Between
SAN BERNARDINO COMMUNITY COLLEGE DISTRICT
And
CALIFORNIA SCHOOL EMPLOYEES ASSOCIATION and its
SAN BERNARDINO COMMUNITY COLLEGE DISTRICT CHAPTER #291

July 16, 2024

Terms and Conditions: This Memorandum of Understanding is entered into by and between the San Bernardino Community College District (hereinafter, "District") and the California School Employees Association, and its Chapter #291, (hereinafter "Association"), collectively referred to as "the Parties".

For the year 2024-2025, the health and welfare benefits for eligible unit members shall be as follows:


- a. **Medical Plans Offered to Include a Choice of Six (6) Medical Plans:**
 - Anthem Blue Cross Full Network Classic (No Additional Cost Option)
 - Anthem Blue Cross Full Network CA Care (*+99.60)
 - Anthem Blue PPO Low (*+314.40)
 - Anthem Blue PPO (*+\$559.20)
 - Kaiser Low HMO \$30 Co-Pay (*+210.00)
 - Kaiser High HMO \$10 Co-Pay (*+285.60)
- b. **Dental Plans Offered to Include a Choice of Two (2) Dental Plans:**
 - DeltaCare USA (No Additional Cost Option)
 - Delta Dental PPO (*+\$60.73)
- c. **Vision Plan Offered:**
 - EyeMed (No Additional Cost)
- d. **Chiropractic:**
 - Anthem Blue Cross (Cost Dependent on Chosen Plan)
 - Kaiser (Cost Dependent on Chosen Plan)
- e. **Basic Life, Voluntary Life & Accidental Death, and Dismemberment (AD&D):**
 - Prudential Basic Life and Basic AD&D (No Additional Cost Option)
 - Prudential Voluntary Life and Voluntary AD&D (*Additional Cost Option)
- f. **Employee Assistance Program (EAP):**
 - Anthem Blue Cross through SISC (No Additional Cost)

*All unit members' contributions are deducted on a 10thly basis.


For the 2024/2025 plan year only, The District will provide a reimbursement program for unit members enrolled in the new Anthem Blue Cross Full Network Classic (No Additional Cost Option) HMO plan to assist in the transition to the increased cost in copay. Unit members may be reimbursed \$10 for primary care visits or \$30 for specialty visits and is limited to a maximum reimbursement of \$400 per unit member. Reimbursement may be used for the unit member or their enrolled dependent(s) and will be reimbursed upon verification of copayment (i.e., receipt). This is a one-time reimbursement for the 2024/2025 plan only and shall not set a precedent for future years.

In the event of any unforeseen changes to Article 10: Health and Welfare Benefits or Appendix H (Health and Welfare Benefits Plan) of the CSEA Collective Bargaining Agreement, the Association and/or the District reserve the right to reopen this MOU. This MOU is effective October 1, 2024 – September 30, 2025 (Benefit Plan Year).


This agreement is subject to all approvals required by the CSEA 610 policy and the District.

For the District


Kristina Hannon, SBCCD
Vice-Chancellor, Human Resources,
Payroll & Police Services

For CSEA



Ernest Guillen, President CSEA #291



Noah Snyder, CSEA LRR



Diana Vaichis, Team Member



Kevin Limoges, Team Member



Yendis Battle, Team Member



Cedrick Wrenn, Team Member

MEMORANDUM OF UNDERSTANDING
By and Between
SAN BERNARDINO COMMUNITY COLLEGE DISTRICT
And
CALIFORNIA SCHOOL EMPLOYEES ASSOCIATION and its
SAN BERNARDINO COMMUNITY COLLEGE DISTRICT CHAPTER #291

August 13, 2024

Terms and Conditions: This Memorandum of Understanding is entered into by and between the San Bernardino Community College District (hereinafter, "District") and the California School Employees Association, and its Chapter #291, (hereinafter "Association"), collectively referred to as "the Parties".


The Parties agree to approve the interim Out-of-Class assignment for Maria Romo, Admissions and Records Specialist, to the Admissions and Records Evaluator, San Bernardino Valley College, under the following stipulations:

1. The length of the assignment will be July 1, 2024, through June 30, 2025, or until the Employee or management makes a decision to end the assignment. The Employee began working out of class on October 1, 2023, as an Admissions and Records Evaluator.
2. The Employee will be compensated at Range 42, Step E. The salary range and step referenced in this MOU have been predetermined by the CSEA Collective Bargaining Agreement. The Employee will be afforded all the rights, privileges, powers, and leave accruals appropriate for the position, except for those expressly stated herein.
3. Upon completion of the Out-of-Class assignment, the Employee shall return to their regular classified position as an Admissions and Records Specialist.
4. The District and the Association agree that during the Out-of-Class assignment, the Employee's seniority as Admissions and Records Specialist will continue to accrue, and the Out-of-Class assignment will not be construed in any manner as a break in service.

This Memorandum of Understanding constitutes the full and complete Agreement regarding the Out-of-Class assignment of Maria Romo.


This Agreement is subject to all approvals required by the CSEA 610 policy and the District.

For the District




 Kristina Hannon, SBCCD
 Vice-Chancellor, Human Resources,
 Payroll & Police Services


For CSEA




 Ernest Guillen, President CSEA #291




 Noah Snyder, CSEA LRR



 Diana Vaichis, Team Member



Kevin Limoges, Team Member



Yendis Battle, Team Member



Cedrick Wrenn, Team Member

MEMORANDUM OF UNDERSTANDING
By and Between
SAN BERNARDINO COMMUNITY COLLEGE DISTRICT
And
CALIFORNIA SCHOOL EMPLOYEES ASSOCIATION and its
SAN BERNARDINO COMMUNITY COLLEGE DISTRICT CHAPTER #291

August 13, 2024


Terms and Conditions: This Memorandum of Understanding is entered into by and between the San Bernardino Community College District (hereinafter, "District") and the California School Employees Association, and its Chapter #291, (hereinafter "Association"), collectively referred to as "the Parties".

The Parties agree to approve the interim Out-of-Class assignment for Raquel Villa, Admissions and Records Technician, to the Admissions and Records Specialist, San Bernardino Valley College, under the following stipulations:


1. The length of the assignment will be July 1, 2024, through June 30, 2025, or until the Employee or management makes a decision to end the assignment. The Employee began working out of class on October 2, 2023, as an Admissions and Records Specialist.
2. The Employee will be compensated at Range 38, Step E. The salary range and step referenced in this MOU have been predetermined by the CSEA Collective Bargaining Agreement. The Employee will be afforded all the rights, privileges, powers, and leave accruals appropriate for the position, except for those expressly stated herein.
3. Upon completion of the Out-of-Class assignment, the Employee shall return to their regular classified position as an Admissions and Records Technician.
4. The District and the Association agree that during the Out-of-Class assignment, the Employee's seniority as Admissions and Records Technician will continue to accrue, and the Out-of-Class assignment will not be construed in any manner as a break in service.

This Memorandum of Understanding constitutes the full and complete Agreement regarding the Out-of-Class assignment of Raquel Villa.


This Agreement is subject to all approvals required by the CSEA 610 policy and the District.

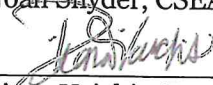
For the District


Kristina Hannon, SBCCD
Vice-Chancellor, Human Resources,
Payroll & Police Services


For CSEA


Ernest Guillen, President CSEA #291




Noah Snyder, CSEA LRR


Diana Vaichis, Team Member



Kevin Limoges, Team Member



Yendis Battle, Team Member



Cedrick Wrenn, Team Member

MEMORANDUM OF UNDERSTANDING
By and Between
SAN BERNARDINO COMMUNITY COLLEGE DISTRICT
And
CALIFORNIA SCHOOL EMPLOYEES ASSOCIATION and its
SAN BERNARDINO COMMUNITY COLLEGE DISTRICT CHAPTER #291

August 13, 2024

Terms and Conditions: This Memorandum of Understanding is entered into by and between the San Bernardino Community College District (hereinafter, "District") and the California School Employees Association, and its Chapter #291, (hereinafter "Association"), collectively referred to as "the Parties".

Schedule Change: Anquanetta May, Administrative Assistant II-CHC


In accordance with **Article 6.4 - Permanent Changes to Work Schedule**, the Parties agreed that Anquanetta May's permanent work schedule would change as described below. Accordingly, the first day of the permanent schedule will be Wednesday, August 14, 2024.

FROM: Monday - Friday 8:00 a.m. to 4:30 p.m.

TO: Monday - Friday 8:30 a.m. to 5:00 p.m.

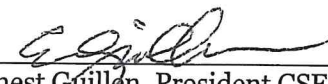
This agreement is subject to all approvals required by the CSEA 610 policy and the District.

For the District



Kristina Hannon, SBCCD
Vice-Chancellor, Human Resources,
Payroll & Police Services


For CSEA




Ernest Guillen, President CSEA #291




Noah Snyder, CSEA LRR




Diana Vaichis, Team Member



Kevin Limoges, Team Member



Yendis Battle, Team Member



Cedrick Wrenn, Team Member

MEMORANDUM OF UNDERSTANDING
By and Between
SAN BERNARDINO COMMUNITY COLLEGE DISTRICT
And
CALIFORNIA SCHOOL EMPLOYEES ASSOCIATION and its
SAN BERNARDINO COMMUNITY COLLEGE DISTRICT CHAPTER #291

August 13, 2024

Terms and Conditions: This Memorandum of Understanding is entered into by and between the San Bernardino Community College District (hereinafter, "District") and the California School Employees Association, and its Chapter #291, (hereinafter "Association"), collectively referred to as "the Parties".

Schedule Change: Brian Ramirez, Custodian-CHC


In accordance with **Article 6.4 -Permanent Changes to Work Schedule**, the Parties agreed that Brian Ramirez's permanent work schedule would change as described below. Accordingly, the first day of the permanent schedule will be Wednesday, August 14, 2024.

FROM: Monday - Friday 2:30 p.m. to 11:00 p.m.

TO: Monday - Friday 6:00 a.m. to 2:30 p.m.

This agreement is subject to all approvals required by the CSEA 610 policy and the District.

For the District




Kristina Hannon, SBCCD
Vice-Chancellor, Human Resources,
Payroll & Police Services

For CSEA



Ernest Guillen, President CSEA #291



Noah Snyder, CSEA LRR



Diana Vaichis, Team Member



Kevin Limoges, Team Member



Yendis Battle, Team Member



Cedrick Wrenn, Team Member

MEMORANDUM OF UNDERSTANDING
By and Between
SAN BERNARDINO COMMUNITY COLLEGE DISTRICT
And
CALIFORNIA SCHOOL EMPLOYEES ASSOCIATION and its
SAN BERNARDINO COMMUNITY COLLEGE DISTRICT CHAPTER #291

August 13, 2024

Terms and Conditions: This Memorandum of Understanding is entered into by and between the San Bernardino Community College District (hereinafter, "District") and the California School Employees Association, and its Chapter #291, (hereinafter "Association"), collectively referred to as "the Parties".


Schedule Change: Ellen Benefiel, Development Assistant-CHC

In accordance with **Article 6.4 - Permanent Changes to Work Schedule**, the Parties agreed that Ellen Benefiel's permanent work schedule would change as described below. Accordingly, the first day of the permanent schedule will be Wednesday, August 14, 2024.

FROM:	Monday - Thursday Friday	9:00 a.m. to 1:00 p.m. 9:00 a.m. to 12:00 p.m.
TO:	Monday - Wednesday Thursday	8:30 a.m. to 1:30 p.m. 8:30 a.m. to 12:30 p.m.

This agreement is subject to all approvals required by the CSEA 610 policy and the District.

For the District



Kristina Hannon, SBCCD
Vice-Chancellor, Human Resources,
Payroll & Police Services

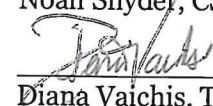
For CSEA




Ernest Guillen, President CSEA #291



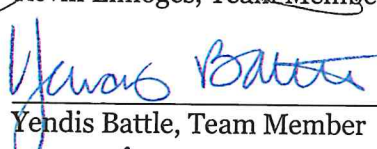
Noah Snyder, CSEA LRR



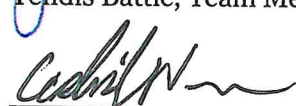
Diana Vaichis, Team Member



Kevin Limoges, Team Member



Yendis Battle, Team Member



Cedrick Wrenn, Team Member

MEMORANDUM OF UNDERSTANDING
By and Between
SAN BERNARDINO COMMUNITY COLLEGE DISTRICT
And
CALIFORNIA SCHOOL EMPLOYEES ASSOCIATION and its
SAN BERNARDINO COMMUNITY COLLEGE DISTRICT CHAPTER #291

August 13, 2024

Terms and Conditions: This Memorandum of Understanding is entered into by and between the San Bernardino Community College District (hereinafter, "District") and the California School Employees Association and its Chapter #291, (hereinafter "Association"), collectively referred to as "the Parties."


Schedule Change: Admissions & Records Department- CHC

In accordance with **Article 6.4 - Permanent Changes to Work Schedule**, the Parties agreed that the Admissions & Records Department employees: **(1) Kristin Flores', (2) Luna Lagrima's, (3) Ali Ravento's, (4) Floyd Simpson's, and (5) Reyna Uribe's** permanent work schedule would change as described below. Accordingly, the first day of the permanent schedule will be Wednesday, August 14, 2024.

- a. Incumbent, Kristin Flores' work schedule will be changed as follows:
From: Monday – Thursday, 8:30 a.m. to 5:00 p.m., Friday 8:00 a.m. to 4:30 p.m.
To: Monday, Tuesday, Thursday, 8:30 a.m. to 5:00 p.m., Wednesday 10:30 a.m. to 7:00 p.m., and Friday 8:00 a.m. to 4:30 p.m.
- b. Incumbent, Luna Lagrima's work schedule will be changed as follows:
From: Monday –Friday 8:00 a.m. to 4:30 p.m.
To: Monday, Tuesday, Thursday, 8:30 a.m. to 5:00 p.m., Wednesday 10:30 a.m. to 7:00 p.m., and Friday 8:00 a.m. to 4:30 p.m.
- c. Incumbent, Ali Ravento's work schedule will be changed as follows:
From: Monday – Thursday 9:00 a.m. to 6:00 p.m., Friday 7:30 a.m. to 4:30 p.m.
To: Monday, Wednesday, Thursday, 9:30 a.m. to 6:00 p.m., Tuesday 10:30 a.m. to 7:00 p.m., and Friday 8:00 a.m. to 4:30 p.m.
- d. Incumbent, Floyd Simpson's work schedule will be changed as follows:
From: Monday – Thursday, 8:30 a.m. to 5:30 p.m., Friday 7:30 a.m. to 4:30 p.m.
To: Monday, Thursday, 8:30 a.m. to 5:30 p.m., Tuesday 9:00 a.m. to 6:00 p.m., Wednesday 10:00 a.m. to 7:00 p.m., and Friday 7:30 a.m. to 4:30 p.m.
- e. Incumbent, Reyna Uribe's work schedule will be changed as follows:
From: Monday – Thursday, 8:30 a.m. to 5:30 p.m., Friday 7:30 a.m. to 4:30 p.m.
To: Monday, Wednesday, Thursday, 8:30 a.m. to 5:30 p.m., Tuesday 10:00 a.m. to 7:00 p.m., and Friday 7:30 a.m. to 4:30 p.m.


This agreement is subject to all approvals required by the CSEA 610 policy and the District.

For the District



Kristina Hannon, SBCCD
Vice-Chancellor, Human Resources,
Payroll, and Police Services

For CSEA



Ernest Guillen, President CSEA #291



Noah Snyder, CSEA LRR



Diana Vaichis, Team Member



Kevin Limoges, Team Member



Yendis Battle, Team Member



Cedrick Wrenn, Team Member

MEMORANDUM OF UNDERSTANDING
By and Between
SAN BERNARDINO COMMUNITY COLLEGE DISTRICT
And
CALIFORNIA SCHOOL EMPLOYEES ASSOCIATION and its
SAN BERNARDINO COMMUNITY COLLEGE DISTRICT CHAPTER #291

August 13, 2024

Terms and Conditions: This Memorandum of Understanding is entered into by and between the San Bernardino Community College District (hereinafter, "District") and the California School Employees Association and its Chapter #291, (hereinafter "Association"), collectively referred to as "the Parties."


Schedule Change: Counseling Department- CHC

In accordance with **Article 6.4 - Permanent Changes to Work Schedule**, the Parties agreed that the Counseling Department employees: **(1) Krista Ornelas-Mora's and (2) Rebecca Orta's** permanent work schedule would change as described below. Accordingly, the first day of the permanent schedule will be Wednesday, August 14, 2024.

- a. Incumbent, Krista Ornela Mora's work schedule will be changed as follows:
From: Monday, Wednesday, Friday 8:00 a.m. to 4:30 p.m., Tuesday, Thursday 9:00 a.m. to 6:00 p.m.
To: Monday, Wednesday 8:30 a.m. to 5:00 p.m., Tuesday 10:00 a.m. to 7:00 p.m., Thursday 9:00 a.m. to 6:00 p.m., and Friday 8:00 a.m. to 4:30 p.m.
- b. Incumbent, Rebecca Orta's work schedule will be changed as follows:
From: Monday, Wednesday 8:00 a.m. to 5:00 p.m., Tuesday, Thursday 9:00 a.m. to 6:00 p.m., and Friday 8:00 a.m. to 5:00 p.m.
To: Monday, Thursday, 8:30 a.m. to 5:30 p.m., Tuesday, Wednesday 10:00 a.m. to 7:00 p.m., and Friday 8:00 a.m. to 5:00 p.m.


This agreement is subject to all approvals required by the CSEA 610 policy and the District.

For the District



Kristina Hannon, SBCCD
Vice-Chancellor, Human Resources,
Payroll, and Police Services


For CSEA



Ernest Guillen, President CSEA #291




Noah Snyder, CSEA LRR



Diana Vaichis, Team Member



Kevin Limoges, Team Member


Yendis Battle, Team Member


Cedrick Wrenn, Team Member

MEMORANDUM OF UNDERSTANDING
By and Between
SAN BERNARDINO COMMUNITY COLLEGE DISTRICT
And
CALIFORNIA SCHOOL EMPLOYEES ASSOCIATION and its
SAN BERNARDINO COMMUNITY COLLEGE DISTRICT CHAPTER #291

August 13, 2024

Terms and Conditions: This Memorandum of Understanding is entered into by and between the San Bernardino Community College District (hereinafter, "District") and the California School Employees Association and its Chapter #291, (hereinafter "Association"), collectively referred to as "the Parties."


Schedule Change: EOP&S Department- CHC

In accordance with **Article 6.4 - Permanent Changes to Work Schedule**, the Parties agreed that the EOP&S Department employees: **(1) Amity Lodevico's, (2) George Mora's, (3) Natividad Rodriguez's, and (4) Maita Jenieve Ready's** permanent work schedule would change as described below. Accordingly, the first day of the permanent schedule will be Wednesday, August 14, 2024, for Amity Lodevico and Natividad Rodriguez, and Tuesday, August 27, 2024, for George Mora and Maita Jenieve Ready.

- a. Incumbent, Amity Lodevico's work schedule will be changed as follows:
From: Monday – Thursday, 9:00 a.m. to 6:00 p.m., Friday 8:00 a.m. to 4:30 p.m.
To: Monday, Wednesday, Thursday, 9:00 a.m. to 6:00 p.m., Tuesday 10:00 a.m. to 7:00 p.m., and Friday 8:00 a.m. to 4:30 p.m.
- b. Incumbent, George Mora's work schedule will be changed as follows:
From: Monday – Thursday, 9:00 a.m. to 6:00 p.m., Friday 8:00 a.m. to 4:30 p.m.
To: Monday, Wednesday, Thursday, 9:00 a.m. to 6:00 p.m., Tuesday 10:00 a.m. to 7:00 p.m., and Friday 8:00 a.m. to 4:30 p.m.
- c. Incumbent, Natividad Rodriguez's work schedule will be changed as follows:
From: Monday – Friday 8:00 a.m. to 4:30 p.m.
To: Monday, Tuesday, Thursday, 8:30 a.m. to 5:00 p.m., Wednesday 10:30 a.m. to 7:00 p.m., and Friday 8:00 a.m. to 4:30 p.m.
- d. Incumbent, Maita Jenieve Ready's work schedule will be changed as follows:
From: Monday – Friday, 8:00 a.m. to 4:30 p.m.
To: Monday, Tuesday, Thursday, 8:30 a.m. to 5:00 p.m., Wednesday 10:00 a.m. to 7:00 p.m., and Friday 8:00 a.m. to 4:30 p.m.


This agreement is subject to all approvals required by the CSEA 610 policy and the District.


For the District



Kristina Hannon, SBCCD
Vice-Chancellor, Human Resources,
Payroll, and Police Services

For CSEA



Ernest Guillen, President CSEA #291


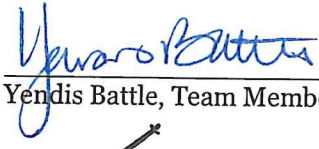
Noah Snyder, CSEA LRR



Diana Vaichis, Team Member



Kevin Limoges, Team Member



Yendis Battle, Team Member



Cedrick Wrenn, Team Member

MEMORANDUM OF UNDERSTANDING
By and Between
SAN BERNARDINO COMMUNITY COLLEGE DISTRICT
And
CALIFORNIA SCHOOL EMPLOYEES ASSOCIATION and its
SAN BERNARDINO COMMUNITY COLLEGE DISTRICT CHAPTER #291

August 13, 2024

Terms and Conditions: This Memorandum of Understanding is entered into by and between the San Bernardino Community College District (hereinafter, "District") and the California School Employees Association and its Chapter #291, (hereinafter "Association"), collectively referred to as "the Parties."


Schedule Change: Financial Aid Department- CHC

In accordance with **Article 6.4 - Permanent Changes to Work Schedule**, the Parties agreed that the Financial Aid Department employees: **(1) Jeanette Frausto's, (2) Gabriela Garcia's, (3) Claudia Hayton's, (4) Christin Moore's, (5) J Manuel Villegas', and (6) Juanita Sousa's** permanent work schedule would change as described below. Accordingly, the first day of the permanent schedule will be Wednesday, August 14, 2024, for Jeanette Frausto, Gabriela Garcia, Claudia Hayton, Christin Moore, J Manuel Villegas, and Tuesday, August 27, 2024, for Juanita Sousa.

- a. Incumbent, Jeanette Frausto's work schedule will be changed as follows:
 From: Monday – Thursday, 9:30 a.m. to 6:00 p.m., Friday 8:00 a.m. to 4:30 p.m.
 To: Monday, Thursday, 9:30 a.m. to 6:00 p.m., Tuesday 8:30 a.m. to 5:00 p.m., Wednesday 10:30 a.m. to 7:00 p.m., and Friday 8:00 a.m. to 4:30 p.m.
- b. Incumbent, Gabriela Garcia's work schedule will be changed as follows:
 From: Monday – Thursday, 9:30 a.m. to 6:00 p.m., Friday 8:00 a.m. to 4:30 p.m.
 To: Monday, Thursday, 9:30 a.m. to 6:00 p.m., Tuesday 10:30 a.m. to 7:00 p.m., Wednesday 8:30 a.m. to 5:00 p.m., and Friday 8:00 a.m. to 4:30 p.m.
- c. Incumbent, Claudia Hayton's work schedule will be changed as follows:
 From: Monday – Thursday, 8:30 a.m. to 5:00 p.m., Friday 8:00 a.m. to 4:30 p.m.
 To: Monday, Tuesday, and Thursday, 8:30 a.m. to 5:30 p.m., Wednesday 10:00 a.m. to 7:00 p.m., and Friday 8:00 a.m. to 4:30 p.m.
- d. Incumbent, Christin Moore's work schedule will be changed as follows:
 From: Monday – Friday, 8:00 a.m. to 4:30 p.m.
 To: Monday, Wednesday, Thursday 8:30 a.m. to 5:30 p.m., Tuesday 10:00 a.m. to 7:00 p.m., and Friday 8:00 a.m. to 4:30 p.m.
- e. Incumbent, J Manuel Villegas' work schedule will be changed as follows:
 From: Monday – Friday, 8:00 a.m. to 4:30 p.m.
 To: Monday, Tuesday, Thursday 8:30 a.m. to 5:30 p.m., Wednesday 10:00 a.m. to 7:00 p.m., and Friday 8:00 a.m. to 4:30 p.m.
- f. Incumbent, Juanita Sousa's work schedule will be changed as follows:
 From: Monday – Thursday, 8:30 a.m. to 5:00 p.m., Friday 8:00 a.m. to 4:30 p.m.
 To: Monday, Wednesday, Thursday 8:30 a.m. to 5:00 p.m., Tuesday 10:30 a.m. to 7:00 p.m., and Friday 8:00 a.m. to 4:30 p.m.







This agreement is subject to all approvals required by the CSEA 610 policy and the District.

For the District



Kristina Hannon, SBCCD
Vice-Chancellor, Human Resources,
Payroll, and Police Services

For CSEA


Ernest Guillen, President CSEA #291
Noah Snyder, CSEA LRR
Diana Vaichis, Team Member
Kevin Limoges, Team Member
Yendis Battle, Team Member
Cedrick Wrenn, Team Member

MEMORANDUM OF UNDERSTANDING
By and Between
SAN BERNARDINO COMMUNITY COLLEGE DISTRICT
And
CALIFORNIA SCHOOL EMPLOYEES ASSOCIATION and its
SAN BERNARDINO COMMUNITY COLLEGE DISTRICT CHAPTER #291

August 13, 2024

Terms and Conditions: This Memorandum of Understanding is entered into by and between the San Bernardino Community College District (hereinafter, "District") and the California School Employees Association and its Chapter #291, (hereinafter "Association"), collectively referred to as "the Parties."


Schedule Change: SAS Department- CHC

In accordance with **Article 6.4 - Permanent Changes to Work Schedule**, the Parties agreed that the SAS Department employees: **(1) Maria Davila's** and **(2) Frances Southerland's** permanent work schedule would change as described below. Accordingly, the first day of the permanent schedule will be Wednesday, August 14, 2024.

- a. Incumbent, Maria Davila's work schedule will be changed as follows:
From: Monday – Thursday, 9:00 a.m. to 6:00 p.m., Friday 8:00 a.m. to 4:30 p.m.
To: Monday, Tuesday, Thursday, 9:00 a.m. to 6:00 p.m., Wednesday 10:00 a.m. to 7:00 p.m., and Friday 8:00 a.m. to 4:30 p.m.
- b. Incumbent, Frances Southerland's work schedule will be changed as follows:
From: Monday – Friday, 8:00 a.m. to 4:30 p.m.
To: Monday, Wednesday, Thursday, 8:00 a.m. to 4:30 p.m., Tuesday 10:30 a.m. to 7:00 p.m., and Friday 8:00 a.m. to 4:30 p.m.

This agreement is subject to all approvals required by the CSEA 610 policy and the District.

For the District



Kristina Hannon, SBCCD
Vice-Chancellor, Human Resources,
Payroll, and Police Services

For CSEA




Ernest Guillen, President CSEA #291

Noah Snyder, CSEA LRR



Diana Vaichis, Team Member



Kevin Limoges, Team Member



Yendis Battle, Team Member

A handwritten signature in black ink, appearing to read "Cedrick Wrenn". The signature is fluid and cursive, with a prominent initial "C" and "W".

Cedrick Wrenn, Team Member

MEMORANDUM OF UNDERSTANDING
By and Between
SAN BERNARDINO COMMUNITY COLLEGE DISTRICT
And
CALIFORNIA SCHOOL EMPLOYEES ASSOCIATION and its
SAN BERNARDINO COMMUNITY COLLEGE DISTRICT CHAPTER #291

August 13, 2024

Terms and Conditions: This Memorandum of Understanding is entered into by and between the San Bernardino Community College District (hereinafter, "District") and the California School Employees Association and its Chapter #291, (hereinafter "Association"), collectively referred to as "the Parties."


Schedule Change: Student Center- CHC

In accordance with **Article 6.4 - Permanent Changes to Work Schedule**, the Parties agreed that the Student Center Department employees: **(1) Suzanne Delahanty's and (2) Pedro Chabolla's** permanent work schedule would change as described below. Accordingly, the first day of the permanent schedule will be Wednesday, August 14, 2024.

- a. Incumbent, Suzanne Delahanty's work schedule will be changed as follows:
From: Monday –Friday 9:00 a.m. to 5:30 p.m.
To: Monday, Thursday, 9:00 a.m. to 5:30 p.m., Tuesday, Wednesday 10:30 a.m. to 7:00 p.m., and Friday 8:00 a.m. to 4:30 p.m.
- b. Incumbent, Pedro Chabolla's work schedule will be changed as follows:
From: Monday – Thursday, 9:00 a.m. to 6:00 p.m., Friday 8:00 a.m. to 4:30 p.m.
To: Monday, Tuesday, Thursday 9:00 a.m. to 6:00 p.m., Wednesday 10:00 a.m. to 7:00 p.m., and Friday 8:00 a.m. to 4:30 p.m.

This agreement is subject to all approvals required by the CSEA 610 policy and the District.

For the District




Kristina Hannon, SBCCD
Vice-Chancellor, Human Resources,
Payroll, and Police Services


For CSEA




Ernest Guillen, President CSEA #291



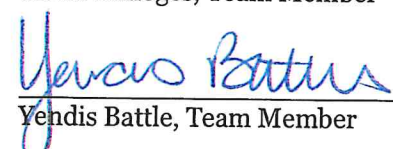
Noah Snyder, CSEA LRR



Drana Vaichis, Team Member



Kevin Limoges, Team Member



Yendis Battle, Team Member



Cedrick Wrenn, Team Member

MEMORANDUM OF UNDERSTANDING
By and Between
SAN BERNARDINO COMMUNITY COLLEGE DISTRICT
And
CALIFORNIA SCHOOL EMPLOYEES ASSOCIATION and its
SAN BERNARDINO COMMUNITY COLLEGE DISTRICT CHAPTER #291

August 13, 2024

Terms and Conditions: This Memorandum of Understanding is entered into by and between the San Bernardino Community College District (hereinafter, "District") and the California School Employees Association and its Chapter #291, (hereinafter "Association"), collectively referred to as "the Parties."


Schedule Change: Student Services- CHC

In accordance with **Article 6.4 - Permanent Changes to Work Schedule**, the Parties agreed that the Student Services Department employees: **(1) Erika Sherman's and (2) Zachary Cortz's** permanent work schedule would change as described below. Accordingly, the first day of the permanent schedule will be Wednesday, August 14, 2024.

- a. Incumbent, Erika Sherman's work schedule will be changed as follows:
From: Monday –Friday 8:00 a.m. to 5:00 p.m., Friday 8:00 a.m. to 4:30 p.m.
To: Monday, Wednesday, Thursday 9:00 a.m. to 6:00 p.m., Tuesday 10:00 a.m. to 7:00 p.m., and Friday 8:00 a.m. to 4:30 p.m.
- b. Incumbent, Zachary Cortz's work schedule will be changed as follows:
From: Monday – Thursday, 9:00 a.m. to 6:00 p.m., Friday 8:30 a.m. to 5:00 p.m.
To: Monday, Tuesday, Thursday 9:00 a.m. to 6:00 p.m., Wednesday 10:00 a.m. to 7:00 p.m., and Friday 8:30 a.m. to 5:00 p.m.


This agreement is subject to all approvals required by the CSEA 610 policy and the District.

For the District



Kristina Hannon, SBCCD
Vice-Chancellor, Human Resources,
Payroll, and Police Services

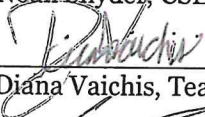
For CSEA




Ernest Guillen, President CSEA #291




Noah Snyder, CSEA LRR




Diana Vaichis, Team Member



Kevin Limoges, Team Member



Yendis Battle, Team Member



Cedrick Wrenn, Team Member

MEMORANDUM OF UNDERSTANDING
By and Between
SAN BERNARDINO COMMUNITY COLLEGE DISTRICT
And
CALIFORNIA SCHOOL EMPLOYEES ASSOCIATION and its
SAN BERNARDINO COMMUNITY COLLEGE DISTRICT CHAPTER #291

August 20, 2024

Terms and Conditions: This Memorandum of Understanding is entered into by and between the San Bernardino Community College District (hereinafter, "District") and the California School Employees Association, and its Chapter #291, (hereinafter "Association"), collectively referred to as "the Parties".

The District is conducting a classification study in the Administrative Services Department at Crafton Hills College. Accordingly, both Parties agree to, as result of the findings from the classification study to the following effects:


Effective September 1, 2023, bargaining unit member Rebecca Pompa, Administrative Assistant I, Range 33 Step F, 8 hours/260-day work year in the Administrative Services Department at Crafton Hills College will be reclassified to the classification of Administrative Assistant III, Range 41 Step C, 8 hours/260-day work year.

The Parties further agree that this Memorandum of Understanding shall resolve any disputes about bargaining unit member Rebecca Pompa working outside their classification.

It is further understood that this agreement is unique and shall not set precedence for further requests or situations and shall in no way be constructed as a waiver, expressed or implied, of the Association's rights to negotiate on any and all matters within the scope of representation set forth in the Educational Employment Relations Act.


This agreement is subject to all approvals required by the CSEA 610 policy and the District.

For the District




Kristina Hannon, SBCCD
Vice-Chancellor, Human Resources,
Payroll & Police Services

For CSEA



Ernest Guillen, President CSEA #291



Noah Snyder, CSEA LRR

Diana Vaichis

Diana Vaichis, Team Member

Kevin Limoges

Kevin Limoges, Team Member



Yendis Battle, Team Member



Cedrick Wrenn, Team Member

MEMORANDUM OF UNDERSTANDING
By and Between
SAN BERNARDINO COMMUNITY COLLEGE DISTRICT
And
CALIFORNIA SCHOOL EMPLOYEES ASSOCIATION and its
SAN BERNARDINO COMMUNITY COLLEGE DISTRICT CHAPTER #291

August 20, 2024

Terms and Conditions: This Memorandum of Understanding is entered into by and between the San Bernardino Community College District (hereinafter, "District") and the California School Employees Association, and its Chapter #291, (hereinafter "Association"), collectively referred to as "the Parties".

The Parties agree to approve the interim Out-of-Class assignment for Richard Lopez, Lead Custodian to the Custodial Supervisor, Crafton Hills College, under the following stipulations:


1. The length of the assignment will be September 1, 2024, through September 16, 2024, or until a decision is made by the Employee or management to end the assignment.
2. The Employee will be compensated from the Management Salary Schedule at Range 8, Step A. The salary range and step referenced in this MOU have been predetermined by the CSEA Collective Bargaining Agreement.
3. The Parties agree that the Employee, while performing the Out-of-Class assignment, remains a unit member and may benefit from any and all rights and representation afforded them through affiliation with CSEA.
4. The Parties agree that the Employee will not take part in any classified employee evaluations or employee discipline proceedings during the assignment as the Custodial Supervisor or be evaluated during this Out-of-Class service.
5. Upon completion of the Out-of-Class assignment, the Employee shall return to their regular classified position as the Lead Custodian.
6. The Parties agree that during the Out-of-Class assignment, the Employee's seniority as the Lead Custodian will continue to accrue, and the Out-of-Class assignment will not be construed in any manner as a break in service.
7. This Memorandum of Understanding constitutes the full and complete Agreement regarding the Management assignment of Richard Lopez.

This agreement is subject to all approvals required by the CSEA 610 policy and the District.


For the District

Kristina Hannon, SBCCD
Vice-Chancellor, Human Resources,
Payroll & Police Services

For CSEA



Ernest Guillen, President CSEA #291



Noah Snyder, CSEA LRR

Diana Vaichis

Diana Vaichis, Team Member

Kevin Limoges

Kevin Limoges, Team Member

Yendis Battle

Yendis Battle, Team Member

Cedrick Wrenn

Cedrick Wrenn, Team Member

SAN BERNARDINO COMMUNITY COLLEGE DISTRICT

TO: Board of Trustees

FROM: Dr. Diana Z. Rodriguez, Chancellor

REVIEWED BY: Dr. Diana Z. Rodriguez, Chancellor

PREPARED BY: Kristina Hannon, Vice Chancellor, Human Resources, Payroll, Police Services, and Health and Safety Administration

DATE: September 12, 2024

SUBJECT: Professional Expert, Short-Term, and Substitute Employees

RECOMMENDATION

This item is for information only.

OVERVIEW

Per SBCCD Administrative Procedure 7110, in the case of short-term hourly/substitute and student employees, the Board has delegated the Chancellor or his/her designee as the authorizing agent for hire.

California Education Code section 88003 outlines the criterion for hiring an employee on a temporary basis. The length of temporary employment is less than 75% of the college year, which amounts to 195 working days. Types of temporary employment include:

- › **Professional Expert:** Districts can go outside the classified service when the scope of work is discrete, temporary, and requires expertise not available within the classified service. Requesting departments certify these by defining the project and identifying an end date for the project. Continued employment is contingent on continued demand and/or funding.
- › **Short-Term:** Districts can use short-term employees on a temporary basis to perform a service upon completion of which, the service, or similar services, will not be extended or needed on a continuous basis.
- › **Substitute:** Districts can employ substitute employees to fill in for a classified employee that is temporarily absent from duty, or if the district is recruiting to hire a vacant position.

ANALYSIS

The attached list of Professional Expert, Short-Term, and Substitute Employees is certified to be in accordance with California Education Code section 88003.



SBCCD GOALS

1. Eliminate Barriers to Student Access and Success
2. Be a Diverse, Equitable, Inclusive, and Anti-Racist Institution

FINANCIAL IMPLICATIONS

The cost of employment for these employees is included in the appropriate 2024-2025 budgets.



Professional Expert, Short-Term & Substitute Employees

Presented for Information on September 12, 2024

[v.8.27.2024.p.1|5]

Employee Name Location Assignment & Department	Duties	From	To	Hourly Rate
Harkness, Hannah N CHC Public Safety and Emergency Services	Lab Instructor/Primary Instructor/EMS Specialist	08/12/24	06/30/25	\$20.00/ \$25.00/ \$30.00
Henkis Jr, Michael A CHC Public Safety and Emergency Services	Lab Instructor/Primary Instructor/EMS Specialist	08/12/24	06/30/25	\$20.00/ \$25.00/ \$30.00
Alardah, Jamal A CHC Tutoring Center	Tutor I	08/20/24	06/30/25	\$17.00
Bahjri, Ammar CHC Tutoring Center	Tutor I	07/01/24	06/30/25	\$17.00
Maldonado, Lyall CHC Tutoring Center	Tutor I	07/01/24	06/30/25	\$17.00
Radillo, Thalia CHC Tutoring Center	Tutor I	07/01/24	06/30/25	\$17.00
Rojas, Irania CHC Tutoring Center	Tutor II	08/05/24	06/30/25	\$18.00
Santoso, Denny CHC Tutoring Center	Tutor II	07/01/24	06/30/25	\$18.00
Sutherland-Beattie, Nicholas CHC Tutoring Center	Tutor II	08/11/24	06/30/25	\$18.00
Dixon, Reginald DIST Economic Development & Corporate Training	Workforce Development/PDC Trainer	07/11/24	06/30/25	\$70.00
Hickok, Christopher DIST Economic Development & Corporate Training	Workforce Development/PDC Trainer	07/01/24	06/30/25	\$70.00
Whitney, Michellet DIST Educational & Student Support Services	Program Assistant	08/19/24	06/30/25	\$29.00
Estrada, Julia DIST Government Relations & Strategic Communications	Program Assistant	07/01/24	06/30/25	\$40.00
Barnett, Jared DIST Human Resources	HR Intern	06/24/24	06/30/24	\$20.00
Barnett, Jared DIST Human Resources	HR Intern	07/01/24	06/30/25	\$20.00
Bernal, Vladimir DIST Human Resources	HR Intern	06/24/24	06/30/24	\$20.00
Bernal, Vladimir DIST Human Resources	HR Intern	07/01/24	06/30/25	\$20.00
Deleon, Tyler DIST Human Resources	HR Intern	06/24/24	06/30/24	\$20.00
Deleon, Tyler DIST Human Resources	HR Intern	07/01/24	06/30/25	\$20.00



Professional Expert, Short-Term & Substitute Employees

Presented for Information on September 12, 2024

[v.8.27.2024.p.2|5]

Employee Name Location Assignment & Department	Duties	From	To	Hourly Rate
Rosario, Lailani DIST Human Resources	HR Intern	07/01/24	06/30/25	\$20.00
Tabuena, Nicole Kaleinani DIST Human Resources	HR Intern	06/24/24	06/30/24	\$20.00
Tabuena, Nicole Kaleinani DIST Human Resources	HR Intern	07/01/24	06/30/25	\$20.00
Velasco, Amber DIST Human Resources	HR Intern	06/24/24	06/30/24	\$20.00
Velasco, Amber DIST Human Resources	HR Intern	07/01/24	06/30/25	\$20.00
Flores, Nini DIST Human Resources	Program Assistant	07/01/24	08/11/24	\$25.00
Flores, Nini DIST Human Resources	Program Assistant	08/12/24	06/30/25	\$28.74
Melendez, Lysette DIST Human Resources	Program Assistant	07/01/24	06/30/25	\$25.00
Figueroa, Sofia DIST KVCR	Content Specialist	08/08/24	06/30/25	\$25.00
Ornelas, Matthew DIST KVCR	Content Specialist	07/11/24	06/30/25	\$30.00
Zambrano, Erick DIST Marketing, Public Affairs & Government Relations	Content Specialist	07/01/24	06/30/25	\$40.00
Garcia, Karina SBVC English	Tutor III	08/12/24	06/30/25	\$20.00
Solorzano, Edward SBVC English	Tutor III	08/12/24	06/30/25	\$20.00
Brambila, Juan F SBVC Film, TV & Media	FTVM Intern I	08/20/24	06/30/25	\$16.00
Flores-Leveron, Anuar A SBVC Film, TV & Media	FTVM Intern I	08/20/24	06/30/25	\$16.00
Ledesma-Lopez, Alan T SBVC Film, TV & Media	FTVM Intern I	08/20/24	06/30/25	\$16.00
Salas, Alexander J SBVC Film, TV & Media	FTVM Intern I	08/20/24	06/30/25	\$16.00
Smith, Arayyah SBVC Film, TV & Media	FTVM Intern I	08/12/24	06/30/25	\$16.00
Bacon, Cristina B SBVC Marketing, Creative Services & Public Affairs	Content Specialist	07/01/24	06/30/25	\$45.00
Cabrera, Alexander SBVC Marketing, Creative Services & Public Affairs	Content Specialist	07/01/24	06/30/25	\$36.00



Professional Expert, Short-Term & Substitute Employees

Presented for Information on September 12, 2024

[v.8.27.2024.p.3|5]

Employee Name Location Assignment & Department	Duties	From	To	Hourly Rate
Faught, Bethany SBVC Marketing, Creative Services & Public Affairs	Content Specialist	07/01/24	06/30/25	\$30.00
Garcia, Catherine E SBVC Marketing, Creative Services & Public Affairs	Content Specialist	07/01/24	06/30/25	\$49.00
Mulhall, Eve SBVC Marketing, Creative Services & Public Affairs	Content Specialist	07/01/24	06/30/25	\$45.00
Munoz, Jose SBVC Marketing, Creative Services & Public Affairs	Content Specialist	07/01/24	06/30/25	\$30.00
Ortiz, Gilberto SBVC Marketing, Creative Services & Public Affairs	Content Specialist	07/01/24	06/30/25	\$40.00
Pishchanetskiy, Anna SBVC Marketing, Creative Services & Public Affairs	Content Specialist	07/01/24	06/30/25	\$40.00
Robles, Thomas C SBVC Marketing, Creative Services & Public Affairs	Content Specialist	07/01/24	06/30/25	\$32.00
Rodriguez, Andrew SBVC Marketing, Creative Services & Public Affairs	Content Specialist	07/01/24	06/30/25	\$49.00
Wolfe, Taylor SBVC Marketing, Creative Services & Public Affairs	Content Specialist	07/01/24	06/30/25	\$49.00
Aladin, Vladimir SBVC Marketing, Creative Services & Public Affairs	Program Assistant	07/01/24	06/30/25	\$25.00
Tarasyuk, Svetlana N SBVC Marketing, Creative Services & Public Affairs	Program Assistant	07/01/24	06/30/25	\$25.00
Zuev, Alexander SBVC Marketing, Creative Services & Public Affairs	Program Assistant	07/01/24	06/30/25	\$25.00
Zuev, Vladislav SBVC Marketing, Creative Services & Public Affairs	Program Assistant	07/01/24	06/30/25	\$25.00
Levy, Jasmine SBVC Marketing, Creative Services & Public Affairs	Social Media Specialist	07/01/24	06/30/25	\$25.00
Castillo Jr, Armando B SBVC Police Academies/Criminal Justice	PS Facilitator/Evaluator or Police Tactical Officer/RTO	09/13/24	06/30/25	\$45.00/ \$53.00



Professional Expert, Short-Term & Substitute Employees

Presented for Information on September 12, 2024

[v.8.27.2024.p.4|5]

Employee Name Location Assignment & Department	Duties	From	To	Hourly Rate
Fiedler, Anthony S SBVC Police Academies/Criminal Justice	PS Facilitator/Evaluator or Police Tactical Officer/RTO	09/13/24	06/30/25	\$45.00/ \$53.00
Gomez, Cristina SBVC Police Academies/Criminal Justice	PS Facilitator/Evaluator or Police Tactical Officer/RTO	09/13/24	06/30/25	\$45.00/ \$53.00
Venzor, David V SBVC Police Academies/Criminal Justice	PS Facilitator/Evaluator or Police Tactical Officer/RTO	09/13/24	06/30/25	\$45.00/ \$53.00
Byra Cross, Matilda A SBVC STAR Program	Program Assistant	07/01/24	06/30/25	\$20.00
Babino, Eric E SBVC STEM-MESA	Tutor I	08/20/24	06/30/25	\$17.00
Durkin, Ashley E SBVC STEM-MESA	Tutor I	08/20/24	06/30/25	\$17.00
Fabia, Jaen Lauren P SBVC STEM-MESA	Tutor I	08/20/24	06/30/25	\$17.00
Metzgar, StevAnne D SBVC STEM-MESA	Tutor I	08/20/24	06/30/25	\$17.00
Moreno, Octavio SBVC STEM-MESA	Tutor I	08/20/24	06/30/25	\$17.00
Patel, Priya A SBVC STEM-MESA	Tutor I	08/20/24	06/30/25	\$17.00
Potz, Beth A SBVC STEM-MESA	Tutor I	08/20/24	06/30/25	\$17.00
Rose, Parick A SBVC STEM-MESA	Tutor I	08/20/24	06/30/25	\$17.00
Solis, Christopher P SBVC STEM-MESA	Tutor I	08/20/24	06/30/25	\$17.00
Topete Claustro, Stephanie SBVC STEM-MESA	Tutor I	08/20/24	06/30/25	\$17.00
Massey, Aaron H SBVC Student Accessibility Services	Tutor II	08/08/24	06/30/25	\$18.00
Mojarro, Ricardo A SBVC Student Accessibility Services	Tutor II	08/08/24	06/30/25	\$18.00
Brinckhaus, Loida SBVC Student Health Services	Nurse Pracitioner II	07/01/24	07/10/24	\$65.00

Short-Term

Employee Name Location Assignment & Department	Duties	From	To	Hourly Rate
Walker, Nathan CHC Aquatics	Lifeguard	07/01/24	06/30/25	\$16.50



Professional Expert, Short-Term & Substitute Employees

Presented for Information on September 12, 2024

[v.8.27.2024.p.5]5]

Substitute

Employee Name Location Assignment & Department Justification	Duties	From	To	Hourly Rate
Salazar, Jaqueline CHC CDC <i>NEW</i>	Child Development Assistant	08/01/24	09/30/24	\$18.42
Solis, Juan CHC Grounds <i>Ext: Vacancy</i>	Grounds Caretaker	07/01/24	08/31/24	\$23.00
Jimenez, Cynthia DIST Business Services <i>Ext: Vacancy</i>	Purchasing Techician	06/05/24	06/30/24	\$23.58
Jimenez, Cynthia DIST Business Services <i>Ext: Vacancy</i>	Purchasing Techician	07/01/24	08/31/24	\$23.58
Larry, Nathaniel DIST Facilities <i>Ext: Sick/Vacation Coverage</i>	Custodian	06/14/24	06/30/24	\$22.47
Larry, Nathaniel DIST Facilities <i>Ext: Sick/Vacation Coverage</i>	Custodian	07/01/24	08/31/24	\$22.47
Bracamontes, Yvette SBVC CDC <i>NEW</i>	Child Development Assistant	07/29/24	09/26/24	\$18.42
Hall, Suzan SBVC Student Services <i>Ext: Sick/Vacation Coverage</i>	Administrative Coordinator	08/30/24	10/30/24	\$33.33

SAN BERNARDINO COMMUNITY COLLEGE DISTRICT

TO: Board of Trustees

FROM: Dr. Diana Z. Rodriguez, Chancellor

REVIEWED BY: Jose F. Torres, Executive Vice Chancellor

PREPARED BY: Steven J. Sutorus, Executive Director, Business & Fiscal Services

DATE: September 12, 2024

SUBJECT: Purchase Order Report

RECOMMENDATION

This item is for information only. No action is necessary.

OVERVIEW

In accordance with SBCCD Board Policy 6100, Delegation of Authority, The Board of Trustees delegates authority to the Chancellor to supervise the general business procedures of the District to assure the proper administration of property and contracts.

Education Code 81656 provides that all transactions entered into by an authorized officer shall be reviewed by the Board every 60 days.

ANALYSIS

Purchase orders issued between the dates of 7/11/2024 – 8/18/2024 are attached, except those approved through other agenda items. All purchase orders have been issued in accordance with the District's policies and procedures by an authorized officer of the District.

SBCCD GOALS

4. Ensure Fiscal Accountability/Sustainability

FINANCIAL IMPLICATIONS

The attached purchase orders are included in the appropriate budgets.



Purchase Order Report
September 12, 2024

PO#	Supplier Name	Amount
PO2500001	NATIONAL EDUCATIONAL TELECOMMUNICATION ASSOCIATION (NETA)	7,251.00
PO2500002	AT&T	2.00
PO2500003	AT&T	15,000.00
PO2500011	ASSOCIATION OF CHIEF HUMAN RESOURCS OFFICERS	450.00
PO2500012	US FOODS INC	4,500.00
PO2500013	HERRERA'S ICE CREAM DISTRIBUTION INC	18,000.00
PO2500014	US FOODS INC	79,000.00
PO2500015	FRONTIER COMMUNICATIONS	9,000.00
PO2500017	SCP DISTRIBUTORS LLC	25,000.00
PO2500018	KELLY SPICERS INC	1,000.00
PO2500019	TRANSCRIBING MARINERS	8,000.00
PO2500022	VERIZON FEDERAL INC	500.00
PO2500023	INLAND EMPIRE ATHLETIC CONFERENCE	9,000.00
PO2500024	STAPLES BUSINESS ADVANTAGE	523.77
PO2500025	FRONTIER COMMUNICATIONS	100,000.00
PO2500030	SOUTHERN CALIFORNIA GAS CO	225,000.00
PO2500044	POCKET NURSE ENTERPRISES INC	985.07
PO2500047	HARDY DIAGNOSTICS	1,500.00
PO2500048	US BANK	10,000.00
PO2500050	A & I REPROGRAPHICS	3,000.00
PO2500051	BEARCOM	5,000.00
PO2500052	CARDIO PARTNERS INC	2,500.00
PO2500055	GOLF CARS OF RIVERSIDE	16,000.00
PO2500056	US POSTAL SERVICE	1,000.00
PO2500057	PHILLIPS, JEREMY RENE	850.00
PO2500058	JORDAN JR, ALWYN KENT	850.00
PO2500059	ADAMS, CHRISTINA ANNA	850.00
PO2500060	TOLLIVER, VINCE PATRICK	850.00
PO2500061	PATTON, DARRYL EUGENE	850.00
PO2500062	RICO, DAVID	850.00
PO2500063	CENTRAL SANITARY SUPPLY	200.00
PO2500064	GRAINGER INC	5,000.00
PO2500065	CHEM-PAK	13,000.00
PO2500066	WAXIE SANITARY SUPPLY	119,000.00
PO2500067	TURF STAR INC	1,000.00
PO2500068	DEWEY PEST CONTROL	58,000.00
PO2500069	RPW SERVICES INC	5,460.00
PO2500070	SAN BERNARDINO, CITY OF	275,000.00
PO2500071	SITEONE LANDSCAPE SUPPLY LLC	2,000.00
PO2500072	SUNSHINE GROWERS NURSERY INC	250.00
PO2500073	LA VERNE POWER EQUIPMENT INC	2,500.00
PO2500076	AUTOZONE STORES LLC	800.00
PO2500077	BAKER, ANITA	935.00
PO2500078	DIRECT CONNECTION	78,210.88
PO2500080	CDW LLC	1,966.68

Purchase Order Report
September 12, 2024

PO#	Supplier Name	Amount
PO2500088	TOM BELL CHEVROLET	2,000.00
PO2500090	KNORR SYSTEMS INC	1,615.10
PO2500092	SAN BERNARDINO, COUNTY OF	546.00
PO2500095	BRAX COMPANY INC	4,913.15
PO2500097	STATE WATER RESOURCES CONTROL BOARD	2,000.00
PO2500102	SAN BERNARDINO, COUNTY OF	3,000.00
PO2500103	CINTAS CORPORATION NO. 2	2,000.00
PO2500104	CALIFORNIA COMMUNITY COLLEGE CHIEF INSTRUCTIONAL OFFICERS	400.00
PO2500106	CALIFORNIA, STATE OF	5,000.00
PO2500107	PITNEY BOWES INC	1,000.00
PO2500108	CHIEF STUDENT SERVICES ADMINISTRATORS ASSOCIATION (CSSO) INC	400.00
PO2500109	STATE WATER RESOURCES CONTROL BOARD	700.00
PO2500110	RP GROUP, THE	590.00
PO2500111	VERIZON WIRELESS	4,000.00
PO2500113	SOUTHERN 30-EEDEC	200.00
PO2500115	STITCHMANIA	1,424.75
PO2500116	INLAND PRESORT & MAILING SRVS	2,000.00
PO2500118	UNITED PARCEL SERVICE	2,800.00
PO2500120	BURRTEC WASTE GROUP INC	140,000.00
PO2500122	ASSOCIATION OF CA COMMUNITY COLLEGE ELIGIBILITY SPECIALISTS (ACCES)	150.00
PO2500123	CINTAS CORPORATION NO. 2	2,150.00
PO2500124	SOUTH COAST AQMD	200.00
PO2500125	SAN BERNARDINO, COUNTY OF	200.00
PO2500126	SAN BERNARDINO, CITY OF	300.00
PO2500127	WESTERN SCIENTIFIC FASTSERV INC	12,000.00
PO2500128	GONZALEZ, PEDRO	500.00
PO2500129	EWING IRRIGATION PRODUCTS	7,000.00
PO2500132	JACO, HERBERTH	500.00
PO2500133	MICHEL, FILI	500.00
PO2500134	GALLS LLC	20,000.00
PO2500135	HUNTINGTON HARDWARE CO INC	250.00
PO2500136	IML SECURITY SUPPLY	15,000.00
PO2500137	HOUR GLASS & MIRROR INC	10,250.00
PO2500138	MARTINEZ, JACKLINE	750.00
PO2500141	STEVENSON, DAVID C	750.00
PO2500149	CARD INTEGRATORS CORP	6,500.00
PO2500155	FEDERAL EXPRESS	11,000.00
PO2500156	SOUTHERN CALIFORNIA GAS CO	600.00
PO2500157	SOUTHERN CALIFORNIA EDISON CO	6,000.00
PO2500158	MENDEZ, ANNA	200.00
PO2500164	CHIEF STUDENT SERVICES ADMINISTRATORS ASSOCIATION (CSSO) INC	400.00
PO2500171	MODERN CAMPUS USA INC	12,000.00
PO2500174	KEITH, PATRICK	750.00
PO2500175	GOVERNMENTJOBS.COM INC	70,878.00
PO2500176	WRIGHT'S SUPPLY INC	4,000.00

Purchase Order Report
September 12, 2024

PO#	Supplier Name	Amount
PO2500177	TRANE US INC	500.00
PO2500178	SHIL PARK PAINT	4,000.00
PO2500179	RIVERSIDE WINNELSON COMPANY	10,000.00
PO2500182	PACWEST AIR FILTER LLC	25,000.00
PO2500183	NCH CORPORATION DBA CHEMSEARCH FE	25,000.00
PO2500184	INTERSTATE BATTERY SYSTEM OF SOUTHERN CALIFORNIA INC	1,000.00
PO2500185	INLAND LIGHTING SUPPLIES	25,000.00
PO2500186	INLAND EMPIRE WINDUSTRIAL CO	250.00
PO2500187	GRAINGER INC	5,000.00
PO2500188	FERGUSON ENTERPRISES INC	15,000.00
PO2500189	ENCORE LIGHTING INC	500.00
PO2500190	CONSOLIDATED ELECTRICAL DISTRIBUTORS INC	5,000.00
PO2500191	ANIXTER INC	15,000.00
PO2500192	ALLIED REFRIGERATION INC	15,000.00
PO2500193	AIRGAS INC	500.00
PO2500194	AAA ELECTRIC MOTOR SALES & SERVICE INC	500.00
PO2500195	STAPLES BUSINESS ADVANTAGE	227.31
PO2500196	DENNIS, PAUL	300.00
PO2500197	NETFILE INC	2,900.00
PO2500200	WAXIE SANITARY SUPPLY	14,240.00
PO2500201	FEDERAL EXPRESS	5,000.00
PO2500203	BIXLER, MICHAEL LUKE	500.00
PO2500204	EDUCAUSE	2,226.00
PO2500206	JUDSON, NICHOLAS	200.00
PO2500207	KELLY SPICERS INC	50,000.00
PO2500208	RP GROUP, THE	2,100.00
PO2500211	STAPLES BUSINESS ADVANTAGE	333.83
PO2500212	OMNITRANS	54,738.00
PO2500215	KEENAN & ASSOCIATES	1,541.00
PO2500216	ESPINOZA MARKET	1,250.00
PO2500217	ROCKLER RETAIL GROUP INC	813.45
PO2500218	ESPINOZA MARKET	50.00
PO2500219	GUISADOS LA MORENITA	1,957.50
PO2500220	GUISADOS LA MORENITA	1,848.75
PO2500221	FRONTIER COMMUNICATIONS	80,000.00
PO2500222	INNOVATION KURBS LANDSCAPE DESIGNS INC	50,000.00
PO2500226	BARR DOOR INC	10,000.00
PO2500228	ARROWHEAD GROUP	12,000.00
PO2500229	UNITED RENTALS NORTH AMERICA INC	3,000.00
PO2500230	R DEPENDABLE CONSTRUCTION INC	50,000.00
PO2500231	COMMISSION ON ACCREDITATION OF ALLIED HEALTH EDUCATION PROGRAMS	600.00
PO2500232	GONZALES, AMELIA	300.00
PO2500233	PANERA LLC	1,200.00
PO2500234	CHITTENDEN, HEATHER	400.00
PO2500235	STITCHMANIA	446.58

Purchase Order Report
September 12, 2024

PO#	Supplier Name	Amount
PO2500237	DICK BLICK HOLDINGS INC	2,254.79
PO2500238	DELL INC	1,473.54
PO2500240	ARCHITECTURAL RESOURCES GROUP	52,000.00
PO2500241	AT&T	6,050.00
PO2500242	AT&T	750.00
PO2500243	FEDERAL EXPRESS	750.00
PO2500244	CALIFORNIA PUBLIC TELEVISION INC	1,000.00
PO2500246	STAPLES BUSINESS ADVANTAGE	272.81
PO2500249	BEARCOM	500.00
PO2500252	FASTSIGNS	7,000.00
PO2500254	BERG FIRE PROTECTION INC	8,400.00
PO2500257	STAPLES BUSINESS ADVANTAGE	209.85
PO2500258	STAPLES BUSINESS ADVANTAGE	76.79
PO2500259	FOLLETT CORPORATION	3,993.30
PO2500260	WAXIE SANITARY SUPPLY	63,750.00
PO2500261	INLAND LIGHTING SUPPLIES	2,000.00
PO2500262	MONTGOMERY HARDWARE CO	500.00
PO2500263	INTERSTATE BATTERY SYSTEM OF SOUTHERN CALIFORNIA INC	2,500.00
PO2500264	PRO PIPE	2,000.00
PO2500265	PHARMEDIX	4,000.00
PO2500266	AXON ENTERPRISE INC	922.20
PO2500267	ALLIED REFRIGERATION INC	2,000.00
PO2500268	MCKESSON MEDICAL-SURGICAL GOVERNMENT SOLUTIONS INC	7,000.00
PO2500269	STOTZ EQUIPMENT	77,422.81
PO2500270	WORK BOOT WAREHOUSE	4,600.00
PO2500271	BIG BEAR CHAMBER OF COMMERCE	125.00
PO2500272	ESPINOZA MARKET	50.00
PO2500274	ENVIRONMENTAL MANAGEMENT TECHNOLOGIES	55,100.00
PO2500277	PATRIOT AIR SYSTEMS INC	2,500.00
PO2500281	ACCRUENT LLC	3,613.79
PO2500282	SANCHEZ, CARMEN	200.00
PO2500283	QUILALANG, ROGER WINSTON	1,000.00
PO2500284	OSTBY, KATRINA M	1,000.00
PO2500285	LAURENT, CYNTHIA	1,000.00
PO2500286	HARBOLD, ROBERT	2,000.00
PO2500288	VERIZON WIRELESS	3,392.00
PO2500289	FEDERAL EXPRESS	200.00
PO2500290	LAKESHORE LEARNING MATERIALS	5,000.00
PO2500291	EARLY CHILDHOOD LLC	1,000.00
PO2500292	KAPLAN COMPANY	5,000.00
PO2500293	CM SCHOOL SUPPLY	2,000.00
PO2500294	Kaplan Early Learning Company	3,000.00
PO2500295	EARLY CHILDHOOD LLC	1,000.00
PO2500296	LAKESHORE LEARNING MATERIALS	2,500.00
PO2500297	CM SCHOOL SUPPLY	2,000.00

Purchase Order Report
September 12, 2024

PO#	Supplier Name	Amount
PO2500298	EARLY CHILDHOOD LLC	10,000.00
PO2500300	AUTOZONE STORES LLC	750.00
PO2500301	CM SCHOOL SUPPLY	2,000.00
PO2500303	BENNETT PLAZA LLC	99,584.00
PO2500304	CEJA JR, JOSE LUIS	50,000.00
PO2500305	KAPLAN COMPANY	10,000.00
PO2500307	STAPLES BUSINESS ADVANTAGE	3,036.82
PO2500308	STAPLES BUSINESS ADVANTAGE	274.87
PO2500309	STAPLES BUSINESS ADVANTAGE	139.09
PO2500310	CALIFORNIA COMMUNITY COLLEGE ATHLETIC ASSOCIATION	9,455.00
PO2500311	PEPSI-COLA	60,000.00
PO2500312	FISHER SCIENCE EDUCATION	8,406.41
PO2500313	ULINE INC	9,539.11
PO2500314	MCKESSON MEDICAL-SURGICAL GOVERNMENT SOLUTIONS INC	1,877.91
PO2500315	CDW LLC	3,513.06
PO2500316	GRAYBAR ELECTRIC CO INC	2,000.00
PO2500317	ULINE INC	2,000.00
PO2500318	FLINN SCIENTIFIC INC	1,750.00
PO2500319	CAROLINA BIOLOGICAL SUPPLY CO	3,500.00
PO2500320	STAPLES BUSINESS ADVANTAGE	221.36
PO2500324	COMMUNITY COLLEGE LEAGUE OF CALIFORNIA	84,031.00
PO2500325	DIAZ, EMMA	500.00
PO2500326	LAKESHORE LEARNING MATERIALS	10,000.00
PO2500327	ACCREDITING COMMISSION FOR COMMUNITY & JUNIOR COLLEGES	30,105.00
PO2500328	TECHNICAL SAFETY SERVICES LLC	7,000.00
PO2500329	AWESOME BLINDS & SHUTTERS INC	5,000.00
PO2500330	SANTA CLARITA COMM COLLEGE DISTRICT	150.08
PO2500331	CLEMENTS, CODY	200.00
PO2500332	KEN'S SPORTING GOODS	165.90
PO2500333	LOPEZ, MARIA	500.00
PO2500335	RIDDELL/ALL AMERICAN SPORTS CORP	693.36
PO2500336	REAL TEAM SPORTS INC	676.31
PO2500338	CHAVEZ, MARIA R.	500.00
PO2500339	BSN SPORTS INC	197.70
PO2500340	FREITAS, GERALD W	350.00
PO2500342	DIVINE TRUTH UNITY FELLOWSHIP CHURCH INC	21,433.34
PO2500343	COLTON, CITY OF	10,000.00
PO2500344	PALOMAR COMMUNITY COLLEGE DISTRICT	18,405.00
PO2500348	VELO, BRIAN	50,000.00
PO2500349	WOLFE, NATASHA W	50,000.00
PO2500350	BRINKS INC	52,000.00
PO2500351	SHRED-IT USA LLC	1,300.00
PO2500352	FERRILLI	15,600.00
PO2500354	RICOH USA, INC.	1,200.00
PO2500355	FACILITIES PROTECTION SYSTEMS	1,600.00

Purchase Order Report
September 12, 2024

PO#	Supplier Name	Amount
PO2500358	ULTRAEDIT INC.	399.60
PO2500359	ZURC SOFTWARE SERVICES	22,500.00
PO2500360	STAPLES BUSINESS ADVANTAGE	693.36
PO2500361	STAPLES BUSINESS ADVANTAGE	1,091.69
PO2500362	SCHOLASTIC MAGAZINES+	303.60
PO2500364	SOUTH COAST AQMD	541.04
PO2500367	PANERA LLC	1,160.00
PO2500372	WATER SOURCE SOLUTIONS INC	1,000.00
PO2500375	STAPLES BUSINESS ADVANTAGE	220.44
PO2500376	FLINN SCIENTIFIC INC	3,257.66
PO2500377	VWR INTERNATIONAL LLC	965.83
PO2500379	ADVANCED IMAGING SOLUTIONS	3,000.00
PO2500380	SANCHEZ, ROSIO	435.00
PO2500381	WATER SOURCE SOLUTIONS INC	1,000.00
PO2500382	STAPLES BUSINESS ADVANTAGE	1,137.91
PO2500383	STAPLES BUSINESS ADVANTAGE	159.85
PO2500384	DELL INC	4,000.00
PO2500385	CDW LLC	4,000.00
PO2500387	CDW LLC	21,240.00
PO2500388	ULINE INC	6,191.05
PO2500389	RHS PEP SUPPORT ASSOCIATION	1,000.00
PO2500390	DELL INC	896.70
PO2500391	ATKINSON ANDELSON LOYA RUUD & ROMO	876.00
PO2500392	ATKINSON ANDELSON LOYA RUUD & ROMO	429.00
PO2500393	SOUTH COAST AQMD	1,009.82
PO2500394	MEDICAT LLC	47,670.48
PO2500395	XPRESS RENT-A-CAR	645.87
PO2500402	CCT TECHNOLOGIES	10,147.00
PO2500403	TEL SET COMMUNICATIONS INC	19,481.86
PO2500404	CAROLINA BIOLOGICAL SUPPLY CO	2,818.08
PO2500405	STITCHMANIA	466.98
PO2500407	BIO-RAD LABORATORIES INC	711.57
PO2500408	R.E. MICHEL COMPANY	3,713.38
PO2500409	MYERS-BRIGGS COMPANY, THE	195.00
PO2500412	VERIZON WIRELESS	481.00
PO2500413	JOHNSTONE SUPPLY	189.71
PO2500414	BIOTIUM INC	346.91
PO2500415	BENSIMON & ASSOCIATES LLC	5,000.00
PO2500416	BIO-RAD LABORATORIES INC	1,250.00
PO2500417	US FOODS INC	130,500.00
PO2500419	FARMERS BROTHERS	6,000.00
PO2500420	EVERTZ MICROSYSTEMS LTD	2,542.03
PO2500421	EBSCO INDUSTRIES INC	9,869.61
PO2500423	WARD'S NATURAL SCIENCE EST INC	1,250.00
PO2500425	ELLIOTTS PET EMPORIUM	1,000.00

Purchase Order Report
September 12, 2024

PO#	Supplier Name	Amount
PO2500427	KREHBIEL, DEANNA	1,000.00
PO2500428	IRWIN INTERNATIONAL INC	3,716.90
PO2500429	BURRTEC WASTE GROUP INC	3,562.92
PO2500431	GREENWOOD ENTERPRISES LLC	10,000.00
PO2500432	SMARTYSTREETS LLC	588.00
PO2500436	FRONTIER COMMUNICATIONS	85,000.00
PO2500438	DOOLEY ENTERPRISES INC	1,626.49
PO2500439	VERIZON WIRELESS	4,000.00
PO2500440	LAW ENFORCEMENT MEDICAL SERVICES INC	400.00
PO2500441	DAILY JOURNAL CORPORATION	750.00
PO2500447	ADVANCED IMAGING SOLUTIONS	192.00
PO2500451	E-OSCAR-WEB	180.00
PO2500452	NETWORK OF CALIFORNIA COMMUNITY COLLEGE FOUNDATIONS	800.00
PO2500454	CINTAS CORPORATION NO. 2	3,000.00
PO2500455	WALTERRY INSURANCE BROKERS	6,521.33
PO2500457	NATIONAL COUNCIL FOR MARKETING & PUBLIC RELATIONS	850.00
PO2500458	STAPLES BUSINESS ADVANTAGE	389.04
PO2500459	FRONTIER COMMUNICATIONS	80,000.00
PO2500460	COUNCIL OF CHIEF LIBRARIANS	150.00
PO2500461	SOUTHWEST PLASTIC BINDING COMPANY	1,000.00
PO2500462	AMERICAN THERMOFORM CORPORATION	20,000.00
PO2500463	GRAYBAR ELECTRIC CO INC	1,500.00
PO2500464	MONOPRICE INC	1,500.00
PO2500467	G/M BUSINESS INTERIORS	8,490.49
PO2500468	CDW LLC	774.00
PO2500472	MENGE, ERIKA	2,000.00
PO2500473	UNISOURCE SOLUTIONS INC	905.10
PO2500474	CONG, TONY	2,000.00
PO2500475	FAVELA, ABEL	2,000.00
PO2500476	INDUSTRIAL TECHNICAL SERVICES	500.00
PO2500477	CONTROL AIR ENTERPRISES LLC	8,000.00
PO2500478	STAPLES BUSINESS ADVANTAGE	254.40
PO2500480	PERFORMANCE HEALTH SUPPLY INC	4,524.90
PO2500481	HOWIES ATHLETIC TAPE	3,955.24
PO2500484	STUDENT INSURANCE	111,374.00
PO2500486	H & L CHARTER CO INC	1,400.00
PO2500487	H & L CHARTER CO INC	2,205.00
PO2500488	PANERA LLC	260.04
PO2500491	ARBITERPAY TRUST ACCOUNT	52,000.00
PO2500492	SOCCER MASTER	1,342.58
PO2500493	SOCCER MASTER	2,241.96
PO2500502	BANNER BANK	4,120.92
PO2500508	CONTROL AIR ENTERPRISES LLC	11,266.56
PO2500512	BSN SPORTS INC	4,427.38
PO2500513	LOS ANGELES MISSION COLLEGE	1,000.00

Purchase Order Report
September 12, 2024

PO#	Supplier Name	Amount
PO2500514	CA COMMUNITY COLLEGE MEN'S BASKETBALL COACHES ASSOCIATION	299.25
PO2500515	US POSTAL SERVICE	13,000.00
PO2500516	FEDERAL EXPRESS	500.00
PO2500517	CPR1 LLC	2,795.00
PO2500518	STAPLES BUSINESS ADVANTAGE	186.13
PO2500519	STAPLES BUSINESS ADVANTAGE	1,300.80
PO2500520	UNISOURCE SOLUTIONS INC	2,068.80
PO2500522	SPIRIT OF TEXAS BBQ LLC	2,059.73
PO2500523	PAPAS EL GUERO	2,446.88
PO2500527	FOLLETT CORPORATION	400.00
PO2500528	HISPANIC ASSOCIATION OF COLLEGES AND UNIVERSITIES	3,275.00
PO2500530	GRAINGER INC	443.44
PO2500531	PLATINUM VISUAL SOLUTIONS	3,650.13
PO2500532	ELLIOTTS PET EMPORIUM	250.00
PO2500533	BURRTEC WASTE GROUP INC	38,200.00
PO2500534	SIGMA-ALDRICH INC	966.79
PO2500535	HEMOSTAT LABORATORIES INC	1,268.03
PO2500536	VWR INTERNATIONAL LLC	2,449.59
PO2500539	JOSE'S MEXICAN FOOD INC	480.00
PO2500542	J.A. URBAN INC	85,865.62
PO2500543	NUTRIEN AG SOLUTIONS INC	1,500.00
PO2500544	EWING IRRIGATION PRODUCTS	2,000.00
PO2500545	NESTLE USA INC	5,000.00
PO2500546	WORLD FUEL SERVICES INC	11,000.00
PO2500547	LA SPECIALTY PRODUCE CO INC	10,000.00
PO2500548	FASTSIGNS	170.89
PO2500551	COMPREHENSIVE ADULT STUDENT ASSISSMENT SYSTEMS	2,700.00
PO2500552	SYSCO RIVERSIDE INC	50,000.00
PO2500556	AMERICAN THERMOFORM CORPORATION	2,000.00
PO2500557	SAN BERNARDINO, COUNTY OF	32,392.00
PO2500561	ABM BUSINESS MACHINES INC	1,718.00
PO2500564	FOLLETT CORPORATION	2,153.92
PO2500569	FRANK FIRM INC	8,000.00
PO2500571	42 LINES INC	32,642.00
PO2500573	SALESFORCE INC	109,150.00
PO2500575	EXAMSOFT WORLDWIDE LLC	42,790.00
PO2500587	KEENAN & ASSOCIATES	47,500.00
PO2500595	SHRED-IT USA LLC	1,300.00
PO2500596	STAPLES BUSINESS ADVANTAGE	182.90
PO2500597	STAPLES BUSINESS ADVANTAGE	378.58
PO2500598	FIREBLAST GLOBAL INC	651.80
PO2500603	VELASQUEZ, JESSICA	500.00
PO2500604	AUGSBERGER, KURT	1,000.00
PO2500607	FARONICS TECHNOLOGIES USA INC	763.75
PO2500609	CERRITOS COLLEGE FOUNDATION	150.00

Purchase Order Report
September 12, 2024

PO#	Supplier Name	Amount
PO2500612	CURRIQUNET	500.00
PO2500617	VALLEY TIRE CO INC	5,000.00
PO2500619	CALIFORNIA COMMUNITY COLLEGE STUDENT AFFAIRS ASSOCIATION	175.00
PO2500624	ARS ENTERPRISES INC	75.00
PO2500625	FULGHAM, ABE	500.00
PO2500626	BARR DOOR INC	11,266.56
PO2500627	BRINKS INC	6,000.00
PO2500629	SOUTHERN CALIFORNIA EDISON CO	266,000.00
PO2500631	STAPLES BUSINESS ADVANTAGE	222.95
PO2500633	MELLIN, LINDA MARIE	535.05
PO2500636	STAPLES BUSINESS ADVANTAGE	152.22
PO2500637	BIO-RAD LABORATORIES INC	1,167.89
PO2500638	PENN-JERSEY X-RAY	245.73
PO2500640	AMERICAN HEART ASSOCIATION	15,000.00
PO2500644	ACADEMIC SENATE FOR CALIFORNIA COMMUNITY COLLEGES, THE	200.00
PO2500645	OROZCO, RUBEN	850.00
PO2500646	SAN BNDO CO SHERIFFS EMPLOYEES' BENEFIT ASSOCIATION CHARITY FUND	1,500.00
PO2500647	STAPLES BUSINESS ADVANTAGE	171.16
PO2500648	ULINE INC	1,260.14
PO2500649	CSUSB PHILANTHROPIC FOUNDATION	450.00
PO2500650	MT SAN JACINTO COMMUNITY COLLEGE	300.00
PO2500651	ROCHA, ELILIWE	435.00
PO2500652	VWR INTERNATIONAL LLC	4,256.34
PO2500653	FLINN SCIENTIFIC INC	821.11
PO2500654	FOUNDATION FOR CALIFORNIA COMMUNITY COLLEGES	4,797.60
PO2500656	STAPLES BUSINESS ADVANTAGE	87.78
PO2500658	HSI EMERGENCY CARE SOLUTIONS INC	1,250.00
PO2500659	3M COMPANY	8,750.00
PO2500661	VITAL RECORDS HOLDINGS LLC	3,224.05
PO2500662	REFQUEST LLC	3,500.00
PO2500665	REDLANDS, CITY OF	125,000.00
PO2500666	SOUTHERN CALIFORNIA GAS CO	140,117.00
PO2500667	FOUNDATION FOR CALIFORNIA COMMUNITY COLLEGES	41,782.43
PO2500668	PRINTFLY CORPORATION	1,790.63
PO2500669	SACNAS	3,950.00
PO2500670	XPRESS RENT-A-CAR	1,423.55
PO2500671	LORTONDATA	1,765.60
PO2500674	SWAY MEDICAL INC	318.70
PO2500676	FOUNDATION FOR CALIFORNIA COMMUNITY COLLEGES	800.00
PO2500677	KEENAN & ASSOCIATES	30,799.23
PO2500682	STAPLES BUSINESS ADVANTAGE	176.38
PO2500683	XPRESS RENT-A-CAR	26,072.00
PO2500684	ISTRATE, ANDRA	150.00
PO2500685	KEN'S SPORTING GOODS	1,328.35
PO2500686	MONTGOMERY HARDWARE CO	579.40

Purchase Order Report
September 12, 2024

PO#	Supplier Name	Amount
PO2500688	HENRY SCHEIN INC	1,283.91
PO2500689	AGILE SPORTS TECHNOLOGIES INC	1,600.00
PO2500690	RIVERSIDE, COUNTY OF	272.00
PO2500691	CAREER AMERICA LLC	26,000.00
PO2500692	SIRCHIE ACQUISITION COMPANY LLC	250.00
PO2500693	BPS TACTICAL INC	1,346.88
PO2500694	FOUNDATION FOR CALIFORNIA COMMUNITY COLLEGES	17,985.87
PO2500696	DICKEYS BARBECUE PIT	1,750.00
PO2500697	DAILY JOURNAL CORPORATION	1,000.00
PO2500698	THE CONVERSE PROFESSIONAL GROUP INC	38,080.00
PO2500705	STAPLES BUSINESS ADVANTAGE	119.30
PO2500707	DAILY JOURNAL CORPORATION	2,500.00
PO2500709	GARCIA, STACY	500.00
PO2500710	TRUJILLO, HECTOR	100.00
PO2500719	RODRIGUEZ, HERBERT	3,127.00
PO2500720	RODRIGUEZ, JORNAY RECHURND	850.00
PO2500721	COLEMAN, SHAUNA DEE	850.00
PO2500722	RODRIGUEZ, NELKY	1,000.00
PO2500724	HARDY DIAGNOSTICS	721.11
PO2500725	RIVERA, AMAIRANY	150.00
PO2500726	VERIZON WIRELESS	1,960.00
PO2500729	HEIBERG CONSULTING INC	499.00
PO2500730	STAPLES BUSINESS ADVANTAGE	150.61
PO2500732	PEPES TOWING SERVICE	1,000.00
PO2500735	XPRESS RENT-A-CAR	2,800.00
PO2500736	ACCREDITING COMMISSION FOR COMMUNITY & JUNIOR COLLEGES	25,593.00
PO2500737	GOLF CARS OF RIVERSIDE	3,500.00
PO2500741	DIAMOND CHEVROLET OF SAN BERNARDINO	2,000.00
PO2500742	STAPLES BUSINESS ADVANTAGE	169.24
PO2500744	TENNESSEE, UNIVERSITY OF	250.00
PO2500745	FLINN SCIENTIFIC INC	419.93
PO2500748	R.E. MICHEL COMPANY	1,794.55
PO2500749	NESTLE USA INC	15,000.00
PO2500750	PANERA LLC	1,718.42
PO2500751	CALIFORNIA FIRE TECHNOLOGY DIRECTORS' ASSOCIATION	40.00
PO2500752	CALIFORNIA FIRE TECHNOLOGY DIRECTORS' ASSOCIATION	40.00
PO2500753	STAPLES BUSINESS ADVANTAGE	63.82
PO2500754	STAPLES BUSINESS ADVANTAGE	197.56
PO2500755	YUCAIPA VALLEY WATER DISTRICT	75,000.00
PO2500756	THOMPSON, BRIAN K	300.00
PO2500757	SHANNON, BROOKLYN	100.00
PO2500758	QUACH, PATTY	200.00
PO2500759	CHIEM, VINH	150.00
PO2500760	GARCIA, RUTH M RODRIGUEZ	100.00
PO2500761	SAN BERNARDINO, COUNTY OF	1,192.00

Purchase Order Report
September 12, 2024

PO#	Supplier Name	Amount
PO2500762	ARMITAGE TACTICAL	388.00
PO2500763	ARMITAGE TACTICAL	195.00
PO2500764	STAPLES BUSINESS ADVANTAGE	368.01
PO2500766	MVP SECURITY SYSTEMS INC	13,151.73
PO2500772	ARMITAGE TACTICAL	195.00
PO2500773	SAN BERNARDINO, COUNTY OF	28,000.00
PO2500776	SAN BERNARDINO, CITY OF	23,500.00
PO2500777	BURRTEC WASTE GROUP INC	6,000.00
PO2500784	JOYCE, ROXANE	500.00
PO2500789	HYLAND SOFTWARE INC	90,973.74
PO2500790	GOVERNMENTJOBS.COM INC	51,272.48
PO2500792	CHEM-PAK	10,000.00
PO2500793	CENTRAL SANITARY SUPPLY	10,875.00
PO2500794	ISES CORPORATION	3,975.00
PO2500795	IDAUTOMATION.COM INC	139.00
PO2500796	SOUTHERN CALIFORNIA GAS CO	3,500.00
PO2500797	VERIZON WIRELESS	4,000.00
PO2500801	SOUTHERN CALIFORNIA EDISON CO	15,000.00
PO2500802	PANERA LLC	245.79
PO2500805	UNILAB CORPORATION	800.00
PO2500806	TRUMBA CORPORATION	13,822.56
PO2500807	STAPLES BUSINESS ADVANTAGE	112.56
PO2500808	RANCHO CUCAMONGA, CITY OF	724.50
PO2500818	COMMUNITY COLLEGE LEAGUE OF CALIFORNIA	18,055.00
PO2500819	FISHER SCIENTIFIC COMPANY LLC	538.75
PO2500821	ZAVALA, JUAN	250.00
PO2500822	NEVARES, JUAN	250.00
PO2500823	ALLIED REFRIGERATION INC	251.79
PO2500825	STAPLES BUSINESS ADVANTAGE	182.80
PO2500826	CYBRARIAN CORPORATION	1,599.69
PO2500827	BSN SPORTS INC	3,200.56
PO2500829	SIGNS & LUCITE PRODUCTS INC	250.00
PO2500830	FOREST INCENTIVES LTD	77,000.00
PO2500834	WILAND INC	1,500.00
PO2500845	MAXIFY SOLUTIONS INC	12,598.80
PO2500846	GAME ONE	738.68
PO2500847	VERIZON WIRELESS	594.00
PO2500848	PEPSI-COLA	2,000.00
PO2500849	SYSCO RIVERSIDE INC	10,000.00
PO2500850	JOHNSON CONTROLS FIRE PROTECTION	50,380.00
PO2500851	BSN SPORTS INC	2,440.98
PO2500852	GAME ONE	852.45
PO2500853	GAME ONE	1,603.19
PO2500854	BSN SPORTS INC	3,691.85
PO2500855	TOVALIN, DANIEL E	850.00

Purchase Order Report
September 12, 2024

PO#	Supplier Name	Amount
PO2500856	COBARRUBIAS, DANIEL EDWARD	850.00
PO2500858	STAPLES BUSINESS ADVANTAGE	221.63
PO2500859	HARDY DIAGNOSTICS	219.38
PO2500860	HISPANIC COALITION OF SMALL BUSINESSES	1,500.00
PO2500861	MELENDEZ, DACIA	250.00
PO2500862	COMMUNITY COLLEGE LEAGUE OF CALIFORNIA	2,250.00
PO2500863	COMMUNITY COLLEGE LEAGUE OF CALIFORNIA	31,950.00
PO2500864	GOLF CARS OF RIVERSIDE	1,000.00
PO2500865	STAPLES BUSINESS ADVANTAGE	179.29
PO2500866	OXENDINE, AARON	42.00
PO2500867	ENCO SYSTEMS INC	295.00
PO2500870	EKC ENTERPRISES INC.	71.44
PO2500872	US BRANDS	3,200.00
PO2500876	BMI SUPPLY	1,156.34
PO2500877	DRAEGER INC	7,686.59
PO2500886	SYSCO RIVERSIDE INC	15,000.00
PO2500887	EDINVENT INC	11,600.00
PO2500890	DUCK & OWL LLC	3,000.00
PO2500892	NATOUR, HADI	238.86
PO2500893	HYLAND SOFTWARE INC	1,000.00
PO2500895	DESIGN-BUILD INSTITUTE OF AMERICA	500.00
PO2500896	CONVERGEONE INC	12,462.91
PO2500901	STAPLES BUSINESS ADVANTAGE	110.33
PO2500902	STAPLES BUSINESS ADVANTAGE	558.68
PO2500905	POCKET NURSE ENTERPRISES INC	309.02
PO2500906	FINAL DRAFT	3,222.74
PO2500908	CALIFORNIA DEPT OF FORESTRY AND FIRE PROTECTION	22,275.00
PO2500909	PENNINGTON DESIGNS	9,159.83
PO2500910	CARDIO PARTNERS INC	865.37
PO2500911	VERIZON WIRELESS	401.00
PO2500912	GOLF CARS OF RIVERSIDE	2,061.74
PO2500913	CDW LLC	130.29
PO2500914	CAROLINA BIOLOGICAL SUPPLY CO	148.75
PO2500918	FLINN SCIENTIFIC INC	152.36
PO2500920	STAPLES BUSINESS ADVANTAGE	70.25
PO2500925	DUCK & OWL LLC	1,000.00
PO2500926	XEROX CORPORATION	3,200.18
PO2500927	GENUINE AUTO PARTS	1,683.38
PO2500928	BEDOYA, MICHAEL	200.00
PO2500930	MPG CONSTRUCTION LLC	12,500.00
PO2500931	MPG CONSTRUCTION LLC	12,300.00
PO2500932	MCMASTER-CARR SUPPLY CO	3,091.02
PO2500933	ULINE INC	2,362.30
PO2500934	SNAP-ON INDUSTRIAL	1,737.69
PO2500936	SNAP-ON INDUSTRIAL	14,349.80

Purchase Order Report
September 12, 2024

PO#	Supplier Name	Amount
PO2500937	PANERA LLC	1,000.00
PO2500938	DAVIS, ARIEL	1,500.00
PO2500939	HERNANDEZ, DAVID	1,000.00
PO2500940	GRACE II, MICHAEL H	1,000.00
PO2500941	CENTIMARK CORPORATION	8,281.00
PO2500942	RP GROUP, THE	1,210.00
PO2500951	RIOS, ANDREW	1,000.00
PO2500954	DELL INC	6,422.51
PO2500958	COLLEGESOURCE INC	9,341.00
PO2500960	4ALLPROMOS	4,101.22
PO2500962	AXON ENTERPRISE INC	542.88
PO2500963	ENVISION EDUCATION LLC	6,450.00
PO2500964	LEFTA SYSTEMS	3,708.00
PO2500966	CROSS MEDIA CORPORATION	60,000.00
PO2500975	XPRESS RENT-A-CAR	14,350.00
PO2500979	COMMUNITY COLLEGE LEAGUE OF CALIFORNIA	3,000.00
PO2500983	CLIA LABORATORY PROGRAM	180.00
PO2500984	STAPLES BUSINESS ADVANTAGE	350.13
PO2500985	STAPLES BUSINESS ADVANTAGE	321.26
PO2500988	TREE CARE INDUSTRY ASSOCIATION INC	9,122.57
PO2500991	WILLIAMS, ROCHELLE	2,000.00
PO2500992	COMMUNITY COLLEGE LEAGUE OF CALIFORNIA	3,000.00
PO2500993	CDW LLC	465.86
PO2500994	VERIZON WIRELESS	460.00
PO2500996	CINTAS CORPORATION NO. 2	250.00
PO2500997	RUBIO, DAVID	300.00
PO2500998	CARLOS, RAYMOND	300.00
PO2500999	CARLOS, RAYMOND	300.00
PO2501000	SMITH, LACRETIA Y	500.00
PO2501001	ULINE INC	748.63
PO2501002	UNITED TRANSMISSION EXCHANGE	6,342.94
PO2501003	TOUCHBISTRO USA INC	1,238.40
PO2501004	TOUCHBISTRO USA INC	684.52
PO2501005	TOUCHBISTRO USA INC	3,112.20
PO2501006	DELL INC	1,769.49
PO2501007	CDW LLC	1,424.92
PO2501008	STAPLES BUSINESS ADVANTAGE	187.13
PO2501009	STAPLES BUSINESS ADVANTAGE	162.39
PO2501010	STAPLES BUSINESS ADVANTAGE	262.20
PO2501011	STAPLES BUSINESS ADVANTAGE	373.70
PO2501012	STAPLES BUSINESS ADVANTAGE	336.27
PO2501016	CRAFTON HILLS COLLEGE FOUNDATION	30,000.00
PO2501017	SAN BERNARDINO VALLEY COLLEGE FOUNDATION	30,000.00
PO2501018	VERBIT INC	4,500.00
PO2501020	IE GOURMET FOOD TRUCKS LLC	3,477.83

Purchase Order Report
September 12, 2024

PO#	Supplier Name	Amount
PO2501021	IE GOURMET FOOD TRUCKS LLC	2,175.00
PO2501022	IE GOURMET FOOD TRUCKS LLC	3,477.83
PO2501023	LEMAY CONSTRUCTION	1,540.00
PO2501025	CDW LLC	12,420.00
PO2501027	VERIZON WIRELESS	450.00
PO2501029	CAROLINA BIOLOGICAL SUPPLY CO	131.49
PO2501031	MONTGOMERY HARDWARE CO	5,000.00
PO2501032	EILANDER, CRAIG	100.00
PO2501033	WARD, AMANDA	100.00
PO2501034	THRONSON, GLEN	800.00
PO2501036	TESFAY, YOHANNA	200.00
PO2501037	CDW LLC	1,627.93
PO2501038	CALIFORNIA BROADCASTERS ASSOCIATION	100.00
PO2501041	CONVERGEONE INC	13,350.00
PO2501042	STAPLES BUSINESS ADVANTAGE	483.81
PO2501043	ULINE INC	507.70
PO2501044	STAPLES BUSINESS ADVANTAGE	76.08
PO2501045	CAROLINA BIOLOGICAL SUPPLY CO	414.79
PO2501049	HARDY DIAGNOSTICS	1,913.67
PO2501052	MEDLINE INDUSTRIES INC	1,429.89
PO2501055	WIRZ & COMPANY PRINTING INC	5,358.67
PO2501060	CA COMMUNITY COLLEGE EOPS ASSOCIATION	5,250.00
PO2501061	SPIRIT OF TEXAS BBQ LLC	3,262.50
PO2501062	HAMLETT, CYNTHIA	1,348.57
PO2501064	STAPLES BUSINESS ADVANTAGE	1,000.17
PO2501067	R.E. MICHEL COMPANY	39.50
PO2501068	CONSTANT CONTACT INC	2,319.80
PO2501069	JOSE'S MEXICAN FOOD INC	5,626.71
PO2501070	SOUTHERN CALIFORNIA EDISON CO	2,500.00
PO2501071	CALIFORNIA TOOL & WELDING SUPPLY LLC	10,875.00
PO2501072	GRAINGER INC	1,046.64
PO2501073	STAPLES BUSINESS ADVANTAGE	377.33

SAN BERNARDINO COMMUNITY COLLEGE DISTRICT

TO: Board of Trustees

FROM: Dr. Diana Z. Rodriguez, Chancellor

REVIEWED BY: Jose F. Torres, Executive Vice Chancellor

PREPARED BY: Steve J. Sutorus, Executive Director of Business & Fiscal Services

DATE: September 12, 2024

SUBJECT: Quarterly Investment & Deposit Report

RECOMMENDATION

This item is for information only and no action is required.

OVERVIEW

This report is submitted to the Board of Trustees pursuant to Government Code section 53646(b)(1) which states in part: "The treasurer or chief fiscal officer shall render a quarterly report to the chief executive officer, and/or the internal auditor and/or the legislative body of the local agency."

ANALYSIS

The report does not include funds deposited with the County of San Bernardino. Funds deposited with the County are subject to the County of San Bernardino Treasurer's Statement of Investment Policy and are available for review in the San Bernardino Community College District Fiscal Services office.

This report also does not include the General Fund, which is submitted to the Board of Trustees monthly in the information item, General Fund Cash Flow Analysis.

All other funds are managed in accordance with the District Investment Policy. Sufficient funds and projected incomes are available to meet the cash flow and expenditure needs of the District for the next six months.

SBCCD GOALS

4. Ensure Fiscal Accountability/Sustainability

FINANCIAL IMPLICATIONS

There are no financial implications associated with this item.





Quarterly Investment & Deposit Report

Quarter Ending June 30, 2024

[v.8.23.2024.p.1|1]

Account	Amount	Interest	Type	Institution
General Fund				
Clearing Account	\$ 8,541,671.75		Checking	Citizens Business Bank, San Bernardino, CA
Revolving Cash/Flex Fund	\$ 788,261.73		Checking	Citizens Business Bank, San Bernardino, CA
	<u>\$ 9,329,933.48</u>			
Bond Fund	\$ 29,107,230.61		Investment	Bank of New York Mellon, Los Angeles, CA
Enterprise Funds				
Commercial Property Lockbox	\$ 4,756,922.26		Lockbox	Citizens Business Bank, San Bernardino, CA
Commercial Property Disbursing	\$ 403,171.32		Checking	Wells Fargo Bank, San Francisco, CA
Cafeteria	\$ 144,213.03		Checking	Citizens Business Bank, San Bernardino, CA
	<u>\$ 5,304,306.61</u>			
Internal Service Funds				
Workers Comp	\$ 120,000.00	0.10%	Checking	Union Bank, Los Angeles CA
Property & Liability	\$ 50,000.00		Checking	Bank of America, Concord CA
	<u>\$ 170,000.00</u>			
Trust Funds				
Financial Aid	\$ 66,509.15	0.02%	Checking	Citizens Business Bank, San Bernardino CA
Cal Grant Financial Aid	\$ 2,634,721.98	0.02%	Checking	Citizens Business Bank, San Bernardino CA
NDSL/Perkins	\$ 1.17		Checking	Citizens Business Bank, San Bernardino CA
Scholarships	\$ 113,445.44		Checking	Citizens Business Bank, San Bernardino CA
Emergency Loan	\$ 18,668.91		Checking	Citizens Business Bank, San Bernardino CA
ASB, Student Rep Fee & Clubs/Trusts	\$ 745,290.49		Checking	Citizens Business Bank, San Bernardino CA
PERS/STRS Investment Trust	\$ 105,551,753.29		Investment	Public Agency Retirement Services, Newport Beach, CA
OPEB Investment Trust	\$ 10,638,713.69		Investment	Benefit Trust Company
	<u>\$ 119,769,104.12</u>			
Grand Total	<u><u>\$ 163,680,574.82</u></u>			

SAN BERNARDINO COMMUNITY COLLEGE DISTRICT

TO: Board of Trustees

FROM: Dr. Diana Z. Rodriguez, Chancellor

REVIEWED BY: Dr. Diana Z. Rodriguez, Chancellor

PREPARED BY: Kristina Hannon, Vice Chancellor, Human Resources, Payroll, Police Services, and Health and Safety Administration

DATE: September 12, 2024

SUBJECT: Resignations

RECOMMENDATION

This item is for information only. No action necessary.

OVERVIEW

In accordance with Board Policies 2430 and 7350 the Chancellor or designee is authorized by the Board of Trustees to accept the resignation of any employee.

ANALYSIS

The employees on the attached list have submitted in writing their intention to resign.

SBCCD GOALS

1. Eliminate Barriers to Student Access and Success
2. Be a Diverse, Equitable, Inclusive, and Anti-Racist Institution
3. Be a Leader and Partner in Addressing Regional Issues
4. Ensure Fiscal Accountability/Sustainability

FINANCIAL IMPLICATIONS

There are no financial implications associated with this board item.





Resignations

Presented for Information September 12, 2024

[v.8.27.2024.p.2]2

Employee Name	Location Assignment & Department	Years of Service	Last Date of Employment
Bjerke, Jennifer Professor, Geography	SBVC Geography	8	07/31/24
Joaquin, Bryan Campus Safety Specialist	CHC Safety & Risk Management	0.5	08/23/24
Martinez, Vincent Tool Room Specialist	SBVC ToolRoom	2	08/02/24

SAN BERNARDINO COMMUNITY COLLEGE DISTRICT

TO: Board of Trustees

FROM: Dr. Diana Z. Rodriguez, Chancellor

REVIEWED BY: Dr. Diana Z. Rodriguez, Chancellor

PREPARED BY: Dr. Kevin Horan, President, CHC
Dr. Gilbert Contreras, President, SBVC
Kristina Hannon, Vice Chancellor, Human Resources, Payroll, Police Services,
and Health and Safety Administration

DATE: September 12, 2024

SUBJECT: Volunteers

RECOMMENDATION

This item is for information only. No action necessary.

OVERVIEW

Assignments performed by volunteers will not take away responsibilities or duties of regular academic or classified employees.

ANALYSIS

The individuals on the attached list have volunteered their services and acknowledge that they will not receive payment of any kind for services performed.

SBCCD GOALS

1. Eliminate Barriers to Student Access and Success

FINANCIAL IMPLICATIONS

There are no financial implications associated with this board item.





Volunteers

Presented for Information September 12, 2024

[v.8.27.2024.p.2]2]

	Location Assignment	Department	From	To
Bastedo, Vonny*	CHC	Athletics	8/12/2024	06/30/25
Zamudio, Martin*	CHC	Athletics	7/22/2024	06/30/25
Viricel, Anne	DSO	Fiscal Services	9/13/2024	06/30/25
Amber Armijo*	EDCT	Food Distribution	9/2/2024	06/30/25
Anderson, Pamela*	SBVC	KVCR	8/1/2024	06/30/25
Goodwin, Lillian*	SBVC	KVCR	8/1/2024	06/30/25
Jackson, Catherine*	SBVC	KVCR	8/1/2024	06/30/25
Jackson, Joelle*	SBVC	KVCR	8/1/2024	06/30/25
Ward, Jeffery	SBVC	Athletics - Baseball	9/12/2024	06/30/25

*Ratification: Paperwork for these volunteers was submitted after the prior Board deadline.



BOARD OF TRUSTEES REPORT

September 2024



CHC Celebrates the ‘Diamonds’ of its 103rd Paramedic Class During Program Graduation Ceremony



CHC’s 103rd Paramedic Class shined bright during their graduation ceremony on Aug. 9.

Program Director Amanda Ward recognized her “diamonds in the rough” with remarks that encompassed each student’s dedication to the program.

ceremony; remarks by Class Speaker Rudy Beltran and Guest Speaker Skylar Antoncew, also a program alumnus; and the presentation of a class plaque shaped like a diamond that will hang on program walls.

Four scholarships were awarded, including two newly endowed awards presented for the first time. The Wynona Duvall Endowed Scholarship was presented to River Casner and the Dr. Phong Nguyen Paramedic Scholarship was given to Rodolfo “RJ” Gonzalez. The other scholarships were The Beaver Medical Clinical Foundation Paramedic Scholarship to Kyle Wilhite and the Yucaipa Rotary Paramedic Scholarship to Jordon Castin.

Program Director Amanda Ward Ceremony highlights included a pinning

Photo: CHC 103rd Paramedic Class.

CHC Honors Students Continue to Get Invitations to Present Their Original Research

CHC’s Honors students continue to impress with their student research projects. Most recently Dax Serrato, who graduated from CHC in May, and Sam Tuckett, who will graduate in May 2025, were invited to present their research at the Geological Society of America Conference in Anaheim on September 22.

Conference at the University of San Diego. Serrato’s research is a study of harmful algal blooms at Cabrillo Beach. Tuckett’s research encompasses mapping the San Andreas fault in the Cajon Pass. CHC Earth Science Professor Richard Hughes provided guidance to both students. Serrato will study geoscience at UC San Diego in the fall.



Both students presented their research in June at the American Association for the Advancement of Science – Pacific Division

Photo: Sam Tuckett presents research.

How Charis Alexander’s CHC Experience Opened Doors to Med School



Charis Alexander cannot talk about her time at Crafton Hills College without talking about its student clubs.

“Having that grounding and community when everything was shut down [because of the Covid pandemic], they were a big

stress reliever and motivator for me,” said the Beaumont resident. “It was what I needed – self-care by building community through balance, boundaries, and volunteer work.”

Alexander was happy to reflect on her time at Crafton when asked, one that started when she was just 14. She then enrolled in one class to get a leg up on her college requirements and get a taste of college life. Her hard work paid off when she graduated with an associate degree in art history in 2021.

After graduating from Crafton, Alexander transferred to the University of Southern California, where she earned a bachelor’s in neuroscience just a few weeks ago. In the fall, she’ll begin her med school studies through the USC-Caltech MD-PhD Program.

You may wonder how Alexander went from art history to neuroscience to medicine?

“When I first started at Crafton, I was thinking about going into science because

I was very ‘science focused,’” she explained. “But when talking to my counselors, they encouraged me to think of the opportunities available at Crafton and I started thinking about what else I loved doing. That ended up being humanities and history.

“I eventually began studying neuroscience because I liked human behavior, and history provides a different angle of human behavior over time,” Alexander continued. “So, I was able to discover a new side to what I was passion about, and I don’t think I would have been able to do that had I started at a four-year university.”

For those looking to have the kind of success Alexander experienced, her biggest piece of advice is to get invested and get connected.

“Take the opportunity you have with the incredible support system available at Crafton to start something new and to create something new,” she said.

Photo: Charis Alexander.

CHC Respiratory Care Program Receives Distinguished RRT Credentialing Success Award



The Respiratory Care Program at CHC has been recognized by the Commission on Accreditation for Respiratory Care (CoARC) by receiving its Distinguished RRT Credentialing Success Award.

This award highlights CoARC’s ongoing

efforts to highlight the value of the RRT credential as a mark of professional achievement and is based on several key accreditation metrics including three or more years of outcomes data and RRT credentialing success of 90% or above.

“Thank you to our amazing team for all that you do to continue making this program one of the best programs in the state and nation,” said program director Michael Sheahan. “This program is what it is because of your dedication to the students and our profession,” he continued.

CHC’s respiratory care program has for many years been recognized as a top career/technical program in California. Last November a four-member team of CHC respiratory care students won the state championship in the humorously titled “Sputum Bowl” competition and went on to place third overall in the national event.

Photo: Respiratory Program Director and Faculty Co-Chair Michael Sheahan, Grant Program Analyst Veronica Arrowood, Respiratory Co-Chair Danny Rojas.

CHC Honors Students Accepted to Participate in Chautauqua Summer Scholars Program



Four CHC Honors students were accepted into this year's Chautauqua Summer Scholars Program in New York State. This program, funded by Community Compact, Inc., is in the small New York town of Chautauqua, which features 19th century Victorian houses and inviting green spaces.

The mission of the program is "to facilitate opportunities for under-resourced students to acquire the social capital they need to be successful in their future endeavors."

Summer Scholars have accommodation in a large house at the center of the property.

Each day they choose which of the several morning and afternoon lectures to attend. They spend the rest of their days going to their choice of art exhibits, musical and dance performances, poetry readings, a rich variety of classes, and post-lecture dialogs.

Mornings are spent on the front porch having coffee or tea and conversing with people interested in helping them expand their social capital. They also get to meet and talk with lecturers, teachers, authors, and artists.

According to historian David McCullough,

"There's no place like [Chautauqua]. No resort. No spa. It is at once a summer encampment and a small town, a college campus, an arts colony, a music festival, a religious retreat, and the village square."

Selected students attend one of two one-week sessions. Mina Garcia, who graduated from CHC in May, attended the first session in mid-July. She reports that she became close to others in the program in just a few short days. She includes the following evaluation: "It was electric - the love for the town radiated at every event I attended. I was happily enriching my social capital whilst also making lifelong friends (no kidding - I invited all the other Summer Scholars to my wedding)! I was able to make some incredible connections that I know will help me in my field, and I look forward to reaching out and staying in touch with them all - it was a fantastic experience!"

Three other CHC Honors Institute students attended the second session at the end of July: Mikaila Keck, Melanie Bernal, and Brooklyn Child.

Photo: Mikaila Keck far left Melanie Bernal far right with two other attendees at Chautauqua Summer Scholars Program.

CHC Announces New Fire Academy Scholarship in Memory of Longtime Program Supporter, Mentor



Crafton Hills College has announced a new scholarship endowment to support its longtime fire academy, The Chief Ed Kimbrough Memorial Scholarship Fund.

Named after longtime Big Bear Lake Fire Protection District Fire Chief and longtime academy supporter Ed Kimbrough, the scholarship was a long time coming for those who knew him.

"Some of the situations these kids deal with are really, really challenging. So, any help they can get to accomplish their goals is all we want for our young people," shared his widow, Pauline. "When they are inspired to complete a lofty goal like [joining] the

fire service, we want to help make that happen."

Kimbrough found joy in training the next generation of first responders, and his wife, Pauline was proud to give out the first award to Kaia Wilson in Academy I 10.

Scholarships will be awarded to future cadets who embody Kimbrough's whatever-it-takes spirit and attitude. To contribute to the fund, go to www.craftonhills.edu/kimbrough.

Photo: Jim Kimbrough (son), Pauline Kimbrough (widow) and Kaia Wilson (recipient).

CHC Celebrates Scholarship Recipients, Donors at Annual Reception



Crafton Hills College's annual Scholarship Reception on Aug. 8, in the Crafton Center brought together student scholars and donors who funded scholarships. This mid-morning celebration was filled with gratitude from scholarship recipients and pride from donors.

"We know you had to take time out of your work and school schedules and personal lives to be here, and that means a lot to us," said Michelle Riggs, Crafton's director of institutional advancement. "We're all so proud of you."

Riggs knows first-hand the impact of a

scholarships on a student, having been a recipient herself of the Re-entering Students Scholarship during her time as a student at Crafton. Today, she works with the Foundation to establish scholarship opportunities for those students who need a financial boost.

Donors Dwight Tate and Kathy Wright were invited to speak about their friend, Dr. Carla Thornton, an advocate of student success and the founder of Crafton's Veterans Center as well as a retired Air Force master sergeant. Tate and Wright endowed the scholarship created as a legacy after Thornton's death in 2021 at

the age of 42.

"The saddest part of this day is that you don't get to meet Carla, mainly because if you met her, you became friends with her and also immediately became part of her family," Tate recalled. "Her light was extinguished far too soon."

Sabrina Salazar was named this year's Dr. Carla Thornton Scholarship recipient, which she'll use to continue her studies at UCR. The single mom of six lives in Moreno Valley, the same city Dr. Thornton called home and where she served on its city council from 2018 until her passing.

For the 2023-2024 academic year, more than 600 scholarship applications were submitted for consideration to the Crafton Hills College Foundation, which oversees the allocation of monetary donations to deserving students. The nonprofit organization awarded more than \$253,000 in gifts to students in varying amounts and for different performance achievements.

Photo: Psychology Professor Dr. Diane Pfahler with Scholarship Recipients and Family Members.

CHC Recent Graduate Halle Aldrich Awarded Minerva Scholarship



CHC Honors Program 2024 graduate Halle Aldrich was awarded a \$3,000 Minerva Scholarship on July 15.

The Minerva Scholarship program was established in 2015 by Women in California Leadership, a foundation whose purpose is "empowering women and enhancing the lives of women and girls". The program awards up to 108 scholarships each year to women of promise who enroll full-time at an accredited California college or university.

This scholarship is not the only one Aldrich has received. She has also been awarded the \$2,500 Honors Raymond Pryke Achievement Scholarship this year and the Kiwanis Club of Yucaipa Valley's \$1,000

scholarship in 2023.

In addition, as a member of the CHC Honors Institute, she presented her research on pathogens on high-touch surfaces on the CHC campus at the CHC Student Research Conference in Fall 2023 and at the HTCC Conference at UCR in April 2024. She also won the Honors Research Fellow Award in May 2024.

Aldrich graduated from CHC in 2024 with distinction, earning her associate in science degree for transfer in both biology and chemistry. She will begin the next phase of her education at UC Irvine this fall.

Photo: Halle Aldrich.

EDCT



Exciting Progress and Opportunities in the MC3 Program

SBCCD's Economic Development and Corporate Training Division (EDCT) is pleased to announce that out of the twenty-four students who completed the Multi-Craft Core Curriculum (MC3) Program on May 7, 2024, eight have chosen to pursue the Commercial Drivers pathway. This pathway was made possible through a partnership between San Bernardino Community College District- EDCT, San Bernardino Valley College, and Teamsters Local 166. Of the eight participants who enrolled, seven completed the Class A course at San Bernardino Valley College.

The next step in the apprenticeship pathway is for these participants to take the Class A test, obtain their driver's permits, and apply to the Teamsters Local 166 apprenticeship training. EDCT will cover the \$500.00 union initiation fees for those accepted into the apprenticeship program. Additionally, EDCT will provide training stipends to the participants during their training with Teamsters, to remove barriers and help offset living expenses.

To date, two students from the Fall 2023 MC3 cohort have completed the Commercial Drivers Apprenticeship pathway and are now employed as apprentices, earning sustainable wages with benefits, pension, and wage progression. MC3 program administrators are actively collaborating with program partners to develop and refine additional apprenticeship pathways in the Building Trades.





EDCT

SBCCD Powers Up PSG Dover Employees' Presentation Skills

With over a decade of experience, San Bernardino Community College District (SBCCD) remains a regional leader in the State of California's Employment Training Panel program. Since 1982, "the Employment Training Panel (ETP) has remained California's premier program for supporting job creation and retention, through training. ETP is funded by a special tax on California employers and differs from other workforce development organizations whose emphasis is on pre-employment training. ETP fulfills its mission by reimbursing the cost of employer-driven training for incumbent workers and funding the type of training needed by unemployed workers to re-enter the workforce. ETP's program helps to ensure that California businesses will have the skilled workers they need to remain competitive." ETP supports frontline workers, emphasizes priority industries crucial to California's economy, and helps California businesses overcome out-of-state competition.

SBCCD holds a Multiple Employer Contract, serving businesses throughout both the Inland Empire and the entire State of California. SBCCD has an exceptional reputation for serving each company's training needs and ensuring it aligns with the goals, policies, and procedures of ETP.

An recent example of SBCCD's ability to provide specialized employee training occurred July 2024 in Grand Terrace, California, at PSG Dover. PSG Dover is a manufacturer of pumps and fluid transfer technologies with industrial, food & beverage, biotech, pharmaceutical, and medical applications. SBCCD organized an on-site presentation skills training for PSG Dover employees that combined computer and communication techniques to empower the workers to both create effective PowerPoint presentations and impactfully perform them. Renowned Microsoft expert and business skills trainer Myke Munroe of MACRO Development delivered his original training content, titled "Presentation Power-Up", over two days to 19 PSG Dover employees. Topics covered included tables and graphs, creating charts, integrating multimedia, presentation structure, non-verbal communication, public speaking, and storytelling. Trainees received certificates from SBCCD upon completion of the 8-hour training, as well. This is one of many examples of SBCCD's active and innovative workforce development efforts to build our community's economy.

Economic Development & Corporate Training



Logistics Roundtable at EDCT

On July 31, 2024, the Logistics Roundtable brought together 18 esteemed employers and educational leaders to address the evolving needs of the logistics industry and explore how community colleges can bridge the talent gap. The discussion began with a comprehensive definition of logistics, highlighting its role as the process of managing the supply chain—from sourcing items to delivering them to the end destination. This intricate process encompasses top-level management, order processing, distribution, analytics, scheduling, and hands-on operational roles.

Employers such as Amazon shared insights into the industry's projected growth of 5-7% within the next two years. They emphasized the need for innovative strategies to consolidate travel between locations to optimize efficiency. The conversation underscored the necessity for community colleges to focus on embedding Excel proficiency within logistics programs, alongside behavioral strategies to develop well-rounded, adaptable talent.

Educational leaders responded by outlining initiatives to revamp and expand logistics programs. These initiatives include partnerships with industry to provide internships, apprenticeships, and real-world project experiences. The goal is to ensure students are job-ready upon graduation, and equipped with the skills and competencies required to excel in various logistics roles, including advanced data analytics and supply chain management.

The roundtable concluded with a commitment to ongoing collaboration between employers and educational institutions. This partnership aims to continuously align educational offerings with industry needs, fostering a skilled workforce capable of driving the logistics sector forward.





September 2024

Around SBCCD

KVCR HOSTS MEDIA ROUNDTABLE

In conjunction with the Institute of Media Arts and Cal State San Bernardino, KVCR hosted journalists and media outlets from throughout the Inland Empire to discuss best practices and ways to make sure the IE is properly represented.

“THANK-A-THON”

To show gratitude to our valuable PBS and NPR members, KVCR hosted a giveaway of previous pledge items. Books, CDs and DVDs were available for members and Valley College students for free! No donations were required yet some of these generous supporters gave anyway. A big thank you to all the volunteers who helped make the event a success.

“TEEN WEEKS OF FILM” ROUNDS II & III

The California Endowment was so impressed with KVCR’s initial “TEEN WEEKS” program, they funded it for two more seasons! This is an amazing opportunity for students in high school to explore the possibility of a career in Film, Media, or Journalism. The students learn about the opportunities awaiting them at Valley College!

Around the Community

CHINO CHAMBER OF COMMERCE AND ONTARIO BUSINESS COUNCIL TEAM UP

These two groups joined to host a Women’s Conference at the Ontario Convention Center. KVCR Executive Director Connie Leyva delivered the keynote to approximately 500 attendees. Ms. Leyva talked about the challenges women face today, the importance of supporting each other, and being a “happy warrior.”

REDLANDS BOWL

KVCR is happy to have covered the Redlands Bowl for more than a decade! The amazing talent is prominently featured on channel 24! Tune in and enjoy!

KVCR CANDY CHALLENGE

A happy staff is a productive staff! KVCR team members held a candy challenge at the station and wound up with a big bowl of candy. The treats were packed in bags and distributed to students around the campus with wishes for a great semester.

Latest Announcements

WHO WANTS TO BE A STAR? KVCR is looking for alumni from Valley College and Crafton Hills College to help us create interstitials (short commercials) about their experience at either school. If you or someone you know is interested, please contact mbender@sbccd.edu.

Experience KVCR

KVCR - 24.1 - OVER THE AIR

Cable: Frontier FiOS, Spectrum, AT&T U-verse

Satellite: DirecTV, Dish TV

Live Streaming: kvcr.org, PBS App, and mobile

VOD: [PBS Passport](#)

RADIO - 91.9FM

kvcrnews.org, and the KVCR mobile app, NPR One Mobile App and on "Alexa" and "Google" smart speakers

[KVCR Community Calendar](#) for all the latest happenings.

FNX - 24.2 - OVER THE AIR

Cable: Frontier FiOS, Spectrum, AT&T U-verse

Live Streaming: Locality **Nationally:** 30 affiliates broadcasting in 28 states

DESERT CITIES - 24.3 - OVER THE AIR

Cable: Frontier FiOS

CREATE - 24.4
Over the Air



September 2024

Balance Sheet As of 07/31/2024

Estimated Revenues & Expenditures For 1 Month Ended 07/31/2024

Assets	
Cash in County Treasury	2,423,523
Accounts Receivable	11,414
Estimated Revenues Receivable*	65,000
Interfund Receivables	1,140,401
Prepaid Expenses	379,787
Other Assets	33,534
Total Assets	4,053,659
Liabilities	
Accounts Payable	159,504
Interfund Payable	1,908,269
Temporary Loans	1,500,000
Deferred Income	2,468,725
Health and Welfare	20,417
Other Miscellaneous Liabilities	5,086
Total Liabilities	6,062,001
Fund Balance	(2,008,342)

Revenues	
Contributions and Grants	-
Underwriting	-
Contributions, Gifts	-
Rentals and Leases	-
Estimated Revenues*	518,468
Interest Revenue	-
Interfund Transfers In--SBCCD	-
Transfers In--PARS Endowment	-
Total Revenues	518,468
Expenditures	
Classified Salaries	215,095
Employee Benefits	87,728
Books and Supplies	817
Services and Operating Expenditures	147,621
Capital Outlay	-
Total Expenditures	451,261
Revenues Less Expenditures	67,207

*Estimated per YTD activity analysis.

*Estimated per YTD activity analysis.

President's Board of Trustees Report

The President's Monthly Report to the Board of Trustees, Campus & Community

Celebrating 99 Years of Community, Growth & Transformation

September 2024

Fall Enrollment Grows by 6.9%

San Bernardino Valley College is experiencing a remarkable surge in enrollment for Fall 2024, with a noteworthy 6.9% increase, bringing the total number of students to 13,999. This rise marks a significant jump from last year's 13,092 and the 11,219 students enrolled in Fall 2022.

"We are thrilled to welcome so many new and returning students to San Bernardino Valley College," said SBVC President Dr. Gilbert Contreras. "This growth underscores the value students place on our commitment to high-quality education delivered by our dedicated faculty and staff, who prioritize student success."

The college's expanded accessibility is evident this fall, with 652 online sections available this fall, making education more accessible to students both near and far. Nearly 63% of SBVC students are enrolled in at least one online class, while in-person courses are also seeing increased demand. In Spring 2024, 46% of students opted for in-person classes, and for Fall 2024, 4,178 students are enrolled for the first time.

SBVC remains a stronghold for first-generation college students, who represent 49% of the student body. "At SBVC, our faculty and staff are committed to supporting every student in achieving their educational goals," Contreras added. "From creating educational plans to navigating financial aid, we offer comprehensive resources, including the Veteran's Resource Center and the Valley 360 Resource Center, to ensure every member of our community has the support they need to thrive."



GOAL 1: ELIMINATE BARRIERS TO STUDENT ACCESS & SUCCESS.



GOAL 1

ELIMINATE BARRIERS TO STUDENT ACCESS & SUCCESS.



GOAL 2

BE A DIVERSE, EQUITABLE, INCLUSIVE, & ANTI-RACIST INSTITUTION.



GOAL 3

BE A LEADER & PARTNER IN ADDRESSING REGIONAL ISSUES.



GOAL 4

ENSURE FISCAL ACCOUNTABILITY & SUSTAINABILITY.



UPCOMING EVENTS

- Aug 29**
9am Black Infant Health Conference
B-100
- Sep 05**
8am Accreditation Kick Off Meeting
B-100
- Sep 10**
7am Grad Fest
B-100
- Sep 17**
9am Hispanic Heritage Month Opening Event
B-100
- Sep 19**
2pm Rock the Vote
Greek Theater + Lawn
- Sep 23**
7am September Board of Governors Meeting
B-100

More Events:

valleycollege.edu/calendar

Dr. Contreras Kicks Off SBVC's 99th Year with Focus on Community, Growth & Transformation

San Bernardino Valley College (SBVC) ushered in the Fall 2024 semester with a memorable Fall Opening Day event on August 9, marking the conclusion of Convocation Week. This year's event was particularly special as the college community came together to reflect on SBVC's remarkable journey, celebrating 99 years of community, growth, and transformation since its founding in 1926.

Dr. Gilbert Contreras, serving as SBVC's 15th President, opened the event with an inspiring speech that resonated deeply with the audience. In his remarks, Dr. Contreras shared his personal connection to the SBVC community, offering insights into his leadership vision and highlighting the many exciting developments awaiting the college in the coming academic year.

"This year, we celebrate '99 Years of Community, Growth, and Transformation'... That's almost a century of making a profound impact on this community... SBVC is truly a special place because of the people who work here and the people we serve. Our story is one of rich cultural assets and diversity," Dr. Contreras emphasized, setting the tone for a year of reflection and anticipation.

One of the most significant moments of the day was the first-ever land acknowledgment, developed in partnership with the San Manuel Band of Mission Indians. Long-time SBVC employee Angelita Gideon presented this acknowledgment, honoring the indigenous history of the land on which the college stands. The opening ceremony also featured Class of 2023 graduation speaker Daniel Hinojosa leading the audience in the Pledge of Allegiance, followed by a stirring rendition of the national anthem performed by SBVC student Kiara Gomez.

The event's theme, "99 Years of Community, Growth, and Transformation," was further brought to life through a special video presentation. This video took attendees on a journey back to 1926, the year SBVC was founded, showcasing the dramatic changes that both the campus and the world have experienced over the past century. The video served as a powerful reminder of SBVC's enduring legacy and its continuous evolution to meet the needs of its diverse and dynamic community.

As SBVC embarks on its 99th academic year, the Fall Opening Day event set a strong foundation for the year ahead. The college community is united in its commitment to continuing the legacy of excellence, innovation, and inclusivity that has defined SBVC for nearly a century. With a rich history behind it and a promising future ahead, San Bernardino Valley College is poised to make its 99th year one of its most impactful yet.



GOAL 2: BE A DIVERSE, EQUITABLE, INCLUSIVE, & ANTI-RACIST INSTITUTION.

8th Annual Summer Bridge Prepares Students for College Life

The 8th Annual Summer Bridge Program was a resounding success this year, providing incoming Valley-Bound students with a valuable preview of college life. On July 17th, the program culminated with 217 students celebrating the end of their two-week Summer Bridge experience at SBVC.

These students, who were also part of the Valley-Bound Commitment program, engaged in the Orientation to College course. This course offered them a comprehensive introduction to various academic and vocational programs, allowed them to connect with different departments and staff members, and helped them become acquainted with the campus before the Fall semester began.

Jennifer Daniela Valencia, the Substitute Valley Bound Coordinator, noted, "This program has been designed to equip students with the necessary tools for succeeding in any career they pursue. These students receive support during their first year while being encouraged to establish connections and actively contribute to the community."

A memorable moment from this year's program was a reflective activity where students wrote self-affirmations and shared their personal takeaways from the Summer Bridge experience. "The Valley Bound Commitment Program offers equal opportunities and support. It signifies dedication within a supportive community. Students can confidently embark on their college journey, knowing they have the support and connections to thrive academically, regardless of their chosen path."



GOAL 1: ELIMINATE BARRIERS TO STUDENT ACCESS & SUCCESS.



San Bernardino Valley College is committed to helping every student meet their educational goals, with Credit for Prior Learning (CPL) being one tool in its arsenal. This new program is already having an impact, with SBVC ranked eighth in Potential CPL Savings and Preservation of Funds, 20-Year Impact, and College Metrics.

CPL is part of the California MAP (Mapping Articulated Pathways) Initiative, which awards credits to working adults and veterans for skills and knowledge picked up outside of a traditional college classroom. These credits could come from military service and training, receiving industry recognized credentials or taking the College Level Examination Program (CLEP) and College Credit by Examination (DSST) tests.

Students can receive up to 45 units through CPL, allowing them to save money and reach graduation faster. SBVC's CPL program associates have reviewed courses across 79 academic areas, and the CPL database is regularly being updated with qualified classes.

The CPL team spent two years getting the program ready to launch in Spring 2024, collaborating with faculty, counselors, and work force development. Dr. Stephanie Lewis, Dean of Mathematics, Business & Computer Information Technology, applauded several SBVC staffers for being instrumental in the success of CPL, including evaluators Julie Ulloa and Sylvia Romo; Veterans Services Coordinator Jason Alvarez; CPL Counselor/Facilitator Ryan Hogan; Veterans Counselor Deanna Kelly-Silagy; CPL Program Associates Kevin Memminger and Demond Littles; and web developer Matthew Kim.

GOAL 2: BE A DIVERSE, EQUITABLE, INCLUSIVE, & ANTI-RACIST INSTITUTION.

SBVC Welcomes Incoming Centennial Class

On August 6th, San Bernardino Valley College buzzed with excitement as over 250 incoming students, along with their friends and families, participated in Wolverine Welcome. This event was crafted to help new students acclimate to campus life and gain insight into the wealth of resources available to them.

Organized with the intention of making new students feel connected and prepared for their academic journey, Wolverine Welcome featured representation from 50 different departments, divisions, and clubs. Amanda Moody, the Outreach Coordinator, highlighted the event's purpose, stating, "Wolverine Welcome is designed to help our new students feel connected and prepared to start the semester off strong. We're excited to see them shine and make unforgettable memories!"

The event provided a platform for students to engage with various campus resources, ensuring they know where to turn for support throughout their academic careers. Notably, the Art department made a splash with their interactive pottery wheel display, offering a showcase of the creative opportunities available at SBVC.

Specialized workshops were held by EOPS, SAS, and Financial Aid, addressing student needs in critical areas. EOPS was particularly successful, collecting over 20 applications during their workshop and an additional 30 at the resource fair. Similarly, Umoja, an organization dedicated to supporting underrepresented students, garnered over 30 applications at the fair, with many students being accepted on the spot and scheduling counseling appointments immediately.

The Financial Aid department proved invaluable staying after the event to answer students' questions, ensuring everyone received the assistance they needed. The Library also contributed to the day's success by distributing free books, both academic and recreational. This gesture underscored the library's commitment to fostering a love of reading and supporting students' educational endeavors.

SBVC President Dr. Gilbert Contreras was actively involved throughout the event, engaging with both students and staff. His presence underscored the administration's commitment to fostering the success of the entire campus community.



SEPTEMBER 2024 PRESIDENT'S BOARD OF TRUSTEES REPORT

GOAL 1: ELIMINATE BARRIERS TO STUDENT ACCESS & SUCCESS.



Campus Spotlight

Keith Candelaria & Ashley Reamer | Head Athletic Trainers



With Keith Candelaria and Ashley Reamer as co-head athletic trainers, the student-athletes at San Bernardino Valley College are in good hands.

Candelaria and Reamer share similar backgrounds and experiences. Both are from Los Angeles, where they grew up playing sports — Reamer excelled in basketball and softball, while Candelaria was a quadruple threat in football, wrestling, baseball, and swimming. Before coming to SBVC, they worked at community colleges, and knew they wanted to continue down that path.

"I like the fact that I know I'll get to serve people coming from different backgrounds," Reamer said. "People who could have gone D1 but didn't have the grades, people who had the grades but not necessarily the skills to get to D1, or those who use sports as an outlet and to have some camaraderie."



Reamer became curious about athletic training during a basketball game, when she saw a woman taping up a player from the other team. She was interested in medicine but did not like hospitals, and found that athletic training is a "nice segue between sports, which I love, and medicine, so still being able to help and treat people so they can get past their injuries without being in a hospital setting."

While earning her bachelor's degree from Fresno State and master's degree from Chapman University, Reamer began developing her holistic approach to training. She does not just focus on injuries — she also asks the students questions about school, how things are going at home, and what they are eating.

"You see them as elite athletes, and as an elite athlete you need to be mentally sound and physically sound," Reamer said, adding, "My philosophy is yes, let's get you back to your sport, but I want to make sure when you get back you're better than you were you came in here."

Candelaria shares a similar perspective, and said he tries to "approach every person as a human being first. They really don't care what you know until they know that you care." He has found that once it is clear to an injured athlete that "you're invested in them," they open up and "give a better picture of what's really going on. They won't be timid or shy, and you can put together the missing links so you can properly treat them and help to the fullest of your abilities."

He first honed his skills as a firefighter and paramedic, where he spent his days having to quickly assess the needs of people in distress. Candelaria thought about becoming a physical therapist, but didn't like the idea of being inside an office and wanted to work with an active population. "I found athletic training meshed the two together," he said, and returned to school, earning his bachelor's degree from Cal State Fullerton and graduate degree from the University of La Verne.

Every day at SBVC is different, and Candelaria enjoys not just treating student-athletes, but also using their time together to give pep talks, reminding them of the greatness they can achieve after graduating and the importance of never forgetting their roots.

"I tell them this is a stepping stone to what ultimately is going to be success in your life, whether it's in sports or not, and to remember where you came from and try to give back to the community that got you there," he said.



@sbvalleycollege

701 Mount Vernon Avenue, San Bernardino, CA 92410