



San Bernardino Community College District
BOARD FINANCE COMMITTEE
August 10, 2023
2:30 pm-3:30 pm Pacific Time

MEETING AGENDA

August 10, 2023, 2:30 p.m.

*San Bernardino Community College District Boardroom Extension
550 E Hospitality Lane, Suite 200, San Bernardino CA*

I. Welcome & Introductions - Nathan Gonzales, Chair

II. Public Comment

Any member of the public who wishes to address the Committee on any matter is limited to five minutes. The total time for members of the public to speak on the same or a similar issue shall be limited to 20 minutes.

III. Approval of Minutes

June 8, 2023 (page 3)

IV. Current Topics

Bond Measure Construction Update (page 5)

V. Updates (as necessary)

A. State Budget

B. COVID-19 Expenditures (page 29)

C. Enrollment (page 30)

D. PARS Pension Rate Stabilization Trust Snapshot & Statement (page 31)

E. Bond Construction Program Timeline & Org Chart (page 33)

F. Budget Revenue & Expenditure Report (page 35)

G. BOT Current Year Budget to Actual Expenditures (page 38)

H. Quarterly Activity (page 39)

VI. Future Topics

A. BFC Master Planning Action Calendar (page 40)

B. Trustee Suggestions

VII. Next Meeting & Adjournment

A. October Meeting

B. September Meeting

The September Board Finance Committee meeting is scheduled for Thursday, September 14, 2023, 2:30 p.m., in the Boardroom Extension.

C. Adjournment

SBCCD | Mission:

SBCCD positively impacts the lives and careers of our students, the well-being of their families, and the prosperity of our community through excellence in educational and training opportunities.

BFC Charge: The SBCCD BFC exists as a standing, advisory committee comprised of less than a quorum of Board members and is subject to the California Public Meetings Brown Act. The committee is charged with:

- Increasing the efficiency of the Board of Trustees by performing time-consuming research on its behalf regarding all fiscal matters of the District.*
- Improving clarity by providing a platform for detailed questions not conducive to the flow of monthly business meetings.*
- Promoting transparency of the SBCCD budgeting process and fiscal matters through detailed discussion of these topics in an open forum.*
- Fostering an environment of understanding by communicating findings and formulating final recommendations to the Board of Trustees.*



Board of Trustees Finance Committee (BFC)

Meeting Minutes – June 8, 2023, 2:30 p.m.

Members Present: Trustee Gonzales, Chair, and Trustee Harrison

Members Absent: Trustee Houston

Staff Present:

- Executive Vice Chancellor Jose Torres
- Vice Chancellor of Educational & Student Support Services Nohemy Ornelas

I. WELCOME & INTRODUCTIONS

Trustee Gonzales called the meeting to order at 2:30 p.m.

II. PUBLIC COMMENT

There were no public comments.

III. APPROVAL OF MINUTES OF MAY 11, 2023

This item was set aside pending the arrival of Trustee Harrison.

IV. CURRENT TOPICS

PARS (Public Agency Retirement Services)
 Pension Rate Stabilization Program (PRSP) Trust Client Review
 Maureen Toal, PARS Executive Vice President, National Consulting

Trustee Harrison arrived at 2:34 p.m.

Executive Vice Chancellor Torres introduced Maureen Toal and Rachel Sanders to present information on SBCCD's PARS trust account. These funds are for payment of STRS and PERS pension costs. There are currently two different strategies – conservative and fixed income. The Conservative investment strategy has provided SBCCD with its target rate of return of 5%. It is recommended that the District stay with this income strategy.

Trustee Gonzales invited public comment on this topic. Trustee Reyes is concerned with the State of California budget and reappropriation issues.

III. APPROVAL OF MINUTES OF MAY 11, 2023 *(out of order)*

Trustee Harrison made a motion to approve the minutes of May 11, 2023, which Trustee Gonzales seconded. The motion was approved by the following vote.

Ayes: Trustees Gonzales and Harrison

Noes: None

Abstentions: None

Absent: Trustee Houston

V. UPDATES**A. State Budget Update**

Executive Vice Chancellor provided a verbal update on the State budget which contains unprecedented 'take-backs' of 2022-23 deferred maintenance funding (about 54%), and COVID-19 relief block grant funding (about 55%).

The re-appropriation of COVID-19 funds would affect SBCCD's promise to its students of free tuition this summer and the continuation of free books under Books+ through 2023-24. This would cause SBCCD to fund an estimated \$2 million of this commitment from its Commercial Property investment fund instead.

The State budget is likely to change between the May Revision and the final Enacted Budget. In the meantime, SBCCD will advocate vigorously, along with others in the CCC, against these proposed actions.

B. Enrollment

Vice Chancellor Ornelas advised that SBCCD is at 99% of the 12,939 FTES target for 2022-23. The full Board will be receiving an in-depth report on this at its upcoming retreat.

C. PARS Pension Rate Stabilization Trust Snapshot & Statement

BFC members went over the PARS performance numbers.

D. Measure CC Timeline & Org Chart

This was not discussed.

E. Budget Revenue & Expenditure Report

This item was not discussed.

F. BOT Current Year Budget to Actual Expenditures

This item was not discussed.

VI. FUTURE TOPICS**A. BFC Master Planning Action Calendar**

The committee looked at this item to see what is coming up in the next couple months.

B. Trustee Suggestions

There were no suggestions.

VII. NEXT MEETING DATE & ADJOURNMENT

The next meeting of the Board Finance Committee is scheduled for Thursday, July 13, 2023, 2:30 p.m., in the Boardroom Extension. The meeting adjourned at 3:30 p.m.



August 2023 Measure CC Update



MEASURE CC

BUILDING NEW OPPORTUNITIES FOR
OUR STUDENTS & OUR COMMUNITY

Project Status

SBVC

8 Projects In Active Construction
\$58.0M Expended to Date

CHC

6 Projects In Active Construction
\$21.6M Expended to Date

District-wide
\$1.5M Expended to Date

Construction Change Order Status Summary

Campus	Original Contract Amount	Change Orders	New Contract Amount	Change Order % of Program Contracts
CC01-1000 : San Bernardino Valley College	\$231,250,322.88	\$1,299,578.64	\$232,549,901.52	0.56%
CC02-2000 : Crafton Hills College	\$117,622,343.27	\$308,570.98	\$117,930,914.25	0.26%
CC03-3000 : San Bernardino Community College District-wide	\$186,500.17	\$4,812.02	\$191,312.19	2.58%
Total for Change Orders	\$349,059,166.32	\$1,612,961.64	\$350,672,127.96	0.46%

This data is as of 07/07/2023

SBVC TECHNICAL BUILDING REPLACEMENT

Current Project Budget: \$101.1M
State Funding: \$33.7M

Delivery Method:

- ❖ *Design-Bid-Build*

Project Status:

- ❖ *In-Construction; 40% Complete*

Start of Construction:

- ❖ *June 2022*

Anticipated Project Completion:

- ❖ *November 2024*



SBVC

STUDENT SERVICES BUILDING

Current Project Budget: \$104.8M

Delivery Method:

- ❖ *Progressive Design-Build*

Project Status:

- ❖ *In Design Development Phase*

Anticipated Start of Construction:

- ❖ *November 2024*

Anticipated Project Completion:

- ❖ *November 2026*



SBVC CAREER PATHWAYS 2 BUILDING

Current Project Budget: \$86.7M

Delivery Method:

- ❖ *Design-Bid-Build*

Project Status:

- ❖ *In-Design*

Start of Construction:

- ❖ *TBD*

Anticipated Project Completion:

- ❖ *TBD*

AERONAUTICS BUILDING



ALLIED HEALTH BUILDING



SBVC SOFTBALL FIELD

Current Project Budget: \$6.3M

Delivery Method:

- ❖ *Design-Bid-Build*

Project Status:

- ❖ *In-Construction; 80% Complete*

Start of Construction:

- ❖ *January 2022*

Anticipated Project Completion:

- ❖ *TBD*



SBVC INFRASTRUCTURE PROJECTS

CONSTRUCTION PROJECTS – IN CONSTRUCTION / DESIGN

- **SBVC HLS/PS Fume Hood Upgrades, \$2.9M**
 - *In-Construction; 65% Complete*
- **SBVC Utility Upgrades Project, \$0.5M**
 - *In Construction; 95% Complete*
- **SBVC Planetarium Mechanical Upgrades, \$1.4M**
 - *In Construction; 25% Complete*
- **SBVC East Wing Mechanical Upgrades, \$9.1M**
 - *In Construction; 45% Complete*
- **SBVC Campus Perimeter Fencing: \$1.4M; In-Construction; 0%**
- **SBVC EV Charging Stations: \$0.5M; In-Design**
- **SBVC Business Quad Site Improvements: \$3.5M; In-Design**
- **SBVC Security Upgrades: \$4.2M; Master-Planning**

PS|HLS Fume Hood Upgrades



East Wing Mechanical Upgrades



SBVC

INFRASTRUCTURE PROJECTS

CONSTRUCTION PROJECTS - COMPLETE

- **SBVC Campus Roof Replacements:** *\$1.8M; Complete*
- **SBVC Gym Lobby Flooring:**
\$0.6M; Complete
- **SBVC Fiber Optic Testing & Termination:**
\$0.1M; Complete
- **SBVC Planetarium Lobby Flooring R&R:**
\$0.03M; Complete
- **SBVC M&O Warehouse Structural Improvements:**
\$0.1M; Complete

Gym Lobby Terrazzo Flooring



SBVC

UPCOMING PROJECTS '23-26

- SBVC Administration & Campus Center Repurposing
- SBVC HLS/PS Repurposing
- SBVC M&O Repurposing
- SBVC Parking Lot Improvements
- SBVC Campus-Wide Xeriscaping
- SBVC Irrigation Controller Replacement
- SBVC Solar Implementation
- SBVC Misc. Infrastructure Projects
- SBVC East Wing Mechanical Upgrades Phase II



CHC

BLDG 17 PERFORMING ARTS CENTER

Current Project Budget: \$54.5M
State Funding: \$7.2M

Delivery Method:

- ❖ *Design-Bid-Build*

Project Status:

- ❖ *In Construction*

Start of Construction:

- ❖ *May 2023*

Anticipated Project Completion:

- ❖ *April 2025*



CHC

BLDG 20 PUBLIC SAFETY TRAINING CENTER

Current Project Budget: \$12.9M

Delivery Method:

❖ *Design-Build*

Project Status:

❖ *In Construction*

Start of Construction:

❖ *December 2022*

Anticipated Project Completion:

❖ *December 2023*



CHC

BLDG 11 CENTRAL COMPLEX 2 RENOVATION

Current Project Budget: \$13.4M

Delivery Method:

- ❖ *Design-Build*

Project Status:

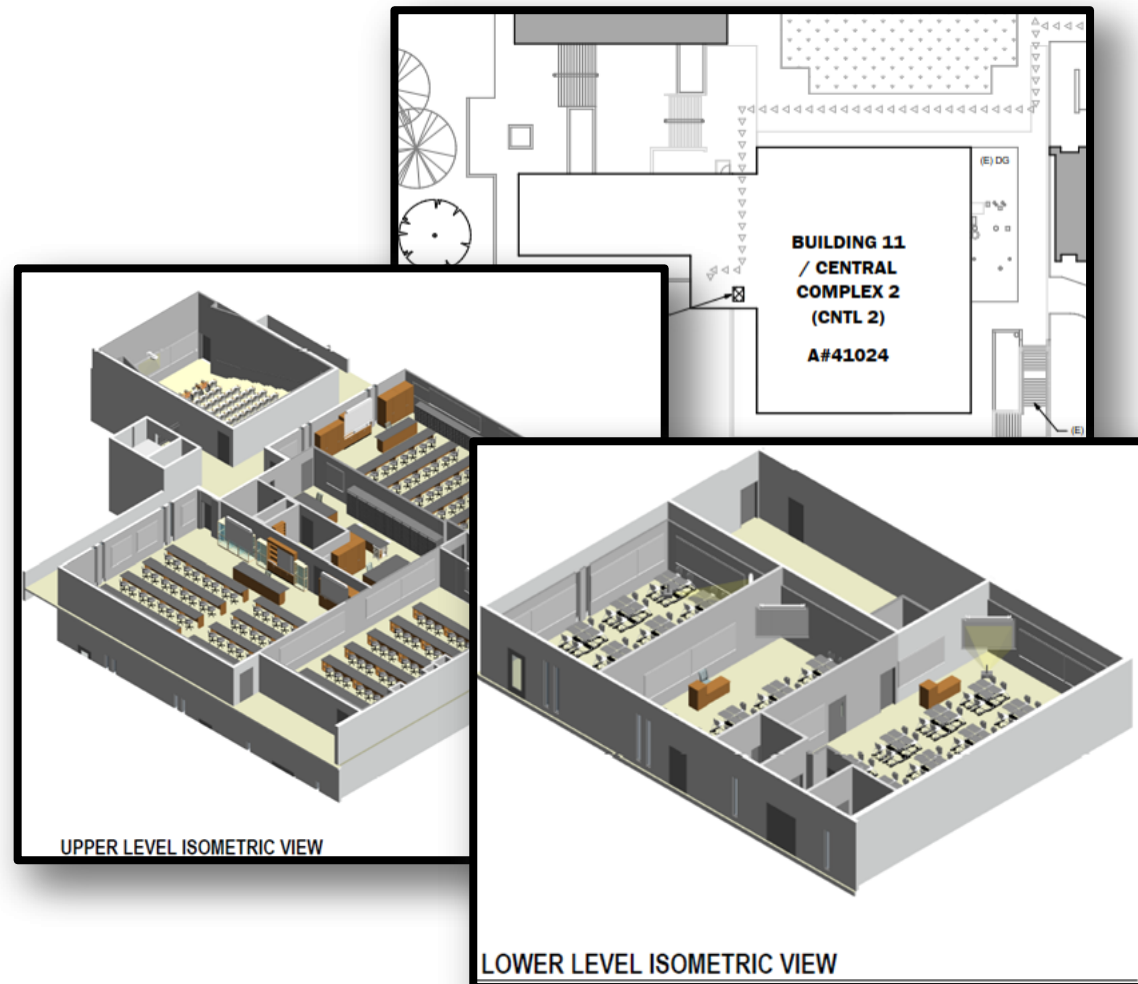
- ❖ *In Construction*

Start of Construction:

- ❖ *Currently in procurement phase*
- ❖ *On-site construction: January 2024*

Anticipated Project Completion:

- ❖ *August 2024*



CHC

BLDG 2 CHILD DEVELOPMENT CENTER

Current Project Budget: \$3.8M

Delivery Method:

❖ *Design-Bid-Build*

Project Status:

❖ *In Construction (Phase 2)*

Start of Construction:

❖ *April 2022*

Anticipated Project Completion:

❖ *August 2023*



CHC

BLDG 9 INSTRUCTIONAL BUILDING

Current Project Budget: \$54.3M

Delivery Method:

- ❖ *Progressive Design-Build*

Project Status:


- ❖ *In Design (Schematic Design Phase)*

Start of Construction:

- ❖ *June 2025*

Anticipated Project Completion:

- ❖ *July 2027*



CHC

BLDG 3 CRAFTON HALL RENOVATION

Current Project Budget: \$4.2M

Delivery Method:

- ❖ *Design-Bid-Build*

Project Status:

- ❖ *DSA Review*

Start of Construction:

- ❖ *December 2023*

Anticipated Project Completion:

- ❖ *August 2024*



CHC

BLDG 7 STUDENT SUPPORT BUILDING

Current Project Budget: \$2.2M

Delivery Method:

- ❖ *Design-Bid-Build*

Project Status:

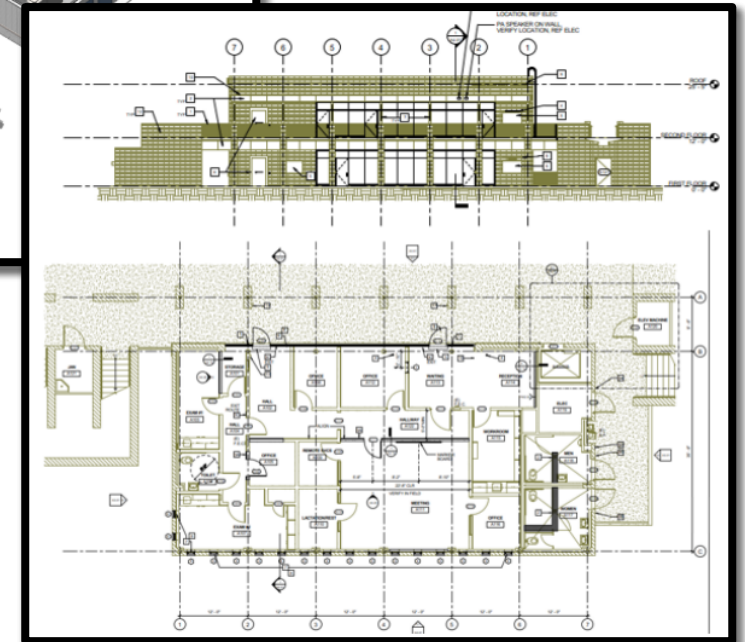
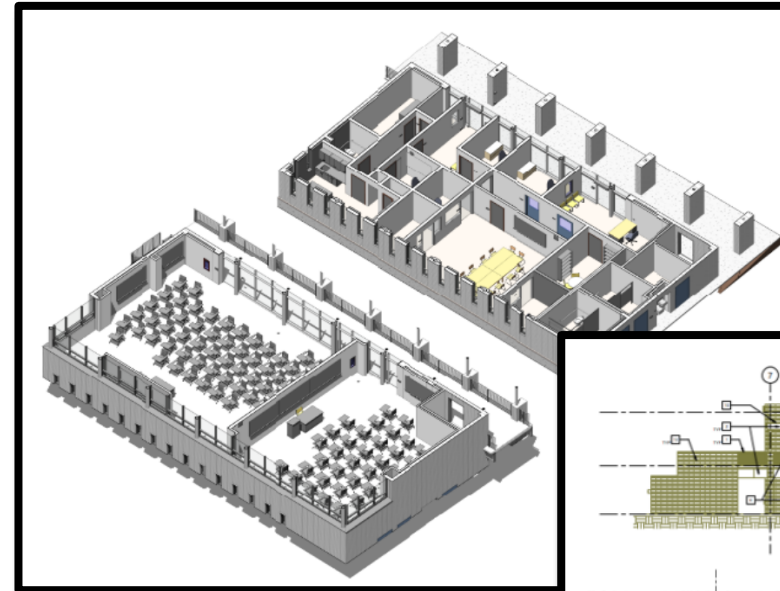
- ❖ *On Hold*

Start of Construction:

- ❖ *July 2025*

Anticipated Project Completion:

- ❖ *Jan 2026*



CHC

INFRASTRUCTURE PROJECTS

CONSTRUCTION PROJECTS – IN CONSTRUCTION / DESIGN

- **CHC Accessibility & Site Improvements Phase 1:**
\$1.2M; In Closeout
- **CHC Accessibility & Site Improvements Phase 2:**
\$1.0M; In Bidding
- **CHC Solar PV:** *\$8.1M; DSA-Approved, In Procurement*
- **CHC Replacement of Existing Cooling Towers:**
\$313K; In Construction
- **CHC Security Upgrades:** *\$2.7M; In Master Planning*
- **CHC BL 10 Third Floor Corridor Upgrades:**
\$100K; On Hold



CHC

INFRASTRUCTURE PROJECTS

CONSTRUCTION PROJECTS –COMPLETE


- **CHC Irrigation Upgrades:** *\$500K; Complete*
- **CHC LRC Generator & Equipment Upgrades:** *\$900K; Complete*
- **CHC BL 6 CCR MPR Acoustical Improvements:** *\$100K; Complete*



CHC

UPCOMING PROJECTS '23-26

- CHC Campus Wide Wayfinding & Signage
- CHC Facilities Master Plan Addendum
- CHC Campus Building Roofing
- CHC New Metering
- CHC New Gas Sub Metering





Sustainability



MEASURE CC

BUILDING NEW OPPORTUNITIES FOR
OUR STUDENTS & OUR COMMUNITY

SBVC

SUSTAINABILITY

New Buildings

- Technical Building (CP1) – LEED Platinum
- Student Services Building (SSB) – Targeting LEED Platinum, ENV
- New Career Pathways 2 Building (CP2) – Targeting LEED Platinum, ENV

Major Renovations

- East Wing Mechanical Improvements (EWMI) – Operational Sustainability*
- New Softball Field – Operational Sustainability*

Equipment Replacement

- PS/HLS Fume Hood Upgrades – Operational Sustainability*
- Planetarium HVAC Replacement – Operational Sustainability*
- Utility Upgrades / Waterline Upgrades – Operational Sustainability*

Campus / Site Improvements

- Landscape Master Plan – Operational Sustainability*
- Business Quad Development – Operational Sustainability*
- EV Charging Stations

*Includes HVAC system upgrades, lighting improvements, convert to electric equipment, sustainable landscaping, drip irrigation, and tankless water heaters to reduce water waste



CHC SUSTAINABILITY

New Buildings

- New Performing Arts Center (PAC) - LEED Platinum & LEED Zero
- New Instructional Building (IB) – Targeting LEED Platinum

Major Renovations

- Child Development Center – Operational Sustainability*
- Crafton Hall Renovation – Operational Sustainability*
- Central Complex 2 – Operational Sustainability*


Equipment Replacement

- Cooling Tower Replacement – Operational Sustainability*

Campus / Site Improvements

- Life-cycle cost analysis (LCCA)
- Solar Project, Battery Energy Storage System (BESS)
- (Tesla Megapack 858kVA/770.1kW/3080.4kWh)
- Campuswide Metering & Accessibility Improvements

**Includes HVAC system upgrades, lighting improvements, convert to electric equipment, sustainable landscaping & tankless water heaters to reduce water waste*



Carbon Mitigation



Energy



Water



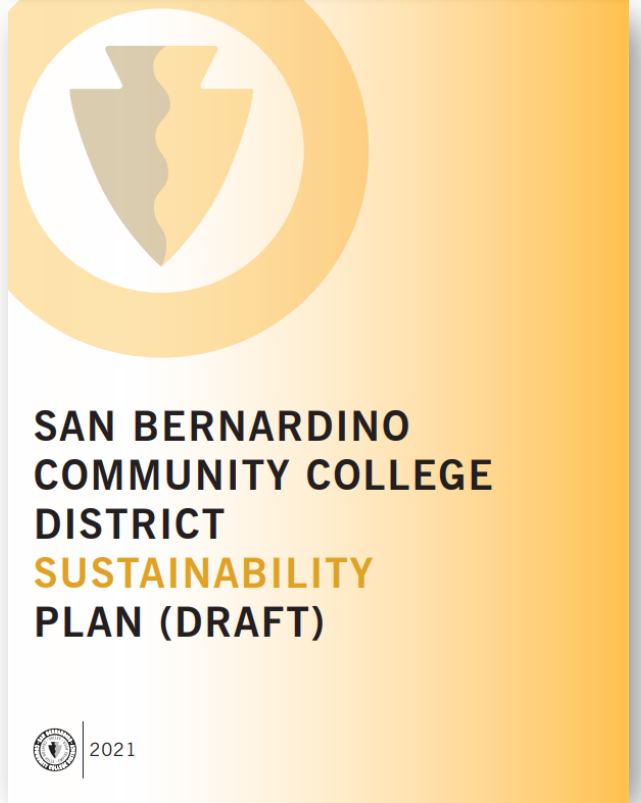
Transportation



Materials



Ongoing Engagement and Transparency



A Sustainable and Zero-Net-Energy College Campus



THANK YOU!

COVID-19 EXPENSE TRACKING
 As of 06/30/2023

BLOCK GRANT (FY2020/FY2021)	FEDERAL	STATE	TOTAL	DEADLINE
Institutional	747,396	917,438	1,664,834	12/31/2020

CARES (HEERF I) FUNDING BY SITE (FY 2020)	SBVC	CHC	TOTAL	DEADLINE
Students	3,366,282	966,965	4,333,247	
Institutional	<u>3,366,281</u>	<u>966,965</u>	<u>4,333,246</u>	6/30/2023
	6,732,563	1,933,930	8,666,493	

CRRSAA (HEERF II) FUNDING BY SITE (JAN 2021)	SBVC	CHC	TOTAL	DEADLINE
Students	3,366,282	966,965	4,333,247	
Institutional	<u>10,891,527</u>	<u>3,182,289</u>	<u>14,073,816</u>	6/30/2023
	14,257,809	4,149,254	18,407,063	

AMERICAN RESCUE PLAN (HEERF III) FUNDING BY SITE (MAR 2021)	SBVC	CHC	TOTAL	DEADLINE
Students	12,777,872	3,688,728	16,466,600	
Institutional	<u>12,179,981</u>	<u>3,582,272</u>	<u>15,762,253</u>	6/30/2023
	24,957,853	7,271,000	32,228,853	

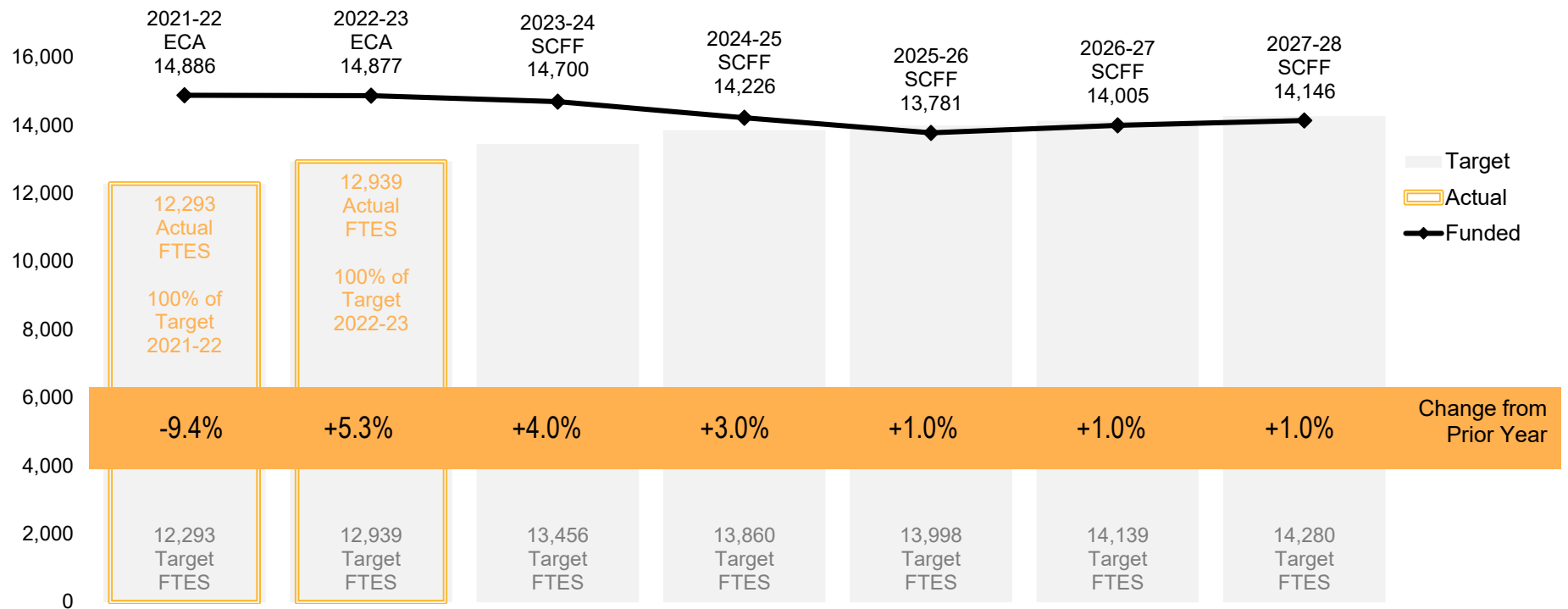
IMMEDIATE ACTION PLAN	SBVC	CHC	TOTAL	DEADLINE
	1,185,297	523,116	1,708,413	TBD

COMBINED FUNDING (Students)	TOTAL	SPENT	REMAINING	DEADLINE
COVID-19 Block Grant--Federal and State	-	-	-	12/31/2020
CARES ACT (HEERF I)	4,333,247	4,333,247	-	6/30/2023
CRRSSA (HEERF II)	4,333,247	4,333,247	-	6/30/2023
AMERICA RESCUE PLAN (HEERF III)	16,466,600	16,466,600	-	6/30/2023
IMMEDIATE ACTION PLAN	<u>1,708,413</u>	<u>1,708,413</u>	-	TBD
	26,841,507	26,841,507	-	

COMBINED FUNDING (Institutional)	TOTAL	SPENT	REMAINING	DEADLINE
COVID-19 Block Grant--Federal and State	1,664,834	1,664,834	-	12/31/2020
CARES ACT (HEERF I)	4,333,246	4,333,246	-	6/30/2023
CRRSSA (HEERF II)	14,073,816	14,073,816	-	6/30/2023
AMERICA RESCUE PLAN (HEERF III)	<u>15,762,253</u>	<u>15,762,253</u>	<u>0</u>	6/30/2023
TOTAL	35,834,149	35,834,149	0	

COMBINED FUNDING	TOTAL	SPENT	REMAINING	DEADLINE
	62,675,656	62,675,656	0	

Enrollment as of June 30, 2023



SAN BERNARDINO COMMUNITY COLLEGE DISTRICT
PARS Pension Rate Stabilization Trust Snapshot | June 30, 2023

	Principal	Current Balance	Principal Excess/(Deficit)	Distributions	Expenses	Total Gains/(Losses) Net of Expenses
General Fund	46,000,000	48,310,252	2,310,252	8,200,000	480,729	10,029,523
SBVC	5,000,000	4,634,269	-365,731	1,535,000	44,816	1,124,454
CHC	2,700,000	2,849,144	149,144	130,000	18,754	260,390
DSO	3,000,000	2,869,316	-130,684	0	7,008	-137,692
KVCR \$15M	15,000,000	15,884,251	884,251	0	14,854	869,397
KVCR	21,000,000	21,362,778	362,778	4,200,000	194,881	4,367,897
MAE	7,040,000	7,406,978	366,978	684,946	54,417	997,508
TOTAL	99,740,000	103,316,989	3,576,989	14,749,946	815,458	17,511,477

Account Notes

- GF includes \$5 million contribution from General Fund invested prior to FCC Auction Proceeds as Board approved 11/10/2016. Principal investment has been adjusted to show \$3 million transfer from GF as DSO principal as Board approved 3/10/2022.
- SBVC, CHC, and DSO contain funds fully allocated to the various sites by the Board of Trustees on 4/26/2018.
- MAE refers to overarching Media Academy Endowment, which is comprised of SBVC's Institute of Media Arts and CHC's Digital Media program. Principal investment has been adjusted to show \$1,960 million transfer out and not distribution per Board 9/10/2020 approval.
- KVCR \$15 million State grant funds subject to Guiding Principles adopted 11/10/2022.





SAN BERNARDINO COMMUNITY COLLEGE DISTRICT
PARS Post-Employment Benefits Trust

Account Report for the Period
6/1/2023 to 6/30/2023

Jose Torres
 Executive Vice Chancellor
 San Bernardino Community College District
 550 E. Hospitality Lane
 San Bernardino, CA 92408

Account Summary

Source	Balance as of 6/1/2023	Contributions	Earnings	Expenses	Distributions	Transfers	Balance as of 6/30/2023
PENSION - GF	\$47,297,131.78	\$0.00	\$1,019,786.12	\$6,665.78	\$0.00	\$0.00	\$48,310,252.12
KVCR \$15 Million State	\$15,551,140.73	\$0.00	\$335,302.32	\$2,191.67	\$0.00	\$0.00	\$15,884,251.38
PENSION - SBVC	\$4,537,083.58	\$0.00	\$97,825.28	\$639.43	\$0.00	\$0.00	\$4,634,269.43
PENSION - KVCR	\$20,914,776.77	\$0.00	\$450,949.11	\$2,947.59	\$0.00	\$0.00	\$21,362,778.29
PENSION - MAE	\$7,251,645.43	\$0.00	\$156,354.68	\$1,022.00	\$0.00	\$0.00	\$7,406,978.11
PENSION - CHC	\$2,789,394.06	\$0.00	\$60,142.88	\$393.12	\$0.00	\$0.00	\$2,849,143.82
PENSION-DSO	\$2,809,143.04	\$0.00	\$60,568.69	\$395.90	\$0.00	\$0.00	\$2,869,315.83
Totals	\$101,150,315.39	\$0.00	\$2,180,929.08	\$14,255.49	\$0.00	\$0.00	\$103,316,988.98

Investment Selection

Source	Investment Selection
PENSION	Vanguard Conservative Strategy

Investment Objective

Source	Investment Objective
PENSION	The Conservative Portfolio invests in Vanguard mutual funds using an asset allocation strategy designed for investors seeking both current income and low to moderate capital appreciation.

Investment Return

Source	1-Month	3-Months	1-Year	Annualized Return			Plan's Inception Date
				3-Years	5-Years	10-Years	
PENSION - GF	2.16%	1.97%	5.91%	2.49%	4.23%	-	6/22/2018
KVCR \$15 Million State	2.16%	1.97%	-	-	-	-	12/20/2022
PENSION - SBVC	2.16%	1.97%	5.91%	2.49%	4.23%	-	6/22/2018
PENSION - KVCR	2.16%	1.97%	5.94%	2.49%	4.23%	-	6/22/2018
PENSION - MAE	2.16%	1.97%	5.91%	2.48%	-	-	9/23/2019
PENSION - CHC	2.16%	1.97%	5.91%	2.49%	-	-	11/1/2019
PENSION-DSO	2.16%	1.97%	5.91%	-	-	-	3/16/2022

Information as provided by US Bank, Trustee for PARS; Not FDIC Insured; No Bank Guarantee; May Lose Value

Past performance does not guarantee future results. Performance returns may not reflect the deduction of applicable fees, which could reduce returns. Information is deemed reliable but may be subject to change. Investment Return: Annualized rate of return is the return on an investment over a period other than one year multiplied or divided to give a comparable one-year return. Account balances are inclusive of Trust Administration, Trustee and Investment Management fees



MEASURE CC

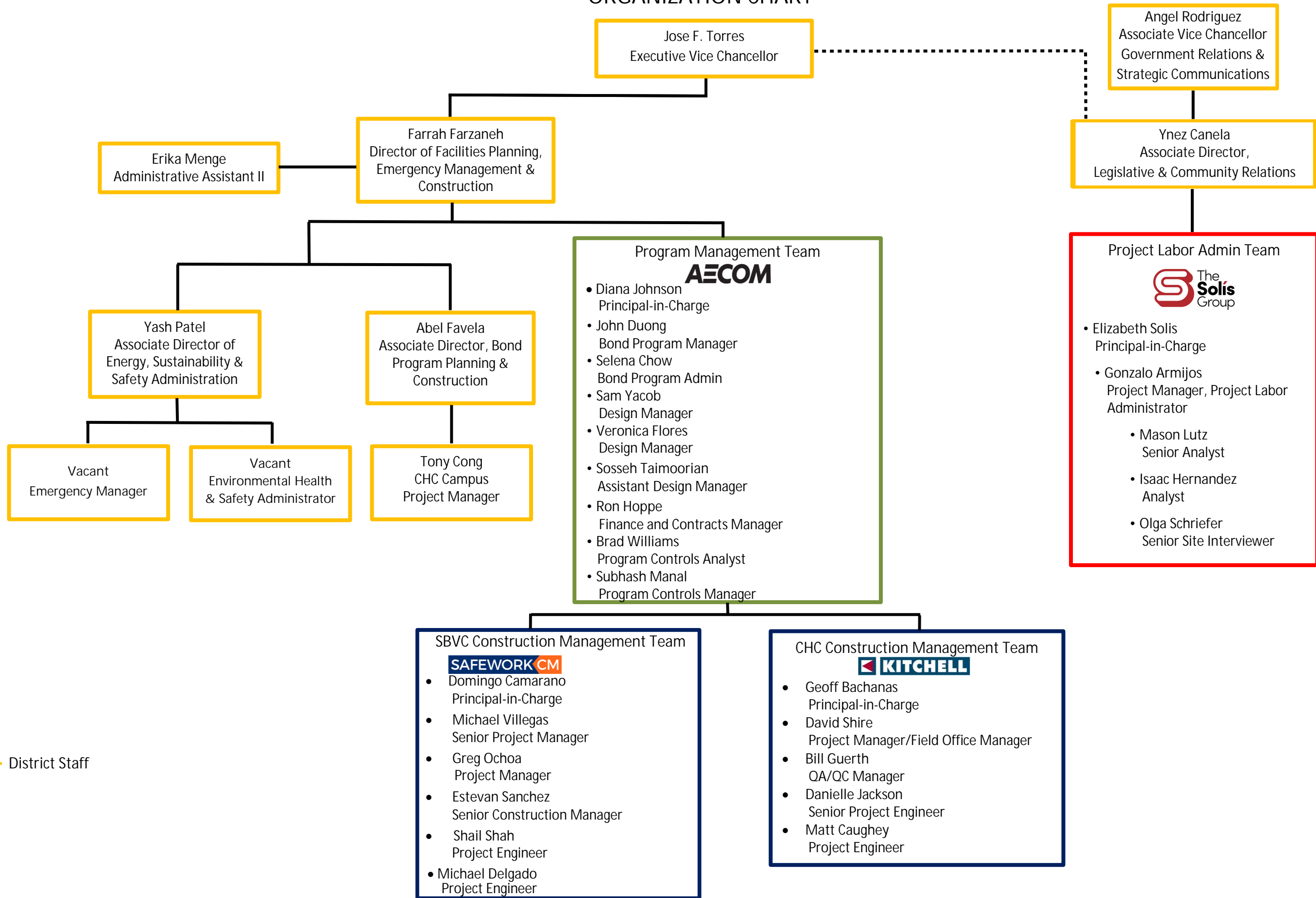
BUILDING NEW OPPORTUNITIES FOR
OUR STUDENTS & OUR COMMUNITY

PROJECT TIMELINE

April 2023 - June 2023	Completion Date	July 2023 - September 2023	Completion Date
✓ Award CHC PSTC Fire Engine—Class 5	4/13/2023	Award SBVC CWI Perimeter Fencing, Inspector of Record	7/3/2023
✓ Award CHC CWI Solar PV, Special Inspections & Material Testing Services	4/17/2023	Award CHC CWI Campus Accessibility & Site Improvements - Phase 2, Inspector of Record	Aug 2023
✓ Award SBVC CWI Planetarium HVAC Replacement, Inspector of Record	4/17/2023	Award CHC CWI Campus Accessibility & Site Improvements - Phase 2, Special Inspections & Material Testing Services	Aug 2023
✓ Award CHC CWI Replacement of Existing Cooling Towers, General Contractor	4/25/2023	Award CHC CWI Replacement of Existing Cooling Towers, Inspector of Record	Aug 2023
✓ Award SBVC CWI Perimeter Fencing, General Contractor	5/4/2023	Award CHC CWI Replacement of Existing Cooling Towers, Special Inspections & Material Testing Services	Aug 2023
✓ Award CHC New Performing Arts Center, General Contractor	5/8/2023	Award SBVC CWI Biology Garden Expansion, Inspector of Record	Aug 2023
		Award SBVC CWI Biology Garden Expansion, Special Inspections & Material Testing Services	Aug 2023
		Award CHC Central Complex 2 Renovation, Inspector of Record	Sep 2023
		Award CHC Central Complex 2 Renovation, Special Inspections & Material Testing Services	Sep 2023
		Award CHC Crafton Hall Renovation, Inspector of Record	Sep 2023
		Award CHC Crafton Hall Renovation, Special Inspections & Material Testing Services	Sep 2023
		Award CHC CWI Campus Accessibility & Site Improvements - Phase 2, General Contractor	Sep 2023
		Award SBVC CWI Biology Garden Expansion, General Contractor	Sep 2023



ORGANIZATION CHART



— District Staff

SAN BERNARDINO COMMUNITY COLLEGE DISTRICT

TO: Board of Trustees

FROM: Diana Z. Rodriguez, Chancellor

REVIEWED BY: Jose F. Torres, Executive Vice Chancellor

PREPARED BY: Lawrence P. Strong, Director of Fiscal Services

DATE: August 10, 2023

SUBJECT: Budget Revenue & Expenditure Summary

RECOMMENDATION

This item is for information only and no action is required.

OVERVIEW

While year-to-date revenue and/or expenditure percentages often vary from the percentage of fiscal year elapsed, all funds are expected to remain within the 2023-24 budget unless otherwise noted here. For explanations of any significant variances in year-to-date revenues/expenditures from fiscal year elapsed, please see the attached summary.

ANALYSIS

The attached Revenue and Expenditure Summary reflects activity for the 2023-24 fiscal year through July 18, 2023. As of that date, SBCCD was 4.9% through the fiscal year and had spent and/or encumbered approximately 4.4% of its budgeted unrestricted general fund.

SBCCD GOALS

4. Ensure Fiscal Accountability/Sustainability

FINANCIAL IMPLICATIONS

This analysis is an important tool for the Board of Trustees to track SBCCD revenue and expenditures across all funds.





Budget Revenue & Expenditure Summary

Year to Date 7/18/23

[v.7.20.2023.p.1|2]

4.9% of Fiscal Year Elapsed

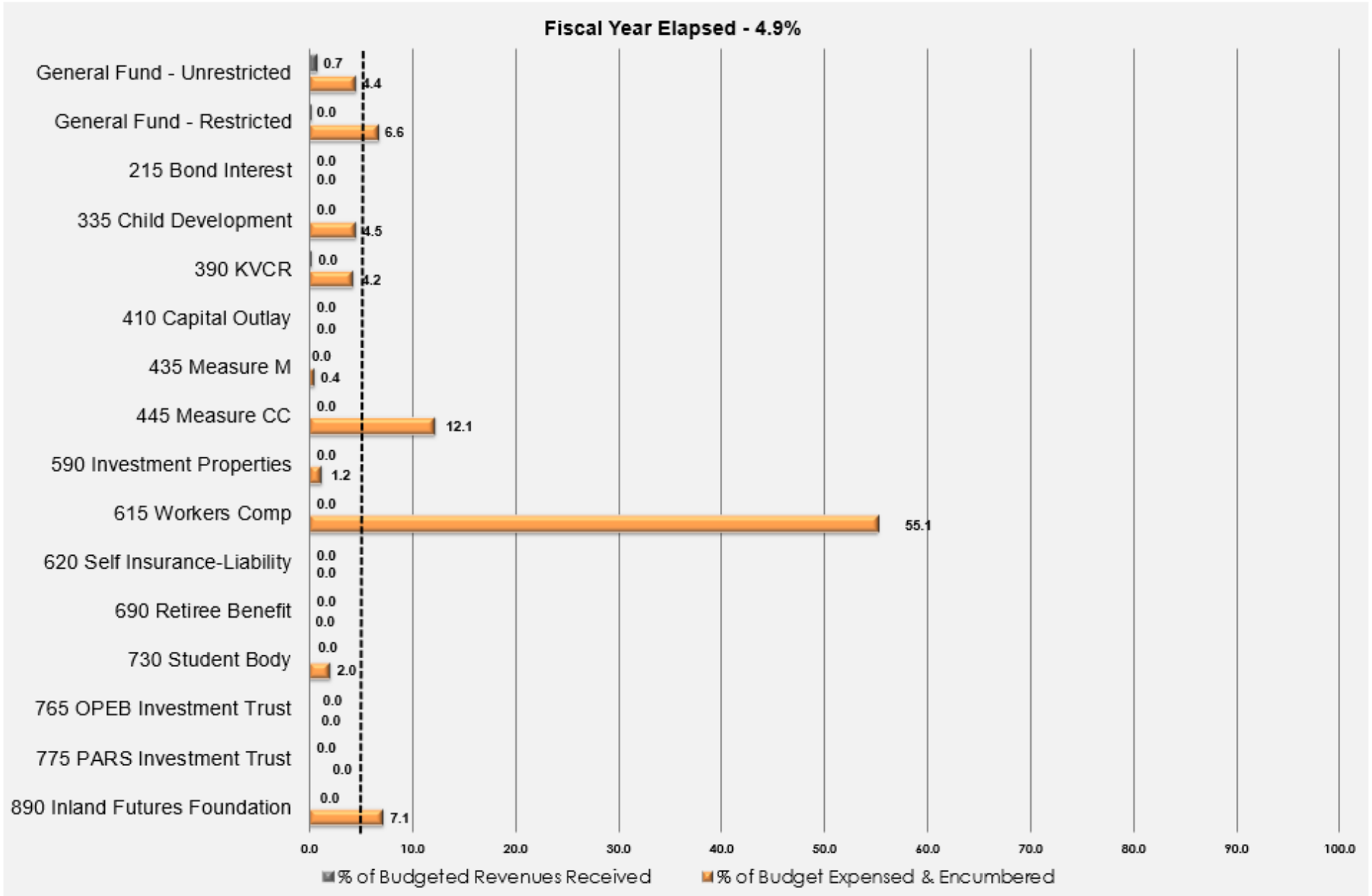
FUND	REVENUES			EXPENDITURES			COMMENTS
	Budget	Received YTD		Budget	Expensed/ Encumbered YTD		
110 General Fund - Unrestricted	138,840,821	924,541	0.7%	138,774,469	6,120,237	4.4%	Expenditures are consistent with the needs of the fund given the current climate.
125 General Fund - Restricted	111,369,336	7,163	0.0%	111,369,337	7,355,171	6.6%	
215 Bond Interest & Redemption	58,000,000	-	0.0%	58,000,000	-	0.0%	
335 Child Development	5,065,998	-	0.0%	5,065,997	226,849	4.5%	
390 KVCR	8,638,449	979	0.0%	8,638,449	365,234	4.2%	
410 Capital Outlay	13,437,251	-	0.0%	14,615,412	-	0.0%	
435 Measure M	450,000	-	0.0%	19,714,856	76,546	0.4%	
445 Measure CC	4,500,000	-	0.0%	309,895,696	37,349,461	12.1%	Purchase order covering expenses for the entire fiscal year are created early in the year.
590 Investment Properties	3,844,231	-	0.0%	3,032,857	35,000	1.2%	
615 Workers Compensation	2,444,920	-	0.0%	2,870,000	1,582,706	55.1%	Purchase order covering expenses for the entire fiscal year are created early in the year.
620 Self Insurance-Liability	800,000	-	0.0%	1,250,000	-	0.0%	
690 Retiree Benefit	387,700	-	0.0%	387,700	-	0.0%	
730 Student Body Center Fee	252,785	-	0.0%	252,785	5,000	2.0%	
765 OPEB Trust	1,000,000	-	0.0%	82,000	-	0.0%	
775 PARS Trust	5,050,000	-	0.0%	3,100,000	-	0.0%	
890 Inland Futures Foundation	1,395,791	-	0.0%	1,395,791	99,671	7.1%	
Total (All Funds)	355,477,282	932,683	0.3%	678,445,349	53,215,875	7.8%	



Budget Revenue & Expenditure Summary

Year to Date 7/18/23

[v.7.20.2023.p.2]2



SAN BERNARDINO COMMUNITY COLLEGE DISTRICT

Program Summary: Board of Trustees - As of 07/31/23

Percentage of Year Expired: 8.5%

②

①

① ÷ 2

Object #	Description	2024 Budget	2024		Total 2023 Actuals + Encumb.	% of Budget Used	Notes
			Actuals YTD 07/31/23	Encumb.			
200000	Board Of Trustees Stipends	36,000	-	-	-	0%	
	Total 2000's Classified Salaries	36,000	-	-	-	0%	
300000	Employee Benefits	128,121	-	-	-	0%	
	Total 3000's Employee Benefits	128,121	-	-	-	0%	
450000	Noninstructional Supplies	2,000	-	1,000	1,000	50%	
456000	Commencement Supplies	1,200	-	-	-	0%	
475000	Meals & Refreshments	13,000	-	10,000	10,000	77%	
	Total 4000's Supplies & Materials	16,200	-	11,000	11,000	68%	
511300	Consultant & Other Services	15,000	1,900	-	1,900	13%	Retreats, training facilitator
520000	Travel & Conference Expenses	45,000	-	40,000	40,000	89%	
531000	Dues And Membership	12,000	7,898	-	7,898	66%	ACCT, CCLC, CALCCTA
554000	Telephone	1,000	-	960	960	96%	
561000	Rentals	1,000	-	-	-	0%	
581800	Student Travel	2,500	-	-	-	0%	Student trustee conference attendance
	Total 5000's Other Expenses	76,500	9,798	40,960	50,758	66%	
	Total Expenditures:	256,821	9,798	51,960	61,758	24%	



Board Finance Committee Quarterly Activity Report

April 2023	May 2023	June 2023
------------	----------	-----------

- Experienced SBCCD’s newest tool in tracking and modeling FTES. Dr. Christopher Crew demonstrated the FTES Dashboard. Its purpose is to provide real time information on SBCCD’s status of enrollment and FTES.
- Discussed SBCCD Enrollment which was currently at about 93% of the 2022-23 target.
- Heard from E&SSS about the Districtwide Enrollment Management Subcommittee and various explorations underway to increase enrollment, including hosting a bilingual parent night and creating more CCAP agreements with local high schools, among others.
- Heard from Trustee Houston about Local Control Accountability Programs and how SBCCD might connect with local districts to facilitate more enrollment for SBCCD while helping the K-12 schools to move certain LCAP outcomes.

- Received an in-depth presentation from SBCSS Director of LCAP Support & Advisory Services Karen Strong on Local Control Accountability Plans, which she described as the three-year “story” developed by local education agencies to share how, what, and why program services are selected to meet local needs. The plan describes the goals, actions, services, and expenditures that support student outcomes in line with State and local priorities. Possible ways SBCCD might partner in this collaborative approach and “connect the dots” to promote improved outcomes include dual enrollment, A-G coursework, CTE Pathways, and Broad course of study.
- Learned that SBVC and CHC launched their California Virtual Campus programs, which is a huge milestone. SBCCD colleges were 34th and 35th in the State to complete this process, undertaken as part of the Emergency Conditions Allowance.
- Received the good news that SBCCD commercial properties are at 86% occupancy, having recuperated the vacancy experienced during COVID-19.

- BFC members received a review of the SBCCD PARS accounts. This investment continues to be an ongoing source of revenue. As of April 30, 2023, the trust has generated approximately \$16.5 million in gains, net of expenses. Staff recommended no change in the current investment strategy for these funds.
- Discussed Tentative Budget concerns, particularly the proposed “take-back” of funds received in the 2022-23 year. The take-backs, if realized, would amount to a reduction of SBCCD’s budget in an approximate amount of \$6 million from the deferred maintenance budget and \$4 million from the COVID-19 relief budget. SBCCD is vigorously advocating for the rejection of both actions.

www.SBCCD.edu
Opportunity is Here

SBCCD Mission: SBCCD positively impacts the lives and careers of our students, the well-being of their families, and the prosperity of our community through excellence in educational and training opportunities.

- BFC Charge:** *The SBCCD BFC exists as a standing, advisory committee comprised of less than a quorum of Board members and is subject to the California Public Meetings Brown Act. The committee is charged with:*
- *Increasing the efficiency of the Board of Trustees by performing time-sensitive legislative research on its behalf.*
 - *Improving clarity by providing a platform for detailed questions not conducive to the flow of monthly business meetings.*
 - *Promoting transparency of SBCCD’s legislative advocacy priorities through discussions in an open forum.*
 - *Fostering an environment of understanding by communicating findings and formulating recommendations to the full Board of Trustees.*



Board Finance Committee Master Planning Action Calendar

August 10, 2023

MONTHLY UPDATES

- State Budget
- Enrollment
- PARS Snapshot
- Measure CC Timeline & Org Chart
- Budget Revenue & Expenditures
- BOT Budget to Actual
- BFC Master Planning Action Calendar

THU, JUL 13, 2023
@SBCCD Boardroom Extension

MEETING CANCELLED

THU, AUG 10, 2023
@SBCCD Boardroom Extension

- Semi-Annual Bond Measure Update
- BFC Quarterly Activity Report
- COVID-19 Expenditure Update
- Monthly Updates

THU, SEP 14, 2023
@SBCCD Boardroom Extension

- Measure CC Work Force Report
- Commercial Property Lease Update & Fiscal Performance
- Monthly Updates

THU, OCT 19, 2023*
@SBCCD Boardroom Extension

- BFC Quarterly Activity Report
- Guiding Principles for KVCR \$15 Million State Grant
- Monthly Updates

THU, NOV 9, 2023
@SBCCD Boardroom Extension

- Budget Calendar for 2023-24
- COVID-19 Expenditure Update
- Commercial Property Lease Update & Fiscal Performance
- Monthly Updates

FRI, DEC 8, 2023*
@SBCCD Boardroom Extension

- Budget Directives for 2023-24
- Measure CC Work Force Report
- Annual Audit Reports
- Enrollment (Recalc)
- Monthly Updates

THU, JAN 11, 2024
@SBCCD Boardroom Extension

- Review of Charge
- Reaffirm Guiding Principles for FCC Auction Proceeds
- BLC Legislative and Budget Priorities
- Monthly Updates

THU, FEB 8, 2024
@SBCCD Boardroom Extension

- COVID-19 Expenditure Update
- Semi-Annual Bond Measure Update
- Commercial Property Lease Update & Fiscal Performance
- Monthly Updates

THU, MAR 14, 2024
[@SBVC Location TBD](#)

- Measure CC Work Force Report
- Monthly Updates

THU, APR 13, 2023
[@CHCLearning Resource Center, LRC 226](#)

- ✓ BFC Quarterly Activity Report
- ✓ COVID-19 Expenditure Update
- ✓ Monthly Updates

THU, MAY 11, 2023
@SBCCD Boardroom Extension

- ✓ Commercial Property Lease Update & Fiscal Performance
- ✓ Monthly Updates
- ✓ LCAP Presentation

THU, JUN 8, 2023
@SBCCD Boardroom Extension

- PARS Presentation
- Monthly Updates

*Dates shifted from normal cycle to coincide with full Board meetings.