




Crafton Hills College

Space Utilization



March 2016



INTRODUCTION

This Space Utilization is an analysis of instructional room usage at Crafton Hills College (CHC) during the fall 2014 semester. Space Utilization examines the number of hours per week each room is scheduled for instructional use during a semester. Title V policy on utilization and space standards are used to determine efficiency of room utilization. The analysis compares the amount of time a room is *actually* utilized to the amount of time it *should* minimally be utilized to be deemed efficient usage. Additionally, Weekly Student Contact Hour (WSCH) generation by hours per week of space utilization during the semester for each subject was analyzed to evaluate efficiency. The analysis also reviews WSCH generation with assignable square footage (ASF) usage and Title V recommendations for WSCH production via lecture and lab space.

The purpose of this Space Utilization analysis is to provide data regarding WSCH generation with the amount of instructional space utilized on campus. The analysis will review efficiencies in room usage as well as efficiencies of WSCH generation per the amount of space utilized.

METHODOLOGY

Title V policy on utilization standards are determined on the basis of a 70-hour per week maximum room availability (Monday-Friday from 8:00 am to 10:00 pm). Per Title V standards, this analysis maintains that classrooms shall be utilized no less than 53-hours per week to achieve minimum qualifications for efficient room usage. Similarly, laboratories shall be utilized no less than 27.5-hours per week to achieve minimum qualifications for efficient room usage. Percentage of room utilization is calculated based on actual contact hours within each room versus the Title V standard for achieving minimum qualifications for efficient room usage. For example, a classroom with 53 actual contact hours during the semester would achieve 100% utilization. WSCH Capacity may be defined as the amount of WSCH a room has the capacity to generate based on its size and type. Title V standards were also used to determine WSCH Capacity for classrooms and laboratories and may be compared to a rooms actual WSCH generation.

Fall 2014 term data for instructional offerings at CHC was provided by the San Bernardino Community College District (SBCCD) Office of Institutional Effectiveness, Research and Planning. This was the most current fall term for which data was available during time of collection. The data provided information on each course section offering by room location, contact day(s) and time(s), instructional method, and WSCH generation. WSCH generation was calculated for each course offering within a room. If a course section utilized multiple rooms during a semester for various instruction methods, then WSCH generation was estimated based on each rooms contact hours. If a course section utilized an Arranged (ARR) hour contact method it was included with the space utilization only if the section generated WSCH and used a lecture or lab instructional methods. Course sections that utilized an ARR contact method for Independent Study or Work Experience credit were not included in room utilization hours. If a course section met in a room for less than 17-days in a semester the contact hours were not included in room utilization hours. Contact hours for intercollegiate sports course sections were not included in room utilization hours.



WSCH generation by subject was compared with the hours per week of space utilization to measure a level of efficiency. This metric evaluates WSCH production with the amount of total instructional hours spent in spaces on campus. High WSCH/Hourly utilization would imply that a subject is producing an above average level of WSCH for the amount of time it is utilizing instructional space on campus. High WSCH/Hourly utilization may also imply high a high fill rate for a particular subject per the amount of section offerings.

WSCH generation by subject and the amount of ASF usage by that subject on campus was also compared with Title V standards for space needs. This metric evaluates the *actual* amount of ASF utilized on campus to generate WSCH for each subject by the amount of ASF that subject *should* have needed per Title V standards to generate the same amount of WSCH. Space need or surplus is determined by subtracting the amount of ASF Title V standards determine to be sufficient for each subjects' WSCH generation by the amount of ASF actually utilized on campus by each subject. Additionally, the amount of ASF required for each subjects' WSCH generation per Title V standards (WSCH/Title V recommended ASF) was compared to the actual ASF utilized by each subject (WSCH/actual ASF utilized) to determine a gap or surplus in the amount of ASF used to the amount needed to generate the same amount of WSCH.

San Bernardino Community College District
 Crafton Hills College
 Fall 2014 Space Utilization



CHC - FALL 2014 SPACE UTILIZATION: BUILDING SUMMARY

Building	Room Count				Classrooms Avg. Utilization		Laboratory Avg. Utilization		Overall Avg. Utilization
	Classrooms	Laboratory	Other Instructional	Total Instructional	Hours/Wk.	% to Standard (48 hrs/wk)	Hours/Wk.	% to Standard (27.5 hrs/wk)	
EAST COMPLEX 2 (BOOKSTORE COMPLEX - BC)	3	1	0	4	47.03	98%	43.92	160%	129%
CHILD DEVELOPMENT CENTER (CDC)	1	0	1	2	36.43	76%	N/A	N/A	76%
CENTRAL COMPLEX 2 (CHEMISTRY & HEALTH SCIENCE - CHS)	2	5	0	7	35.25	73%	30.72	112%	93%
WEST COMPLEX (CLASSROOM BUILDING - CL)	10	0	0	10	42.44	88%	N/A	N/A	88%
KINESIOLOGY, HEALTH & AQUATICS (KHA)	1	0	4	5	44.09	92%	N/A	N/A	92%
CENTRAL COMPLEX 1 (LABORATORY/ADMINISTRATION - LADM)	4	9	0	13	38.54	80%	23.83	87%	83%
LEARNING RESOURCE CENTER (LRC)	1	0	1	2	43.75	91%	N/A	N/A	91%
NORTH COMPLEX (MATH & SCIENCE ANNEX)	2	2	0	4	46.34	97%	20.38	74%	85%
VISUAL ARTS (OCCUPATIONAL EDUCATION 1 - OE1)	2	2	0	4	40.80	85%	17.38	63%	74%
PERFORMING ARTS CENTER (PAC)	0	4	1	5	N/A	N/A	16.22	59%	59%
CRAFTON HALL (STUDENT CENTER/CAFETERIA - SCC)	1	0	0	1	45.64	95%	N/A	N/A	95%
STUDENT SUPPORT BLDG. (STUDENT SERVICES B - SSB)	0	0	1	1	N/A	N/A	N/A	N/A	N/A

OVERALL AVG. UTILIZATION	
High Utilization = 70% or Higher	
Medium Utilization = 50% - 69%	
Low Utilization = Below 50%	





TITLE V STANDARDS

Instructional space utilization is based on a maximum 70-hours per week (M-F 8:00am - 10:00pm)
 Classroom utilization standard for a College generating less than 140,000 WSCH should be at least 48-hours per week
 Lab utilization standard for a College should be at least 27.5-hours per week

CHC - FALL 2014 SPACE UTILIZATION: BY ROOM								HOURS PER WEEK										Min. Lab Utilization Standard (27.5 Hrs/Wk)										Min. Classroom Utilization Standard (48 Hrs/Wk)																
								2	4	6	8	10	12	14	16	18	20	22	24	26	28	30	32	34	36	38	40	42	44	46	48	50	52	54	56	58	60	62	64	##	##	##		
EAST COMPLEX 2 (BOOKSTORE COMPLEX - BC)																																												
Room	Room Use	ASF	Stns.	WSCH Cap.	Course	Inst. Mthd.	WSCH	Hrs/Wk																																				
BC-101	Classroom	1,130	73	2,389.01																																								
	1 week course (hours not included in utilization)				CHC-100	LEC	60.80																																					
					EMS-021	LEC	54.40																																					
					HIST-100	LEC	842.00																																					
					HIST-101	LEC	666.71																																					
					HIST-170	LEC	166.40																																					
					HIST-170H	LEC	3.20																																					
					HIST-171	LEC	57.00																																					
					MATH-095	LEC	112.00																																					
					SOC-100	LEC	165.00																																					
					TOTAL		2,127.51	42.75	CHC (2.66)	HIST (33.6)															MATH (3.66)	SOC (2.83)	89%																	
BC-104	Lab	826	35	483.04																																								
	1 & 2 week courses (hours not included in utilization)				EMS-022	LEC/LAB	31.36																																					
	1 week course (hours not included in utilization)				EMS-023	LEC	8.00																																					
					ENGL-976	LEC	304.00																																					
					READ-980	LEC	1,224.00																																					
					TOTAL		1,567.36	43.92	ENGL (7.32)	READ (36.6)															160%																			
BC-105	Classroom	691	36	1,460.89																																								
	1 & 2 week courses (hours not included in utilization)				ARABIC-101	LEC	88.40																																					
					ASL-101	LEC/LECO	668.00																																					
					ASL-102	LEC	184.00																																					
					ASL-103	LEC	108.00																																					
	4 week course				EMS-022	LEC/LAB	16.93																																					
					EMS-921	LEC/LAB	27.43																																					
					PSYCH-111	LEC	71.31																																					
					TOTAL		1,164.07	48.92	ARABIC (4.66)	ASL (32.94)															EMS (7.66)	PSYCH (3.66)	102%																	
BC-106	Classroom	676	42	1,429.18																																								
	1 week course (hours not included in utilization)				BUSAD-145	LEC	80.00																																					
					COMMST-100	LEC	835.54																																					
					COMMST-100H	LEC	3.20																																					
					COMMST-111	LEC	294.80																																					
					COMMST-111H	LEC	3.20																																					
					COMMST-125	LEC	35.66																																					
					COMMST-140	LEC	82.29																																					
					COMMST-145	LEC	36.00																																					
	1 week course (hours not included in utilization)				EMS-022	LEC/LAB	9.83																																					
	1 week course (hours not included in utilization)				EMS-023	LEC	46.40																																					
					JAPN-101	LEC	176.80																																					
					TOTAL		1,603.72	49.41	BUSAD (3.83)	COMMST (40.92)															JAPN (4.66)	103%																		
CHILD DEVELOPMENT CENTER (CDC)																																												
Room	Room Use	ASF	Stns.	WSCH Cap.	Course	Inst. Mthd.	WSCH	Hrs/Wk																																				
CDC-106	Demonstration (Child Care)	588	0																																									
					CD-105	LEC	118.86																																					
					CD-136	LEC	51.20																																					
					CD-182	LEC	68.34																																					
					ENGL-010	LEC	96.00																																					
					ENGL-101	LEC	188.00																																					
					ENGL-101H	LEC	8.00																																					
					LRC-941	LEC/LAB	51.84																																					
					MATH-102	LEC	116.00																																					
					TOTAL		698.24	27.94	CD (9.98)	ENGL (10.98)															LRC (3.32)	MATH (3.66)																		



Room	Room Use	ASF	Stns.	WSCH Cap.	Course	Inst. Mthd.	WSCH	Hrs/Wk
CDC-115	Classroom	781	40	1,651.16				
					CD-105	LEC	230.40	
					CD-112	LEC	96.00	
					CD-126	LEC	80.00	
					CD-186	LEC	60.00	
					CD-244	LEC	78.00	
					COMMST-100	LEC	89.60	
					COMMST-111	LEC	112.00	
					EDU-290	LEC	90.00	
					JAPN-101	LEC	145.60	
					POLIT-102	LEC	46.63	
					PSYCH-111	LEC	123.43	
					TOTAL		1,151.66	36.43

CD (16.3) COMMST (5.32) EDU (2.83) JAPN (4.66) POLIT (3.66) PSYCH (3.66) 76%

CENTRAL COMPLEX 2 (CHEMISTRY & HEALTH SCIENCE - CHS)

Room	Room Use	ASF	Stns.	WSCH Cap.	Course	Inst. Mthd.	WSCH	Hrs/Wk
CHS-122	Lab	1,173	28	456.42				
					ANTHRO-107	LEC	105.00	
					CHEM-101	LEC	182.90	
					COMMST-135	LEC	63.09	
					ECON-100	LEC	226.46	
					ECON-200	LEC	156.80	
					ECON-201	LEC	178.51	
					GEOG-110	LEC	163.20	
					HIST-107	LEC	30.00	
					JOUR-135	LEC	52.11	
					MATH-095	LEC	136.00	
					POLIT-100	LEC	112.00	
					SOC-100	LEC	201.60	
					TOTAL		1,607.67	39.09

ANTHRO (2.83) CHEM (2.66) COMMST/JOUR (3.66) ECON (15.47) GEOG (2.66) HIST (2.83) MATH (3.66) POLIT (2.66) SOC (2.66) 142%

Room	Room Use	ASF	Stns.	WSCH Cap.	Course	Inst. Mthd.	WSCH	Hrs/Wk
CHS-123	Lab	1,569	42	610.51				
					FIRET-102	LEC	57.00	
					FIRET-113	LEC	30.00	
					FIRET-114	LEC	48.00	
					FIRET-116	LEC	33.00	
					RESP-130	LEC	128.00	
					RESP-131	LEC/LAB	512.00	
					RESP-132	LEC	128.00	
					RESP-237	LEC/LAB/LABO	208.00	
					RESP-238	LEC/LAB	168.76	
					TOTAL		1,312.76	37.62

FIRET (11.32) RESP (26.3) 137%

Room	Room Use	ASF	Stns.	WSCH Cap.	Course	Inst. Mthd.	WSCH	Hrs/Wk
CHS-127	Lab	862	30	335.41				
					RESP-050	LEC	85.94	
					RESP-234	LEC	104.00	
					RESP-235	LEC	130.00	
					TOTAL		319.94	11.82

RESP 43%

Room	Room Use	ASF	Stns.	WSCH Cap.	Course	Inst. Mthd.	WSCH	Hrs/Wk
CHS-232	Lab	1,965	32	764.59				
					CHEM-150	LAB	592.11	
					CHEM-150H	LAB	12.42	
					CHEM-151	LAB/LABO	369.10	
					TOTAL		973.63	39.62

CHEM 144%

Room	Room Use	ASF	Stns.	WSCH Cap.	Course	Inst. Mthd.	WSCH	Hrs/Wk
CHS-237	Classroom	885	50	1,871.04				
					CH-090	LEC	53.00	
					MATH-090	LEC	478.06	
					MATH-095	LEC	249.37	
					MATH-102	LEC	156.00	
					MATH-103	LEC	148.00	
					MATH-250	LEC	92.00	
					MATH-903	LEC	34.00	
					MATH-942	LEC/LAB	216.00	
					MATH-952	LEC	132.11	
					TOTAL		1,558.54	44.07

CH (1.66) MATH (42.41) 92%

Room	Room Use	ASF	Stns.	WSCH Cap.	Course	Inst. Mthd.	WSCH	Hrs/Wk
CHS-238	Lab	1,948	32	757.98				
					CHEM-101	LAB	560.69	
					CHEM-102	LAB/DE	130.93	
					CHEM-212	LAB	67.70	
					TOTAL		759.32	25.47

CHEM 93%





Room	Room Use	ASF	Stns.	WSCH Cap.	Course	Inst. Mthd.	WSCH	Hrs/Wk							
CHS-242	Classroom	1,171	68	2,475.69											
					BIOL-100	LEC	178.56								
					BUSAD-210	LEC	232.40								
					CHEM-101	LEC	341.81								
					CHEM-150	LEC	272.29								
					CHEM-150H	LEC	5.58								
					CHEM-151	LEC	132.48								
					PHYSIC-215	LEC	68.45								
					SOC-100	LEC	179.20								
					SOC-100H	LEC	3.20								
					TOTAL		1,413.97	26.43	(2.66)	BIOL (3.99)	BUSAD (5.49)	CHEM (12.96)	PHYSIC (2.66)	SOC (2.66)	55%
WEST COMPLEX (CLASSROOM BUILDING - CL)															
CL-106	Classroom	596	40	1,260.04											
					MATH-090	LEC	101.21								
					SPAN-101	LEC	1,055.60								
					SPAN-102	LEC	275.60								
					TOTAL		1,432.41	45.93		MATH (3.99)	SPAN (41.94)				96%
CL-107	Classroom	370	29	782.24											
					ENGL-010	LEC/LECO	316.00								
					ENGL-101	LEC	88.00								
					ENGL-232	LEC	33.00								
					ENGL-976	LEC	184.00								
					JAPN-103	LEC	88.40								
					SPAN-103	LEC	62.40								
					TOTAL		771.80	33.11		ENGL (23.79)	JAPN (4.66)	SPAN (4.66)			69%
CL-108	Classroom	369	28	780.13											
					ENGL-010	LEC	204.00								
					ENGL-102	LEC	356.00								
					ENGL-102H	LEC	4.00								
					ENGL-170	LEC	41.04								
					ENGL-976	LEC	308.00								
					PSYCH-100	LEC	76.80								
					TOTAL		989.84	39.26		ENGL (36.6)		PSYCH (2.66)			82%
CL-109	Classroom	370	27	782.24											
					ENGL-010	LEC	420.00								
					ENGL-101	LEC	508.00								
					ENGL-102	LEC	92.00								
					FIRET-101	LEC	42.00								
					FIRET-104	LEC	24.00								
					READ-100	LEC	80.00								
					TOTAL		1,166.00	44.92		ENGL (36.6)	FIRET (5.66)	READ (2.66)			94%
CL-110	Classroom	370	25	782.24											
					CHC-090	LEC	23.00								
					ENGL-010	LEC	104.00								
					ENGL-101	LEC	404.00								
					ENGL-102	LEC	76.00								
					ENGL-102H	LEC	8.00								
					ENGL-160	LEC	35.66								
					ENGL-976	LEC	404.00								
					READ-980	LEC	92.00								
					TOTAL		1,146.66	44.75	(0.83)	CHC	ENGL (40.26)		READ (3.66)		93%
CL-111	Classroom	591	35	1,249.47											
					MATH-095	LEC	760.00								
					MATH-102	LEC/LECO	252.00								
					MATH-108	LEC	96.00								
					MATH-115	LEC	105.00								
					MATH-252	LEC	176.80								
					MATH-266	LEC	116.00								
					PSYCH-108	LEC	32.00								
					TOTAL		1,537.80	43.76		MATH (40.1)		PSYCH/MATH (3.66)			91%





Room	Room Use	ASF	Stns.	WSCH Cap.	Course	Inst. Mthd.	WSCH	Hrs/Wk
CL-216	Classroom	368	26	778.01				
					ENGL-010	LEC	536.00	
					ENGL-101	LEC/LECO	412.00	
					ENGL-101H	LEC	4.00	
					ENGL-102	LEC	196.00	
					ENGL-102H	LEC	8.00	
					ENGL-250	LEC	45.00	
					TOTAL		1,201.00	43.09

ENGL 90%

Room	Room Use	ASF	Stns.	WSCH Cap.	Course	Inst. Mthd.	WSCH	Hrs/Wk
CL-217	Classroom	369	25	780.13				
					ENGL-010	LEC	228.00	
					ENGL-101	LEC	788.00	
					ENGL-101H	LEC	16.00	
					ENGL-102	LEC	192.00	
					ENGL-976	LEC	92.00	
					TOTAL		1,316.00	47.58

ENGL 99%

Room	Room Use	ASF	Stns.	WSCH Cap.	Course	Inst. Mthd.	WSCH	Hrs/Wk
CL-218	Classroom	625	40	1,321.35				
Met in room for 6 days during semester (hours not included in utilization)								
					COMMST-100	LEC/DE	84.00	
					MATH-102	LEC	100.00	
					MATH-108	LEC	488.00	
					MATH-250	LEC	89.37	
					PSYCH-100	LEC	706.89	
					PSYCH-100H	LEC	2.74	
					PSYCH-101	LEC	124.80	
					PSYCH-102	LEC	153.60	
					PSYCH-108	LEC	164.00	
					TOTAL		1,913.40	41.69

MATH/PSYCH (18.9) PSYCH (22.79) 87%

Room	Room Use	ASF	Stns.	WSCH Cap.	Course	Inst. Mthd.	WSCH	Hrs/Wk
CL-219	Classroom	370	30	782.24				
					ENGL-101	LEC	204.00	
					ENGL-102	LEC	540.00	
					ENGL-102H	LEC	4.00	
					ENGL-152	LEC	104.00	
					ENGL-976	LEC	120.00	
					TOTAL		972.00	40.26

ENGL 84%

KINESIOLOGY, HEALTH & AQUATICS (KHA)

Room	Room Use	ASF	Stns.	WSCH Cap.	Course	Inst. Mthd.	WSCH	Hrs/Wk
KHA-103	Classroom	909	60	1,921.78				
					ENGL-170	LEC	51.00	
					HEALTH-102	LEC	836.94	
					HEALTH-263	LEC	238.11	
					HEALTH-263H	LEC	2.74	
					KIN-200	LEC	160.00	
					MATH-095	LEC	248.00	
					PHIL-101	LEC	147.00	
					TOTAL		1,683.79	44.09

ENGL (2.83) HEALTH (23.79) KIN (7.32) MATH (7.32) PHIL (2.83) 92%

Room	Room Use	ASF	Stns.	WSCH Cap.	Course	Inst. Mthd.	WSCH	Hrs/Wk
KHA-108	Athletics/P.E. (Training Room)	350	0					
					KIN-070A	LAB	131.17	
					KIN-070B	LAB	6.00	
					TOTAL		137.17	1.5

KIN

Room	Room Use	ASF	Stns.	WSCH Cap.	Course	Inst. Mthd.	WSCH	Hrs/Wk
KHA-132	Athletics/P.E. (Fitness Center)	3,064	63					
					KIN/F-106A	LAB	306.63	
					KIN/F-106B	LAB	49.94	
					KIN/F-108A	LAB	352.00	
					KIN/F-108B	LAB	80.60	
					KIN/F-127A	LAB	57.00	
					KIN/F-191A	LAB	88.76	
					KIN/F-191B	LAB	6.12	
					KIN/S-120A	LAB	5.49	
					KIN/S-120B	LAB	10.97	
					TOTAL		957.51	33.24

KIN/F (29.58) KIN/S (3.66)





Room	Room Use	ASF	Stns.	WSCH Cap.	Course	Inst. Mthd.	WSCH	Hrs/Wk
KHA-133	Athletics/P.E. (Yoga Studio)	1,629	35		DANCE-163A	LAB	54.00	
					KIN/D-163A	LAB	30.00	
					KIN/D-163B	LAB	6.00	
					KIN/F-105A	LAB	76.80	
					KIN/F-105B	LAB	3.20	
					KIN/F-168A	LAB	406.40	
					KIN/F-168B	LAB	73.60	
					KIN/S-159A	LAB	27.00	
					KIN/S-159B	LAB	6.00	
					KIN/S-190A	LAB	48.00	
TOTAL						731.00	21.62	DANCE & KIN/F (13.3) KIN/D (2.83)

Room	Room Use	ASF	Stns.	WSCH Cap.	Course	Inst. Mthd.	WSCH	Hrs/Wk
KHA-135	Athletics/P.E. (Dance Studio)	1,542	30		DANCE-143A	LAB	38.40	
					DANCE-143B	LAB	16.00	
					KIN/D-143A	LAB	25.60	
					KIN/D-143B	LAB	6.40	
					KIN/F-105A	LAB	57.00	
					KIN/F-105B	LAB	3.00	
					KIN/F-155A	LAB	113.60	
					KIN/F-155B	LAB	6.20	
					KIN/S-120A	LAB	53.83	
					KIN/S-120B	LAB	32.91	
TOTAL						352.94	16.79	DANCE & KIN/F (7.64) KIN/D (2.66)

CENTRAL COMPLEX 1 (LABORATORY/ADMINISTRATION - LADM)

Room	Room Use	ASF	Stns.	WSCH Cap.	Course	Inst. Mthd.	WSCH	Hrs/Wk
LADM-101	Lab	1,224	35	715.79	CIS-101	LEC	525.00	
					CIS-184	LEC	42.00	
					CIS-190B	LEC/FIELD	11.57	
					TOTAL			

Lec/Field hours not included in utilization

Room	Room Use	ASF	Stns.	WSCH Cap.	Course	Inst. Mthd.	WSCH	Hrs/Wk	
LADM-106	Lab	1,116	20	434.24	GEOG-111	LAB	36.00		
					GEO-100	LEC/LAB	165.60		
					GEO-100H	LAB	3.00		
					GEO-101	LEC/LAB	35.20		
					GEO-160	LAB	3.00		
					Meets 3.2 hrs/wk ARR (Indep. study hours not included in utilization)	GEO-246A	DIR	1.00	
					Field hours not included in utilization	GEO-260	LEC/FIELD	63.25	
					Met in room for 4 days during semester (not included in utilization)	GEO-270	LEC/LAB	30.57	
TOTAL						457.62	16.64	GEOG (2.83) GEOL (10.15) MATH (3.66) 61%	

Room	Room Use	ASF	Stns.	WSCH Cap.	Course	Inst. Mthd.	WSCH	Hrs/Wk					
LADM-112	Lab	588	15	228.79	ASTRON-160	LAB	54.00						
					CHEM-151	LEC	41.22						
					ENGL-010	LEC	112.00						
					ENGL-101	LEC	100.00						
					LRC-900X8	TUT	9.31						
					PHYSIC-110	LEC	50.76						
					PHYSIC-250	LEC	71.42						
					TOTAL						438.71	21.62	ASTRON (5.66) CHEM (2.66) ENGL (7.32) LRC (0.83) PHYSIC (5.15) 79%

Room	Room Use	ASF	Stns.	WSCH Cap.	Course	Inst. Mthd.	WSCH	Hrs/Wk
LADM-115	Lab	1,240	24	482.49	PHYSIC-100	LAB	230.85	
					PHYSIC-110	LAB	57.24	
					PHYSIC-250	LAB	77.38	
					PHYSIC-251	LAB	74.15	
TOTAL						439.62	22.64	PHYSIC 82%



Room	Room Use	ASF	Stns.	WSCH Cap.	Course	Inst. Mthd.	WSCH	Hrs/Wk	
LADM-121	Classroom	1,124	84	2,376.32	ASTRON-150	LEC	246.00		
					BIOL-100	LEC	372.00		
					GEOG-102	LEC	102.40		
					GEO-100	LEC	54.00		
					GEO-100H	LEC	3.00		
					GEO-101	LEC	45.00		
					GEO-101H	LEC	3.00		
					HEALTH-102	LEC	117.00		
					HEALTH-263	LEC	111.00		
					OCEAN-101	LEC	162.00		
					PHYSIC-100	LEC	209.72		
					PSYCH-100	LEC	163.20		
					SOC-100	LEC	104.23		
					TOTAL		1,692.55	37.9	ASTRON (5.32) BIOL (5.32) GEOG (2.66) GEOL (2.83) HEALTH (4.98) OCEAN (5.32) PHYSIC (5.15) PSYCH (2.66) SOC (3.66) 79%
LADM-201	Lab	1,108	27	471.49	BIOL-131	LAB	154.75		BIOL 21%
					TOTAL		154.75	5.66	
LADM-211	Lab	1,121	32	477.02	BIOL-100	LAB	980.81		
					CHEM-102	LEC	65.47		
					CHEM-212	LEC	62.50		
					TOTAL		1,108.78	33.62	BIOL (28.3) CHEM (5.32) 122%
LADM-216	Lab	1,143	30	668.42	CIS-101	LEC	81.00		
					CIS-111	LEC	84.00		
					CIS-113	LEC	99.00		
					CIS-161	LEC	51.00		
					CIS-163	LEC	86.40		
					CIS-165	LEC	48.00		
					CIS-180	LEC	47.54		
					CIS-182	LEC	37.03		
					CSCI-110	LEC/LAB	204.80		
					CSCI-240	LEC/LAB	57.60		
					LRC-941	LAB	44.16		
					MATH-102	LEC	96.00		
					MATH-160	LEC	92.00		
					TOTAL		1,028.53	40.09	CIS (19.3) CSCI (10.64) LRC (2.83) MATH (7.32) 146%
LADM-217	Classroom	665	40	1,405.92	ACCT-208	LEC	380.00		
					ACCT-209	LEC	136.00		
					BUSAD-100	LEC	376.80		
					BUSAD-200	LEC	69.00		
					CHC-100	LEC	108.80		
					MATH-095	LEC	120.00		
					MATH-102	LEC	124.00		
					MATH-103	LEC	104.00		
					MATH-160	LEC	44.00		
					PBSF-127	LEC	75.00		
					TOTAL		1,537.60	45.92	ACCT (14.81) BUSAD (10.98) CHC (2.66) MATH (14.64) PBSF (2.83) 96%
LADM-220	Lab	868	30	507.60	ACCT-105	LEC/LECO	56.00		
					CIS-130	LEC	41.60		
					CIS-140	LEC/LAB	125.90		
					CIS-141	LEC/LAB	50.77		
					CSCI-120	LEC/LAB	57.20		
					TOTAL		331.47	15.47	ACCT (3.83) CIS (7.32) CSCI (4.32) 56%
LADM-224	Classroom	1,134	72	2,397.46	ANAT-101	LEC	499.07		
					ANAT-150	LEC	184.51		
					ANAT-151	LEC	202.37		
					BIOL-100	LEC	348.23		
					BIOL-131	LEC	142.85		
					CHC-100	LEC	99.00		
					POLIT-100	LEC	246.40		
					TOTAL		1,722.43	28.75	ANAT (13.13) BIOL (7.81) CHC (2.49) POLIT (5.32) 60%



Room	Room Use	ASF	Stns.	WSCH Cap.	Course	Inst. Mthd.	WSCH	Hrs/Wk
LADM-225	Lab	1,273	45	541.70				
					ANAT-101	LAB	548.53	
					ANAT-150	LEC/LAB	873.99	
					ANAT-151	LEC/LAB	603.23	
					ANAT-159	LAB	12.00	
					TOTAL		2,037.75	39.79

1 section met for 16 days during semester (hours not included in utilization)
 1 section met for 16 days during semester (hours not included in utilization)
 Met 3 hrs/wk ARR

ANAT 145%

Room	Room Use	ASF	Stns.	WSCH Cap.	Course	Inst. Mthd.	WSCH	Hrs/Wk
LADM-304	Classroom	885	51	1,871.04				
					ANTHRO-100	LEC	118.40	
					ANTHRO-102	LEC	48.00	
					COMMST-100	LEC	105.60	
					HUM-140	LEC	95.09	
					JAPN-101	LEC	98.80	
					PHIL-101	LEC	150.40	
					PHIL-103	LEC	202.66	
					PHIL-105	LEC	67.20	
					PHIL-105H	LEC	3.20	
					RELIG-100	LEC	76.80	
					RELIG-101	LEC	140.80	
					RELIG-101H	LEC	6.40	
					SOC-105	LEC	140.80	
					SOC-130	LEC	131.20	
					SOC-141	LEC	102.00	
					TOTAL		1,487.35	41.58

ANTHRO (5.32) COMMST (2.66) HUM (3.66) JAPN (4.66) PHIL (11.81) RELIG (5.32) SOC (8.15) 87%

LEARNING RESOURCE CENTER (LRC)

Room	Room Use	ASF	Stns.	WSCH Cap.	Course	Inst. Mthd.	WSCH	Hrs/Wk
LRC-107	Office	1,848	30					
					LRC-900X8	TUT	981.69	
					TOTAL		981.69	N/A

Supervised Tutoring offered ARR (hours not included in utilization)

Room	Room Use	ASF	Stns.	WSCH Cap.	Course	Inst. Mthd.	WSCH	Hrs/Wk
LRC-231	Classroom	2,192	146	4,634.25				
					AH-101	LEC	238.63	
					ANAT-150	LEC	267.90	
					ANTHRO-102	LEC	137.60	
					ANTHRO-102H	LEC	6.40	
					ART-102	LEC	118.40	
					EMS-102	LEC	32.00	
					ENGL-260	LEC	60.00	
					ENGL-270	LEC	69.00	
					HUM-101	LEC	92.80	
					POLIT-100	LEC	669.20	
					POLIT-100H	LEC	3.20	
					SOC-100	LEC	378.20	
					TOTAL		2,073.33	43.75

1 week class (hours not included in utilization)

AH (11.32) ANAT (2.49) ANTHRO (2.66) ART (2.66) ENGL (5.66) HUM (2.66) POLIT (10.81) SOC (5.49) 91%

NORTH COMPLEX (MATH & SCIENCE ANNEX)

Room	Room Use	ASF	Stns.	WSCH Cap.	Course	Inst. Mthd.	WSCH	Hrs/Wk
MSA-101	Classroom	1,377	40	2,911.21				
					CHC-090	LEC	33.00	
					MATH-090	LEC	398.51	
					MATH-095	LEC/DE	602.46	
					MATH-102	LEC/LECO	104.00	
					MATH-115	LEC	60.80	
					MATH-903	LAB	116.26	
					MATH-943	LAB	78.57	
					MATH-952	LEC	148.00	
					TOTAL		1,541.60	45.07

CHC MATH (44.24) (0.83) 94%

Room	Room Use	ASF	Stns.	WSCH Cap.	Course	Inst. Mthd.	WSCH	Hrs/Wk
MSA-102	Classroom	1,377	40	2,911.21				
					CHC-090	LEC	34.00	
					MATH-090	LEC	243.69	
					MATH-095	LEC	240.00	
					MATH-103	LEC	274.80	
					MATH-250	LEC/LECO	120.00	
					MATH-903	LAB	158.80	
					MATH-943	LAB	91.89	
					MATH-952	LEC	501.03	
					TOTAL		1,664.21	47.61

CHC MATH (46.78) (0.83) 99%

Room	Room Use	ASF	Stns.	WSCH Cap.	Course	Inst. Mthd.	WSCH	Hrs/Wk
MSA-107	Lab	1,844	32	784.68				
					MICRO-102	LEC/LAB	486.40	
					TOTAL		486.40	18.62

MATH 68%





Room	Room Use	ASF	Stns.	WSCH Cap.	Course	Inst. Mthd.	WSCH	Hrs/Wk
MSA-109	Lab	1,844	32	784.68				
Meets 6 hrs/wk ARR (Indep. study hours not included in utilization)					MICRO-247A	DIR	4.00	
					MICRO-150	LEC/LAB	555.20	
TOTAL							559.20	22.13

MICRO 80%

VISUAL ARTS (OCCUPATIONAL EDUCATION 1 - OE1)

Room	Room Use	ASF	Stns.	WSCH Cap.	Course	Inst. Mthd.	WSCH	Hrs/Wk
OE1-101	Lab	1,209	30	470.43				
Meets 3 hrs/wk ARR (Indep. study hours not included in utilization)					ART-121	LEC/LAB	78.00	
					ART-124	LEC/LAB	162.00	
					ART-125	LEC/LAB	42.00	
					ART-126	LEC/LAB	108.00	
					ART-132	LEC/LAB	90.00	
					ART-226	LEC/LAB	30.00	
					ART-232	LEC/LAB	30.00	
					ART-247A	DIR	1.00	
TOTAL							541.00	21.28

ART 77%

Room	Room Use	ASF	Stns.	WSCH Cap.	Course	Inst. Mthd.	WSCH	Hrs/Wk
OE1-120	Classroom	810	40	1,712.47				
Meets 3.2 hrs/wk ARR					CHC-100	LEC	108.80	
Meets 6.8 hrs/wk ARR					EMS-103	LEC/LAB/CLINIC/FIELD	160.46	
Meets 14.4 hrs/wk ARR					EMS-150	LEC	51.68	
Meets 9.8 hrs/wk ARR					EMS-151	LEC	35.07	
Meets 26 hrs/wk ARR					EMS-152	LEC	70.14	
Meets 8 hrs/wk ARR					EMS-153	LEC	51.68	
Lecture meets 6.6 hrs/wk and lab meets 19.2 hrs/wk ARR					EMS-154	LEC	146.57	
					EMS-155	LAB	147.66	
					EMS-160	LEC/LAB/LECO	15.20	
					MATH-251	LEC	132.00	
TOTAL							919.26	39.98

CHC (2.66) EMS (33.66) MATH (3.66) 83%

NOTE: For EMS-150, 151, 152, 153,154, 155, 160 hours/wk utilization uses the highest hrs/wk ARR (26 hrs/wk)

Room	Room Use	ASF	Stns.	WSCH Cap.	Course	Inst. Mthd.	WSCH	Hrs/Wk
OE1-127	Classroom	812	60	1,716.70				
					EMS-020	LEC/LAB/CLINIC/FILD	1,484.52	
					FIRET-100	LEC	226.80	
					FIRET-101	LEC	89.60	
					FIRET-103	LEC	43.20	
TOTAL							1,844.12	41.62

EMS (10.98) FIRET (30.64) 87%

Room	Room Use	ASF	Stns.	WSCH Cap.	Course	Inst. Mthd.	WSCH	Hrs/Wk
OE1-130	Lab	1,166	24	453.70				
					ART-120	LEC/LAB	120.00	
					ART-200	LEC/LAB	66.00	
					FIRET-101	LEC	90.00	
TOTAL							276.00	13.47

ART (10.64) FIRET (2.83) 49%

PERFORMING ARTS CENTER (PAC)

Room	Room Use	ASF	Stns.	WSCH Cap.	Course	Inst. Mthd.	WSCH	Hrs/Wk
PAC-101	Assembly	5,192	455					
Lecture meets 1 hrs/wk and lab meets 3 hrs/wk ARR					DANCE-174X4	LEC/LAB	57.71	
Lecture meets 1 hrs/wk and lab meets 6 hrs/wk ARR					THART-124X4	LEC/LAB/LABO	82.11	
2 week class (hours not included in utilization)					THART-133	LEC	7.31	
Lecture meets 0.5 hrs/wk and lab meets 1.5 hrs/wk ARR					THART-134X4	LEC/LAB	393.89	
Lecture meets 1 hrs/wk and lab meets 6 hrs/wk ARR					THART-140X2	LEC/LAB	13.60	
Lecture meets 1.05 hrs/wk and lab meets 6.35 hrs/wk ARR					THART-145	LEC/LAB	5.71	
					THART-176	LEC/LAB	34.37	
Lecture meets 1.05 hrs/wk and lab meets 6.35 hrs/wk ARR					THART-245	LEC/LAB	17.82	
Special projects hours not included in utilization					THART-246A	DIR	3.00	
Special projects hours not included in utilization					THART-246B	DIR	5.00	
Special projects hours not included in utilization					THART-246D	DIR	1.00	
TOTAL							621.52	29.15

DANCE (4) THART (25.15)

Room	Room Use	ASF	Stns.	WSCH Cap.	Course	Inst. Mthd.	WSCH	Hrs/Wk
PAC-219	Lab	638	22	248.25				
					THART-120	LEC	51.20	
TOTAL							51.20	2.66

THART 10%

Room	Room Use	ASF	Stns.	WSCH Cap.	Course	Inst. Mthd.	WSCH	Hrs/Wk
PAC-225	Lab	555	22	215.95				
					MUSIC-135	LEC/LAB	118.80	
					MUSIC-136	LEC/LAB	15.84	
					MUSIC-235	LEC/LAB	3.96	
					MUSIC-236	LEC/LAB	3.96	
TOTAL							142.56	6.6

MUSIC 24%



Room	Room Use	ASF	Stns.	WSCH Cap.	Course	Inst. Mthd.	WSCH	Hrs/Wk
PAC-308	Lab	1,529	68	594.94				
					MUSIC-100	LEC	294.40	
					MUSIC-101	LEC/LAB	147.20	
					MUSIC-103	LEC	176.00	
					MUSIC-132	LEC	19.84	
					MUSIC-133	LEC	1.24	
					MUSIC-134	LEC	60.00	
					MUSIC-141X4	DIR	22.00	
					MUSIC-150X4	LEC	18.60	
					MUSIC-174X4	LEC	17.36	
					MUSIC-190	LEC/LAB	46.80	
					MUSIC-247A	DIR	2.00	
					MUSIC-247B	DIR	2.00	
					TOTAL		807.44	22.94
								MUSIC 83%

Room	Room Use	ASF	Stns.	WSCH Cap.	Course	Inst. Mthd.	WSCH	Hrs/Wk
PAC-309	Lab	1,545	71	601.17				
					ART-100	LEC	115.20	
					ART-103	LEC	257.80	
					ENGL-108	LEC	28.80	
					MUSIC-120	LEC	92.80	
					MUSIC-120H	LEC	16.00	
					MUSIC-132	LAB	44.16	
					MUSIC-133	LAB	2.76	
					MUSIC-150X4	LAB	41.40	
					MUSIC-174X4	LAB	38.64	
					THART-100	LAB	319.40	
					THART-100H	LEC	9.60	
					THART-108	LEC	28.80	
					THART-176	LEC	21.07	
					TOTAL		1,016.43	32.68
								ART (10.81) ENGL (2.66) MUSIC (9.98) THART (9.23) 119%

CRAFTON HALL (STUDENT CENTER/CAFETERIA - SCC)

Room	Room Use	ASF	Stns.	WSCH Cap.	Course	Inst. Mthd.	WSCH	Hrs/Wk
SCC-202	Classroom	978	48	2,067.65				
					MATH-090	LEC	568.34	
					MATH-095	LEC	190.40	
					MATH-102	LEC/LECO	112.69	
					MATH-103	LEC	128.00	
					MATH-108	LEC	92.00	
					MATH-903	LAB	76.51	
					MATH-942	LEC/LAB	186.88	
					MATH-943	LAB	34.80	
					MATH-952	LEC	136.00	
					PSYCH-108	LEC	8.00	
					TOTAL		1,533.62	45.64
								MATH & PSYCH-108 95%

STUDENT SUPPORT BLDG. (STUDENT SERVICES B - SSB)

Room	Room Use	ASF	Stns.	WSCH Cap.	Course	Inst. Mthd.	WSCH	Hrs/Wk
SSB-108	Office	65	1					
					LRC-907	LAB	62.80	
					LRC-927	LAB	12.00	
					TOTAL		74.80	3.00
								LRC



CHC - FALL 2014 SPACE UTILIZATION: WSCH GENERATION PER HOURS/WK UTILIZATION

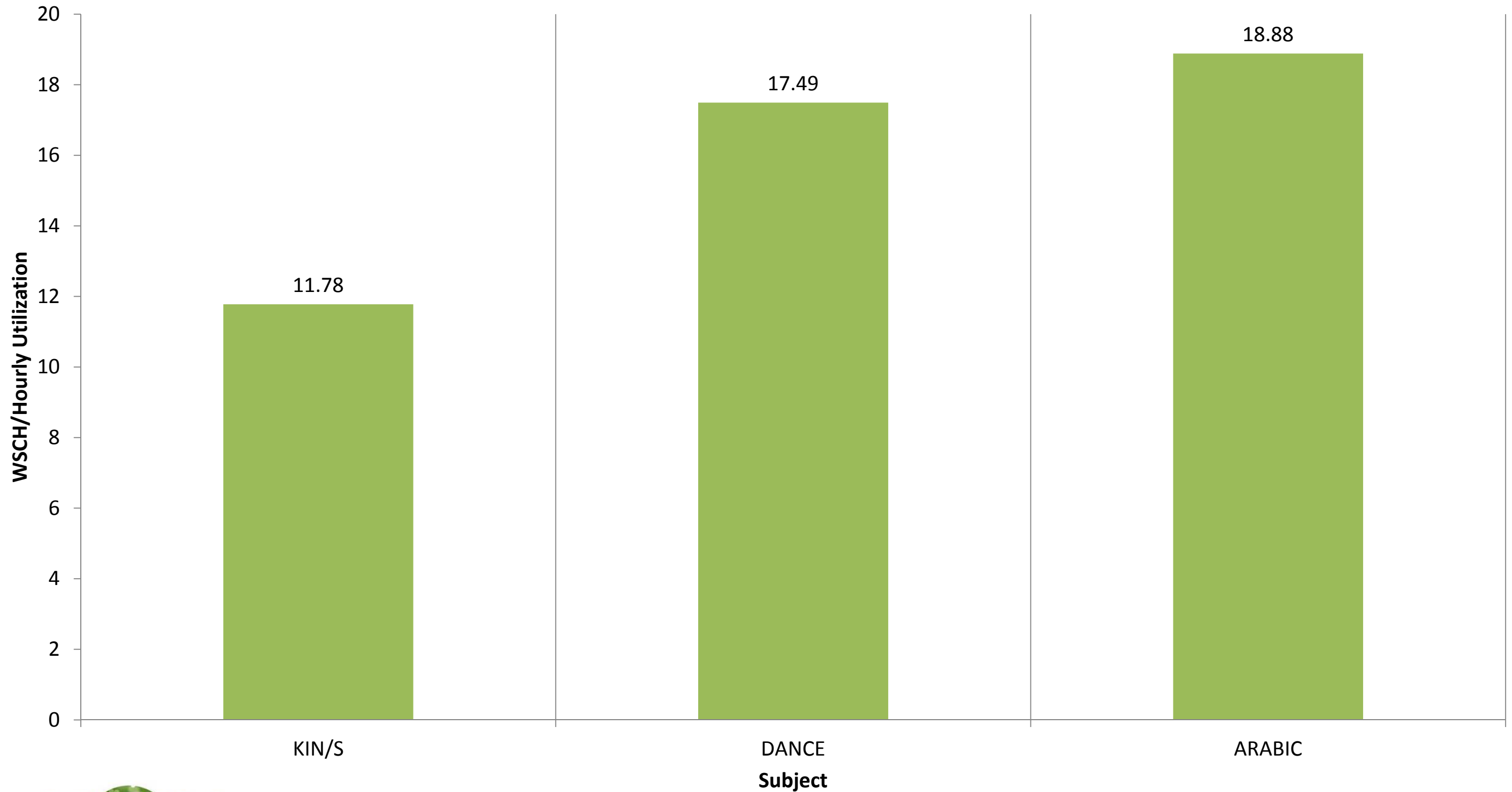
CHC FALL 2014 UTILIZATION						
Subject Title & Abbreviation	No. of Rms.	ASF	Hrs/Wk.	On-Campus WSCH	WSCH / Hrly Util.	
Accounting	ACCT	2	1,533	18.64	572	30.69
Allied Health	AH	1	2,192	11.32	239	21.08
Anatomy	ANAT	3	4,599	55.41	3,192	57.61
Anthropology	ANTHRO	3	4,250	10.81	415	38.43
Arabic	ARABIC	1	691	4.66	88	18.88
Art	ART	4	6,112	45.39	1,218	26.84
American Sign Language	ASL	1	826	32.94	960	29.14
Astronomy	ASTRON	2	1,712	10.98	300	27.32
Biology	BIOL	5	5,658	49.75	2,177	43.76
Business Administration	BUSAD	3	2,512	20.3	758	37.34
Child Development	CD	2	1,369	26.28	783	29.79
College Life	CHC	8	7,748	14.62	520	35.57
Chemistry	CHEM	6	7,966	85.86	2,837	33.04
Computer Information Systems	CIS	3	3,235	45.58	1,331	29.20
Communication Studies	COMMST	5	4,140	52.56	1,745	33.20
Computer Science	CSCI	2	2,011	14.96	320	21.39
Dance	DANCE	3	8,363	9.49	166	17.49
Economics	ECON	1	1,173	15.47	562	36.33
Education	EDU	1	781	2.83	90	31.80
Emergency Medical Services	EMS	7	7,137	N/A	2,389	#VALUE!
English	ENGL	13	9,234	308.61	8,092	26.22
Fire Technology	FIRET	4	3,917	30.79	684	22.22
Geography	GEOG	3	3,413	8.15	302	37.06
Geology	GEOL	2	2,240	12.98	407	31.36
Health Education	HEALTH	2	2,033	28.77	1,116	38.79
History	HIST	2	2,303	36.43	1,765	48.45
Humanities	HUM	2	3,077	6.32	188	29.73
Japanese	JAPN	4	2,712	18.64	510	27.36
Journalism	JOUR	1	1,173	N/A	52	#VALUE!
Kinesiology	KIN	2	1,259	8.82	297	33.67
Kinesiology Dance	KIN/D	2	3,171	N/A	68	#VALUE!
Kinesiology Fitness	KIN/F	3	6,235	50.52	1,681	33.27
Kinesiology Team/Sport & Skill	KIN/S	3	6,235	15.64	184	11.78
Learning Resources	LRC	5	4,232	N/A	1,162	#VALUE!
Mathematics	MATH	15	13,963	293.3	9,898	33.75
Microbiology	MICRO	2	3,688	40.75	1,046	25.66

CHC FALL 2014 UTILIZATION						
Subject Title & Abbreviation	No. of Rms.	ASF	Hrs/Wk.	On-Campus WSCH	WSCH / Hrly Util.	
Music	MUSIC	3	3,629	39.52	1,186	30.00
Oceanography	OCEAN	1	1,124	5.32	162	30.45
Public Safety & Services	PBSF	1	665	2.83	75	26.50
Philosophy	PHIL	2	1,794	14.64	570	38.93
Physics	PHYSIC	4	4,123	35.6	840	23.60
Political Science	POLIT	4	5,280	22.45	1,077	47.97
Psychology	PSYCH	7	5,159	35.43	1,627	45.92
Reading & Skills Study	READ	3	1,566	39.26	1,396	35.56
Religious Studies	RELIG	1	885	5.32	224	42.11
Respiratory Care	RESP	2	2,431	38.12	1,465	38.43
Sociology	SOC	6	7,675	25.45	1,405	55.21
Spanish	SPAN	2	966	46.6	1,394	29.91
Theater Arts	THART	3	7,375	37.04	994	26.84



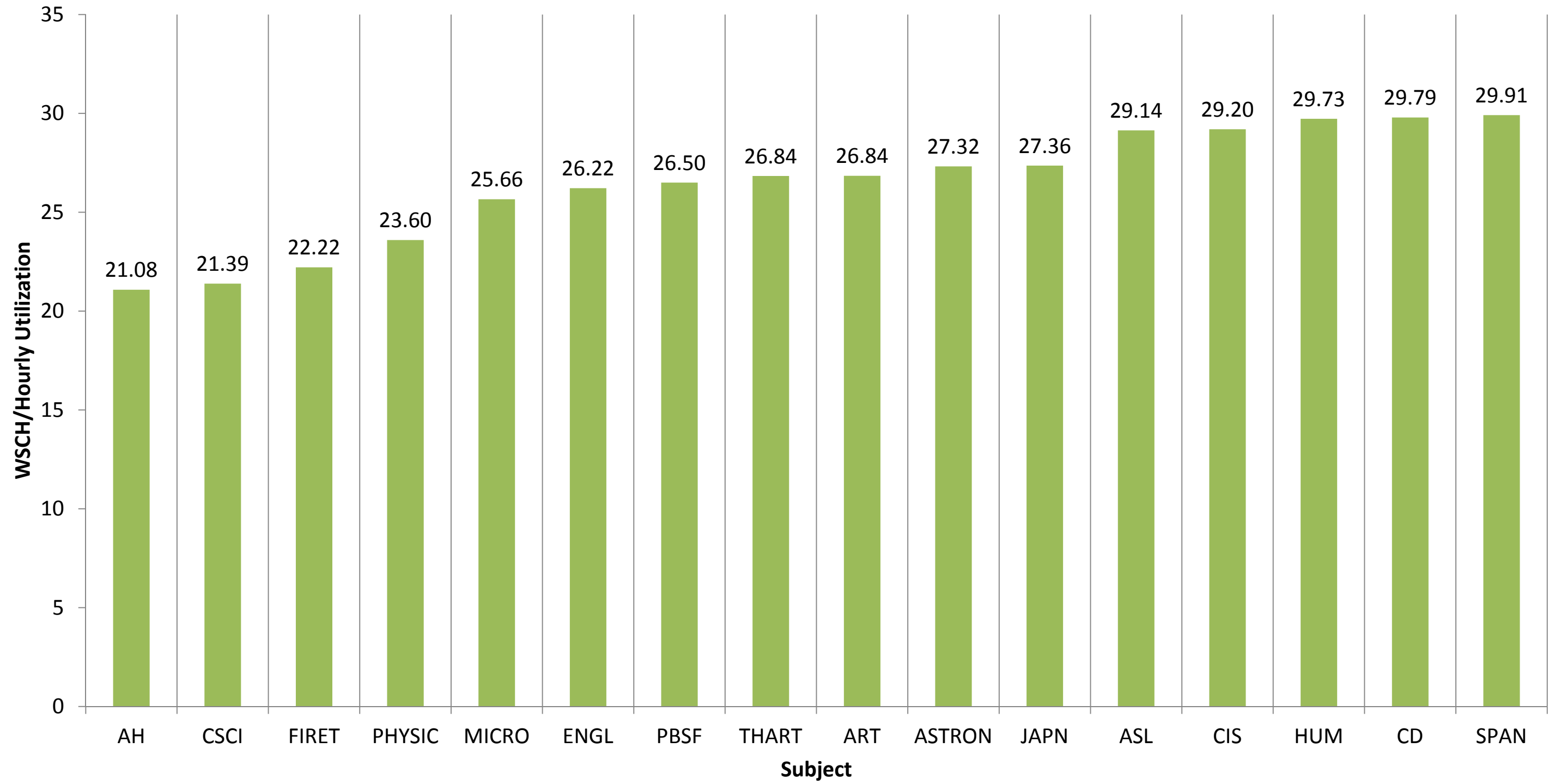


Fall 2014 - WSCH by Hourly Utilization Low WSCH/Hourly Utilization



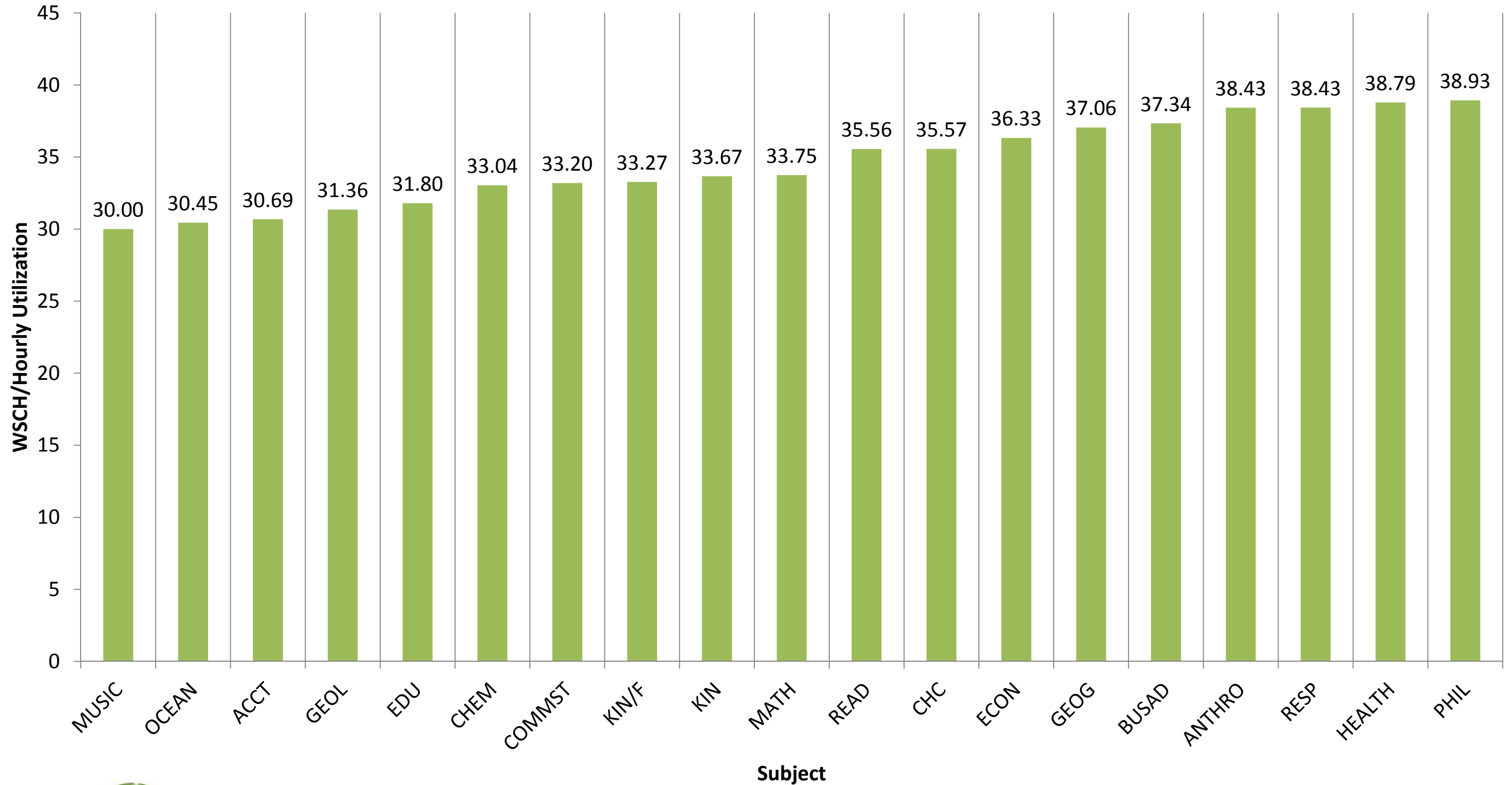


Fall 2014 - WSCH by Hourly Utilization Low-Medium WSCH/Hourly Utilization



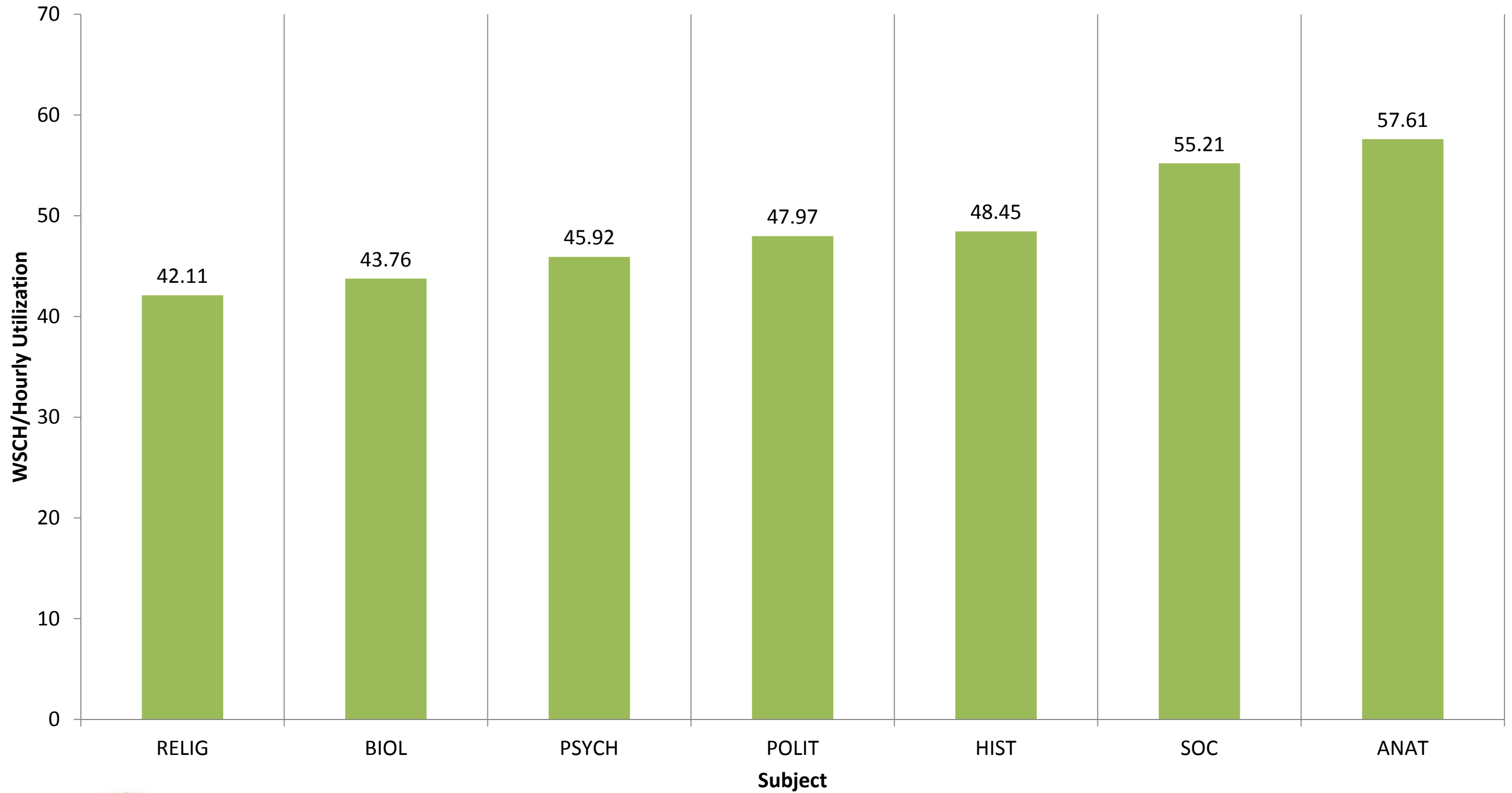


Fall 2014 - WSCH by Hourly Utilization High-Medium WSCH/Hourly Utilization





Fall 2014 - WSCH by Hourly Utilization High WSCH/Hourly Utilization





CHC - FALL 2014 SPACE UTILIZATION: WSCH GENERATION AND RECOMMENDED SPACE NEEDS/SURPLUS PER TITLE V


Subject Title & Abbreviation	On-Campus WSCH	% Lecture WSCH	% Lab WSCH	Total ASF Util.	Title V Rec. Lecture ASF	Title V Rec. Lab ASF	Space Need / (Surplus)	WSCH / ASF Util.	WSCH / Title V Rec. ASF	WSCH / ASF Gap	
Accounting	ACCT	572	100%	0%	1,533	271	0	(1,262)	0.37	2.11	1.74
Allied Health	AH	239	100%	0%	2,192	113	0	(2,079)	0.11	2.11	2.01
Anatomy	ANAT	3,192	40%	60%	4,599	604	4,501	506	0.69	0.63	-0.07
Anthropology	ANTHRO	415	100%	0%	4,250	196	0	(4,054)	0.10	2.11	2.02
Arabic	ARABIC	88	100%	0%	691	42	0	(649)	0.13	2.11	1.99
Art	ART	1,218	30%	70%	6,112	173	2,192	(3,747)	0.20	0.52	0.32
American Sign Language	ASL	960	100%	0%	826	454	0	(372)	1.16	2.11	0.95
Astronomy	ASTRON	300	80%	20%	1,712	114	154	(1,444)	0.18	1.12	0.95
Biology	BIOL	2,177	40%	60%	5,658	412	3,070	(2,177)	0.38	0.63	0.24
Business Administration	BUSAD	758	100%	0%	2,512	359	0	(2,153)	0.30	2.11	1.81
Child Development	CD	783	100%	0%	1,369	370	0	(999)	0.57	2.11	1.54
College Life	CHC	520	100%	0%	7,748	246	0	(7,502)	0.07	2.11	2.05
Chemistry	CHEM	2,837	40%	60%	7,966	537	4,375	(3,055)	0.36	0.58	0.22
Computer Information Systems	CIS	1,331	80%	20%	3,235	504	455	(2,276)	0.41	1.39	0.98
Communication Studies	COMMST	1,745	100%	0%	4,140	825	0	(3,315)	0.42	2.11	1.69
Computer Science	CSCI	320	40%	60%	2,011	61	328	(1,622)	0.16	0.82	0.66
Dance	DANCE	166	10%	90%	8,363	8	384	(7,971)	0.02	0.42	0.40
Economics	ECON	562	100%	0%	1,173	266	0	(907)	0.48	2.11	1.64
Education	EDU	90	100%	0%	781	43	0	(738)	0.12	2.11	2.00
Emergency Medical Services	EMS	2,389	30%	70%	7,137	339	3,579	(3,219)	0.33	0.61	0.28
English	ENGL	8,092	100%	0%	9,234	3,828	0	(5,406)	0.88	2.11	1.24
Fire Technology	FIRET	684	100%	0%	3,917	324	0	(3,593)	0.17	2.11	1.94
Geography	GEOG	302	80%	20%	3,413	114	155	(3,143)	0.09	1.12	1.03
Geology	GEOG	407	80%	20%	2,240	154	209	(1,877)	0.18	1.12	0.94
Health Education	HEALTH	1,116	100%	0%	2,033	528	0	(1,505)	0.55	2.11	1.57
History	HIST	1,765	100%	0%	2,303	835	0	(1,468)	0.77	2.11	1.35
Humanities	HUM	188	100%	0%	3,077	89	0	(2,988)	0.06	2.11	2.05
Japanese	JAPN	510	100%	0%	2,712	241	0	(2,471)	0.19	2.11	1.93
Journalism	JOUR	52	100%	0%	1,173	25	0	(1,148)	0.04	2.11	2.07
Kinesiology	KIN	297	55%	45%	1,259	77	429	(753)	0.24	0.59	0.35

Subject Title & Abbreviation	On-Campus WSCH	% Lecture WSCH	% Lab WSCH	Total ASF Util.	Title V Rec. Lecture ASF	Title V Rec. Lab ASF	Space Need / (Surplus)	WSCH / ASF Util.	WSCH / Title V Rec. ASF	WSCH / ASF Gap	
Kinesiology Dance	KIN/D	68	0%	100%	3,171	0	218	(2,953)	0.02	0.31	0.29
Kinesiology Fitness	KIN/F	1,681	0%	100%	6,235	0	5,396	(839)	0.27	0.31	0.04
Kinesiology Team/Sport & Skill	KIN/S	184	0%	100%	6,235	0	591	(5,644)	0.03	0.31	0.28
Learning Resources	LRC	1,162	10%	90%	4,232	55	1,569	(2,608)	0.27	0.72	0.44
Mathematics	MATH	9,898	90%	10%	13,963	4,214	1,485	(8,265)	0.71	1.74	1.03
Microbiology	MICRO	1,046	40%	60%	3,688	198	1,474	(2,016)	0.28	0.63	0.34
Music	MUSIC	1,186	40%	60%	3,629	224	1,828	(1,576)	0.33	0.58	0.25
Oceanography	OCEAN	162	100%	0%	1,124	77	0	(1,047)	0.14	2.11	1.97
Public Safety & Services	PBSF	75	100%	0%	665	35	0	(630)	0.11	2.11	2.00
Philosophy	PHIL	570	100%	0%	1,794	270	0	(1,524)	0.32	2.11	1.80
Physics	PHYSIC	840	100%	0%	4,123	397	0	(3,726)	0.20	2.11	1.91
Political Science	POLIT	1,077	100%	0%	5,280	509	0	(4,771)	0.20	2.11	1.91
Psychology	PSYCH	1,627	100%	0%	5,159	770	0	(4,389)	0.32	2.11	1.80
Reading & Skills Study	READ	1,396	100%	0%	1,566	660	0	(906)	0.89	2.11	1.22
Religious Studies	RELIG	224	100%	0%	885	106	0	(779)	0.25	2.11	1.86
Respiratory Care	RESP	1,465	40%	60%	2,431	277	1,881	(273)	0.60	0.68	0.08
Sociology	SOC	1,405	100%	0%	7,675	665	0	(7,010)	0.18	2.11	1.93
Spanish	SPAN	1,394	100%	0%	966	659	0	(307)	1.44	2.11	0.67
Theater Arts	THART	994	40%	60%	7,375	188	1,533	(5,654)	0.13	0.58	0.44

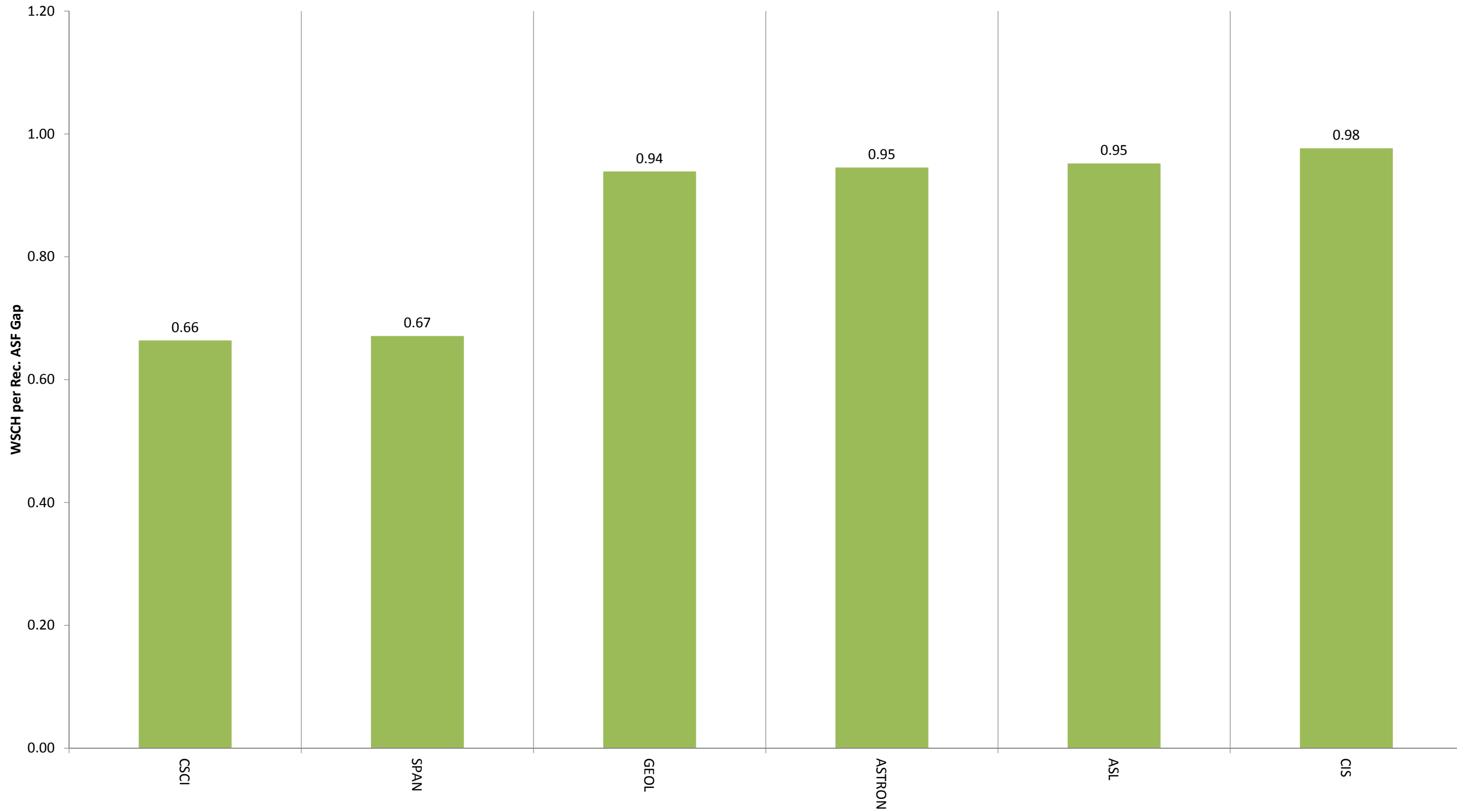


Fall 2014 - WSCH / Title V Recommended ASF Gap
Surplus WSCH/ASF Utilized

ANAT

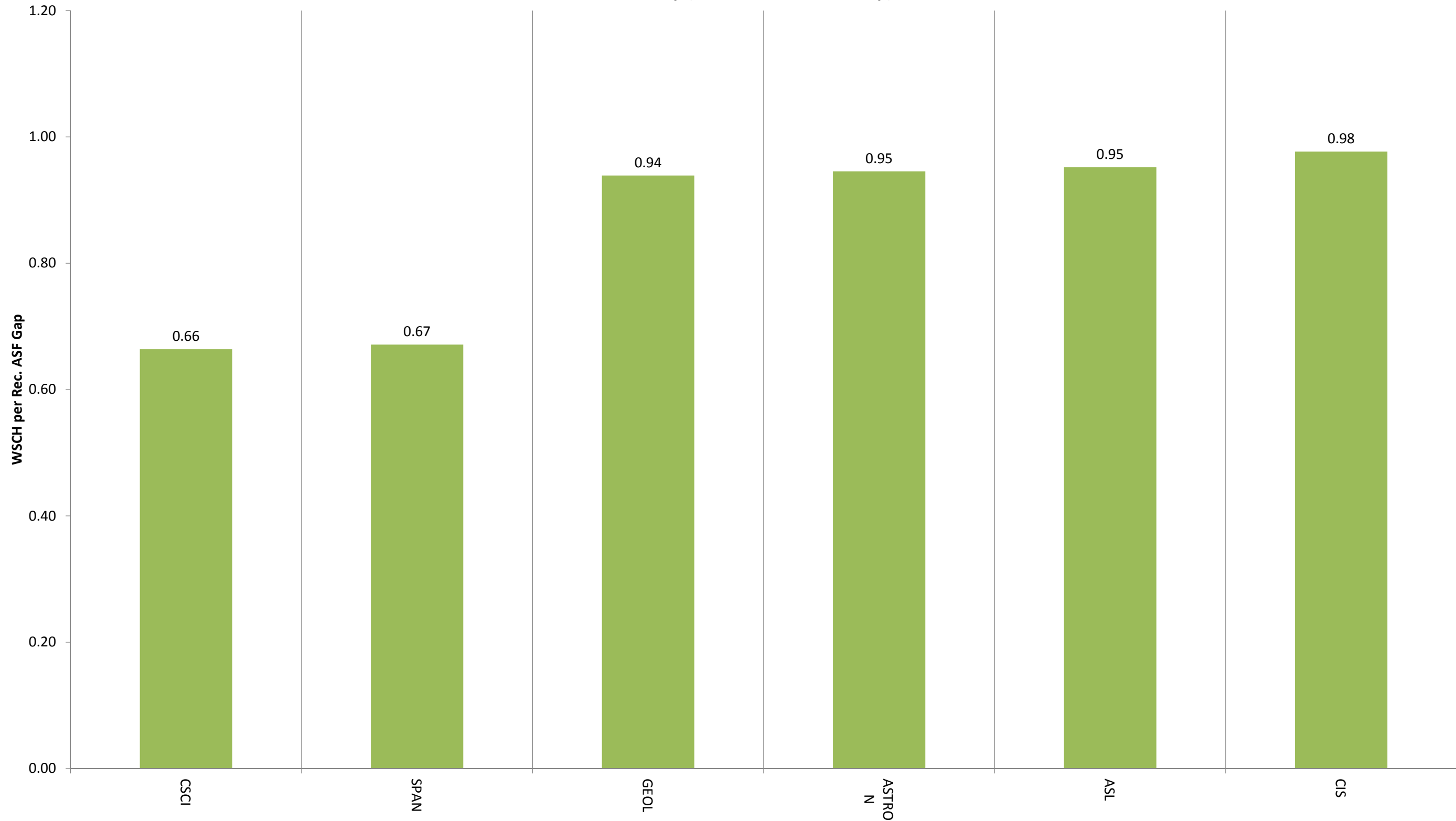


Fall 2014 - WSCH / Title V Recommended ASF Gap
Low Gap (0.01-0.50 WSCH/ASF Gap)





Fall 2014 - WSCH / Title V Recommended ASF Gap
Medium Gap (0.51-0.99 WSCH/ASF Gap)





Fall 2014 - WSCH / Title V Recommended ASF Gap
High Gap (1.00-2.11 WSCH/ASF Gap)

